


Indiana Department of Correction

Division of Research & Technology



Offender Population Statistical Report

- September 2017 -

Rob Carter, Commissioner

**Indiana Department of Correction
Indiana Government Center South, Room E334
302 W. Washington Street
Indianapolis, IN 46204**

**Prepared by:
Joshua Ross, Research Analyst
(317) 233-3432
josross@idoc.in.gov**

This report and previous reports may be found at:

<http://www.in.gov/idoc/2376.htm>



Definitions

For the purpose of this report, the following definitions apply:

Admission – The means by which an offender enters the custody or jurisdiction of the Indiana Department of Correction. For this report, with the exception of the return of an escapee, this does not include a return from a temporary absence.

Average Daily Population – The sum of the daily beginning counts for a month, divided by that month's number of daily beginning counts.

Beginning Count – The number of offenders physically present at the beginning of the day (ie, 0000:01 hours).

Class A Felony – An offense whereby a person convicted of this felony shall be imprisoned for a fixed term of thirty years, with not more than twenty years added for aggravating circumstances, or not more than ten years subtracted for mitigating circumstances.

Class B Felony – An offense whereby a person convicted of this felony shall be imprisoned for a fixed term of ten years, with not more than ten years added for aggravating circumstances, or not more than four years subtracted for mitigating circumstances.

Class C Felony – An offense whereby a person convicted of this felony shall be imprisoned for a fixed term of four years, with not more than four years added for aggravating circumstances, or not more than two years subtracted for mitigating circumstances.

Class D Felony – An offense whereby a person convicted of this felony shall be imprisoned for a fixed term of one and one-half years, with not more than one and one-half years added for aggravating circumstances, or not more than one year subtracted for mitigating circumstances.

Class 1 Felony – An offense whereby a person convicted of this felony shall be imprisoned with a sentence range of 20-40 years, with not more than twenty years added as a habitual offender enhancement.

Class 2 Felony – An offense whereby a person convicted of this felony shall be imprisoned with a sentence range of 10-30 years, with not more than twenty years added as a habitual offender enhancement.

Class 3 Felony – An offense whereby a person convicted of this felony shall be imprisoned with a sentence range of 3-16 years, with not more than twenty years added as a habitual offender enhancement.

Class 4 Felony – An offense whereby a person convicted of this felony shall be imprisoned with a sentence range of 2-12 years, with not more than twenty years added as a habitual offender enhancement.

Class 5 Felony – An offense whereby a person convicted of this felony shall be imprisoned with a sentence range of 1-6 years, with not more than six years added as a habitual offender enhancement.

Class 6 Felony – An offense whereby a person convicted of this felony shall be imprisoned with a sentence range of 0.5-2.5 years, with not more than six years added as a habitual offender enhancement.

Contracted Beds - Those offenders who have been committed to the Indiana Department of Correction, but are housed in a local work release facility under contract of a 3rd party provider.

County Jail "Back-ups" (Jail Bed Count) – Those offenders who have been committed to the Indiana Department of Correction, but are housed in a county jail until they can be transferred to a Department of Correction intake facility. The county receives \$35.00 per day, per offender, to house these offenders.

Ending Count – The number of offenders physically present at the end of the day (ie, 2400:00 hours).

Felon – A person convicted in any jurisdiction who might have been imprisoned for more than one year.

Murder - An offense whereby a person convicted of this felony shall be imprisoned for a fixed term of fifty-five years, with not more than ten years added for aggravating circumstances, or not more than ten years subtracted for mitigating circumstances.

Definitions Continued

Operational Capacity – The total bed capacity of the facility. The capacity of a facility is the number of beds authorized for safe and efficient operation of the facility.

Pre-Dispositional – An individual ordered by the Court to the Indiana Department of Correction for evaluation prior to sentencing.

Release – The means by which an offender leaves the custody or jurisdiction of the Indiana Department of Correction. For this report, with the exception of an escape, this does not include a temporary absence.

Safekeeper – An individual whom the Court has determined to be in imminent danger of serious bodily injury or death, or who represents a substantial threat to the safety of others, and whom the Court has ordered to the Indiana Department of Correction for custody and security control.

Maximum Level Facilities – Maximum security facilities have very restrictive security measures and housing is celled space.

Medium Level Facilities – Medium security facilities have moderate degree of security measures and housing consists of dormitories and celled space.

Minimum Level Facilities – Minimum Security Facilities have the least restrictive security measures and housing is dormitory style. Also included as minimum security are work release program offenders who leave the facility for outside employment but return nightly.

Intake Facilities – Intake facilities are designated to receive newly committed adult offenders. During the intake process each offender is evaluated through interviews, reports and diagnostic tests. This evaluation forms the basis of the offenders' facility and program assignment.

Secure Housing Units – Denotes maximum control with the most restrictive security measures in place.

Vacancy – The number of beds available for assignment.

Juvenile Diagnostic/Walkthrough – A Juvenile court can order a youth to the Department of Correction to be temporarily committed for not more than 14 days (excluding Saturdays, Sundays and Legal holidays) for the purpose of an evaluation. The youth must be adjudicated delinquent and the order has to be prior to disposition. The department will send a report to the court of the written findings.

Indiana Department of Correction Population Summary

- There were 23,618 adult male offenders (including 292 county jail “back-ups” and 55 in contracted beds) on October 01, 2017. This population is 4% below operational bed capacity for general population.
- There were 2,364 adult female offenders (including 41 county jail “back-ups” and 18 in contracted beds) on October 01, 2017. This population is 12% below the operational bed capacity.
- There were 382 juvenile male offenders in the Department’s facilities on October 01, 2017. This population is 47% below the operational bed capacity.
- There were 36 juvenile female offenders in the Department’s facilities on October 01, 2017. This population is 78% below the operational bed capacity.
- There were 6,545 adult males on parole in Indiana (6,083 Indiana parolees and 462 other jurisdiction parolees) on October 01, 2017.
- There were 699 adult females on parole in Indiana (636 Indiana parolees and 63 other jurisdiction parolees) on October 01, 2017.
- There were 1,002 adults admitted to IDOC (864 male and 138 female) and 931 adults released from IDOC (804 male and 127 female) in September 2017.
- There were 61 juveniles admitted to IDOC (51 male and 10 female) and 65 juveniles released from IDOC (56 male and 9 female) in September 2017.

**Indiana Department of Correction
Human Resource Report**

September 30, 2017

ADULT FACILITIES

Facility	Total Staff*	Custody Staff	Non-Custody	Vacancies	Hires - Rehires	Retired - Terminated	Inter-Agency		Contract/Vendor		
							In	Out	Aramark	Health	Education
Branchville Correctional Facility	247	175	72	26	7	13	1	0	10	31	4.0
Chain O'Lakes Correctional Facility	28	21	7	2	0	0	0	0	5	2	0.0
Correctional Industrial Facility	292	227	65	77	10	5	0	0	12	28	6.5
Edinburgh Correctional Facility	66	51	15	4	2	2	0	0	7	5	0.0
Indiana State Prison/Lakeside	494	390	104	72	12	30	1	0	24	44	0.0
Indiana Women's Prison	175	121	54	21	3	7	2	1	6	23	5.5
Indianapolis Re-Entry Educational Fac	5	4	1	93	0	0	0	0	0	0	2.5
Madison Correctional Facility	146	101	45	19	1	3	0	0	7	25	5.5
Miami Correctional Facility	442	333	109	114	7	10	0	0	22	58	10.5
New Castle Correctional Facility**	413	295	81	122	0	0	0	0	29	65	18.0
Pendleton Correctional Facility	462	343	119	59	15	11	0	0	18	46	2.5
Plainfield Correctional Facility	335	248	87	58	9	7	0	0	27	43	5.5
Putnamville Correctional Facility	446	326	120	78	11	12	5	1	18	36	9.0
Reception-Diagnostic Center	215	168	47	33	1	2	0	0	0	29	0.0
Rockville Correctional Facility	229	161	68	36	6	9	0	0	13	37	9.0
South Bend Comm. Re-Entry Center	36	25	11	6	5	7	3	3	4	2	0.0
Heritage Trail DOC Staff	23	0	23	0	0	0	0	0	2	10	2.5
Heirtage Trail GEO Staff**	138	96	42	18	0	0	0	0	0	0	0.0
Wabash Valley Correctional Facility	587	466	121	60	17	10	0	0	28	51	8.0
Westville Correctional Facility	657	494	163	112	11	10	4	0	36	70	11.5
Total	5,436	4,045	1,354	1,010	117	138	16	5	268	605	101

JUVENILE FACILITIES

Facility	Total Staff*	Custody Staff	Non-Custody	Vacancies	Hires - Rehires	Retired - Terminated	Inter-Agency		Contract/Vendor		
							In	Out	Aramark	Health	Education
Camp Summit	44	29	15	17	0	3	0	0	4	2	3
Logansport Intake/North Central	165	113	52	15	3	2	2	2	8	14	3
Madison Juvenile Correctional	79	63	16	18	0	3	0	0	0	0	0
Pendleton Juvenile Correctional	254	179	75	38	8	3	0	0	7	15	4
Total	542	384	158	88	11	11	2	2	19	31	10
Central Office***	Total	505	182	323	50	0	0	0	0	0	1.5
STATE EMPLOYEE TOTAL	5,932	4,220	1,712	1,008	128	149	18	7	0	0	0
CONTRACT EMPLOYEE TOTAL	1,586	391	1,158	140	0	0	0	0	287	636	112
GRAND TOTAL	7,518	4,611	2,870	1,148	128	149	18	7	287	636	112

* Total Active Staff does not include those on disability, suspension, or leave with pay.

** New Castle Correctional Facility and Heritage Trail are privately contracted institutions. Their hire/rehire and termination/reitre data is not provided to DOC.

*** Includes Technology Services Division, PEN Products, Staff Development and Training, and the Parole Division (counted as Custody Staff)

Note: Total staff, custody staff, non-custody staff, and vacancy data are as of the end of the month.

Hires and re-hires, retirements and terminations, intra-agency transfer in and transfer out are the total number of actions for the month.

Source: DOC Human Resource

(d)



Offender Statistics



Indiana Department of Correction
Table 1
Offender Population & Vacancy Numbers, by Facility Security Level
October 1, 2017

Minimum Security - Adult MALE						
	September	General	Programs &	Segregation &		
	Ending	Population	Treatment	Infirmery	Down	Held
	Count	Vacancies	Vacancies	Vacancies	Beds	Beds
Chain O'Lakes	119	10	0	0	0	0
Edinburgh	328	15	0	0	0	1
Miami - MCA	192	12	0	0	0	0
New Castle - NCA	188	14	0	0	0	2
Pendleton - IRO	207	9	0	0	1	3
Westville - WCA	335	25	4	0	8	7
Wabash Valley - WVA	157	41	0	0	0	0
Total	1,526	126	4	0	9	13

Re-Entry & Work Release - Adult MALE						
Bartholomew Co. Re-Entry	5	5	0	0	0	0
Chain O'Lakes Re-Entry	5	2	0	0	0	0
Duval Center Re-Entry	13	27	0	0	0	0
Lake Co. Re-Entry	5	5	0	0	0	0
South Bend Re-Entry	132	37	0	0	0	3
VOA/Hope Hall Re-Entry	5	15	0	0	0	0
Starke Co. PI - TC	27	0	21	0	0	0
Total	192	91	21	0	0	3

Table 1 (Cont.)

Medium Security - Adult MALE						
	September	General	Programs &	Segregation &		
	Ending	Population	Treatment	Infirmiry	Down	Held
	Count	Vacancies	Vacancies	Vacancies	Beds	Beds
Branchville	1,239	186	50	10	0	0
Correctional Industrial	1,413	14	0	9	0	13
Indiana State Prison ISO	280	102	0	0	2	1
Plainfield	1,485	44	0	16	150	1
Putnamville	1,976	84	1	4	444	1
Heritage Trail	858	8	0	0	0	2
Westville	2,458	39	66	37	311	30
New Castle	2,392	4	4	18	1	12
Total	12,101	481	121	94	908	60

Maximum Security - Adult MALE						
	September	General	Programs &	Segregation &		
	Ending	Population	Treatment	Infirmiry	Down	Held
	Count	Vacancies	Vacancies	Vacancies	Beds	Beds
Miami	2,932	12	0	8	12	20
Indiana State Prison	1,920	14	21	84	13	15
Pendleton	1,323	11	3	7	4	5
Pendleton Treatment Unit	176	0	88	0	31	3
ISR Secure Housing Unit	54	0	0	12	2	1
Reception Diag. Center	587	81	0	0	27	0
New Castle Annex	432	40	0	5	8	1
New Castle Mental Health	110	0	18	0	0	0
WCU Secure Housing Unit	103	0	0	3	3	1
Wabash Valley	1,713	14	36	3	2	17
WVS Secure Housing Unit	157	0	0	42	15	2
Total	9,507	172	166	164	117	65

Minumum Security & Re-Entry - Adult FEMALE						
	September	General	Programs &	Segregation &		
	Ending	Population	Treatment	Infirmiry	Down	Held
	Count	Vacancies	Vacancies	Vacancies	Beds	Beds
Madison	578	84	0	0	0	0
Crane House	15	30	0	0	0	0
Jefferson Co. Re-Entry	14	40	0	0	0	4
Bartholomew Co. Re-Entry	0	10	0	0	0	0
Lake Co. Re-Entry	0	10	0	0	0	0
VOA/Evansville/Female	3	2	0	0	0	0
Total	610	176	0	0	0	4

Medium Security - Adult FEMALE						
Rockville	863	104	3	11	0	0
Total	863	104	3	11	0	0

Maximum Security - Adult FEMALE						
Women's Prison	609	9	10	2	0	1
Rockville Intake	241	47	0	0	0	0
Total	850	56	10	2	0	1

JAIL BED COUNT						
Adult Male	292	N/A	N/A	N/A	N/A	N/A
Adult Female	41	N/A	N/A	N/A	N/A	N/A
Total	333					

Table 1 (Cont.)

JUVENILE OFFENDERS

Juvenile Male

	September Ending Count	General Population Vacancies	Programs & Treatment Vacancies	Segregation & Infirmery Vacancies	Down Beds	Held Beds
Camp Summit	63	31	0	1	0	0
Logansport Juvenile Intake/Diagnostic Facility	29	56	0	7	0	0
North Central Juvenile Correctional Facility	123	51	0	0	0	0
Pendleton Juvenile Correctional Facility	167	208	0	10	0	6
Total	382	346	0	18	0	6

Juvenile Female

Madison Juvenile Correctional Facility	36	128	0	10	0	0
--	----	-----	---	----	---	---

TOTALS

	September Ending Count	General Population Vacancies	Programs & Treatment Vacancies	Segregation & Infirmery Vacancies	Down Beds	Held Beds
GRAND TOTAL FOR ALL ADULT MALES (Includes Jail Bed Count and Contracted Beds)	23,618	870	312	258	1,034	141
TOTAL FOR ADULT MALES IDOC FACILITIES ONLY	23,271	818	291	258	1,034	141
GRAND TOTAL FOR ALL ADULT FEMALES (Includes Jail Bed Count and Contracted Beds)	2,364	336	13	13	0	5
TOTAL FOR ADULT FEMALES IDOC FACILITIES ONLY	2,305	244	13	13	0	1
TOTAL FOR JUVENILE MALES	382	346	0	18	0	6
TOTAL FOR JUVENILE FEMALES	36	128	0	10	0	0
GRAND TOTAL FOR THE DEPARTMENT (Includes Jail Bed Count and Contracted Beds)	26,400	1,680	325	299	1,034	152
GRAND TOTAL FOR THE DEPARTMENT (Excludes Jail Bed Count and Contracted Beds)	25,994	1,536	304	299	1,034	148

Sources: Planning Division Facility Body Count Report
 Planning Division Juvenile Daily Count Report
 OIS - Jail Bed Count
 Operational Support Services - Vacancy Report

Indiana Department of Correction
Table 2
Operational Capacity Compared to Population, by Facility
October 1, 2017

Minimum Security - Adult MALE					
	August	September	September	September	Percent +/-
	Operational	Operational	Adjusted	Ending	Capacity
	Capacity	Capacity	Operational	Count	Capacity
			Capacity*		
Chain O'Lakes	129	129	129	119	-8%
Edinburgh	344	344	343	328	-4%
Miami - MCA	204	204	204	192	-6%
New Castle - NCA	204	204	202	188	-7%
Pendleton - IRO	220	220	216	207	-4%
Westville - WCA	379	379	360	335	-7%
Wabash Valley - WVA	198	198	198	157	-21%
Total	1,678	1,678	1,652	1,526	-8%

Re-Entry & Work Release - Adult MALE					
Bartholomew Co. Re-Entry	10	10	10	5	-50%
Chain O'Lakes Re-Entry	7	7	7	5	-29%
Duvall Center Re-Entry	40	40	40	13	-68%
Lake Co. Re-Entry	10	10	10	5	-50%
South Bend Re-Entry	172	172	169	132	-22%
VOA/Hope Hall Re-Entry	20	20	20	5	-75%
Starke Co. PI - TC	<u>48</u>	<u>48</u>	<u>27</u>	27	<u>0%</u>
Total	307	307	283	192	-32%

Table 2 (Cont.)

Medium Security - Adult MALE					
	August	September	September	September	
	Operational	Operational	Adjusted	Ending	Percent +/-
	Capacity	Capacity	Operational	Count	Capacity
			Capacity*		
Branchville	1,485	1,485	1425	1,239	-13%
Correctional Industrial	1,449	1,449	1427	1,413	-1%
Indiana State Prison ISO	385	385	382	280	-27%
Plainfield	1,696	1,696	1529	1,485	-3%
Putnamville	2,510	2,510	2060	1,976	-4%
Heritage Trail	868	868	866	858	-1%
Westville	2,941	2,941	2497	2,458	-2%
New Castle	<u>2,431</u>	<u>2,431</u>	<u>2396</u>	<u>2,392</u>	<u>0%</u>
Total	13,765	13,765	12,582	12,101	-4%

Maximum Security - Adult MALE					
	August	September	September	September	
	Operational	Operational	Adjusted	Ending	Percent +/-
	Capacity	Capacity	Operational	Count	Capacity
			Capacity*		
Miami	2,984	2984	2944	2,932	0%
Indiana State Prison	2,067	2067	1934	1,920	-1%
Pendleton	1,353	1353	1334	1,323	-1%
Pendleton Treatment Unit	298	298	176	176	0%
ISR Secure Housing Unit	69	69	54	54	0%
Reception Diag. Center	695	695	776	587	-24%
New Castle Annex	486	486	472	432	-8%
New Castle Mental Health	128	128	110	110	0%
WCU Secure Housing Unit	110	110	103	103	0%
Wabash Valley	1,785	1785	1727	1,713	-1%
WVS Secure Housing Unit	<u>216</u>	<u>216</u>	<u>157</u>	<u>157</u>	<u>0%</u>
Total	10,191	10,191	9,787	9,507	-3%

Minimum Security & Re-Entry - Adult FEMALE					
	August	September	September	September	
	Operational	Operational	Adjusted	Ending	Percent +/-
	Capacity	Capacity	Operational	Count	Capacity
			Capacity*		
Madison	662	662	662	578	-13%
Crane House	45	45	45	15	-67%
Jefferson Co. Re-Entry	58	58	54	14	-74%
Bartholomew Co. Re-Entry	10	10	10	0	-100%
Lake Co. Re-Entry	10	10	10	0	-100%
VOA/Evansville/Female	<u>5</u>	<u>5</u>	<u>5</u>	<u>3</u>	<u>-40%</u>
Total	790	790	786	610	-22%

Medium Security - Adult FEMALE					
Rockville	<u>981</u>	<u>981</u>	<u>967</u>	863	-11%
Total	981	981	967	863	-11%

Maximum Security - Adult FEMALE					
Women's Prison	631	631	618	609	-1%
Rockville Intake	<u>288</u>	<u>288</u>	<u>288</u>	<u>241</u>	-16%
Total	919	919	906	850	-6%

JAIL BED COUNT**					
Adult Male	267	292	292	292	0%
Adult Female	<u>43</u>	<u>41</u>	<u>41</u>	<u>41</u>	<u>0%</u>
Total	310	333	333	333	0%

Table 2 (Cont.)

JUVENILE OFFENDERS

Juvenile Male					
	August	September	September	September	Percent +/-
	Operational	Operational	Adjusted	Ending	Capacity
	Capacity	Capacity	Operational	Count	Capacity
			Capacity*		
Camp Summit	95	95	94	63	-33%
Logansport Juvenile Intake/Diagnostic Facility	92	92	85	29	-66%
North Central Juvenile Correctional Facility	174	174	174	123	-29%
Pendleton Juvenile Correctional Facility	<u>391</u>	<u>391</u>	<u>375</u>	167	<u>-55%</u>
Total	752	752	718	382	-47%

Juvenile Female					
	August	September	September	September	Percent +/-
	Operational	Operational	Adjusted	Ending	Capacity
	Capacity	Capacity	Operational	Count	Capacity
			Capacity*		
Madison Juvenile Correctional Facility	174	174	164	36	-78%

TOTALS

	August	September	September	September	Percent +/-
	Operational	Operational	Adjusted	Ending	Capacity
	Capacity	Capacity	Operational	Count	Capacity
			Capacity*		
GRAND TOTAL FOR ALL ADULT MALES (Includes Jail Bed Count and Contracted Beds)	26,208	26,233	24,596	23,618	-4%
TOTAL FOR ADULT MALES IDOC FACILITIES ONLY	25,813	25,813	24,197	23,271	-4%
GRAND TOTAL FOR ALL ADULT FEMALES (Includes Jail Bed Count and Contracted Beds)	2,733	2,731	2,700	2,364	-12%
TOTAL FOR ADULT FEMALES IDOC FACILITIES ONLY	2,620	2,620	2,589	2,305	-11%
TOTAL FOR JUVENILE MALES	752	752	718	382	-47%
TOTAL FOR JUVENILE FEMALES	174	174	164	36	-78%
GRAND TOTAL FOR THE DEPARTMENT (Includes Jail Bed Count** and Contracted Beds)	29,867	29,890	28,178	26,400	-6%
GRAND TOTAL FOR THE DEPARTMENT (Excludes Jail Bed Count and Contracted Beds)	29,359	29,359	27,668	25,994	-6%

*Adjusted Operational Capacity includes Intake Beds and excludes Down, Held, and Segregation/Infirmary, and Program/Treatment Hold Beds

**Jail Bed Counts - IDOC offender Jail Bed holding is demand-based, therefore Jail Bed Percent Capacity is always 0%. Jail Bed Operational Capacity is determined by each county's availability and fluctuates from month to month.

Sources: Planning Division Facility Body Count Report
 Planning Division Juvenile Daily Count Report
 OIS - Jail Bed Count
 Operational Support Services - Vacancy Report

Indiana Department of Correction
Table 3
Facility Population on the First Day of Each Month
(Excludes County Jail "Back-ups" & Contracted Beds)

<u>2016</u>	<u>Adult Male</u>	<u>Adult Female</u>	<u>Juvenile Male</u>	<u>Juvenile Female</u>	<u>Total</u>
January	24,222	2,364	399	57	27,042
February	23,855	2,375	403	50	26,683
March	23,650	2,364	389	48	26,451
April	23,594	2,435	408	44	26,481
May	23,552	2,299	399	46	26,296
June	23,366	2,245	379	43	26,033
July	23,189	2,202	379	48	25,818
August	23,089	2,214	375	51	25,729
September	23,026	2,184	368	44	25,622
October	23,145	2,167	377	50	25,739
November	23,075	2,137	365	48	25,625
December	22,995	2,116	376	49	25,536

<u>2017</u>	<u>Adult Male</u>	<u>Adult Female</u>	<u>Juvenile Male</u>	<u>Juvenile Female</u>	<u>Total</u>
January	22,939	2,106	364	45	25,454
February	22,847	2,132	359	39	25,377
March	22,893	2,142	352	38	25,425
April	23,034	2,150	368	37	25,589
May	22,982	2,164	385	35	25,566
June	23,001	2,207	378	36	25,622
July	23,056	2,216	402	38	25,712
August	23,101	2,224	391	36	25,752
September	23,231	2,292	385	35	25,943
October	23,379	2,305	382	36	26,102

Indiana Department of Correction
Table 4
Parole Caseload on October 01, 2017

<u>Parole District</u>	Indiana Parolees		Other Jurisdiction		<u>Total</u>
	<u>Adult Male</u>	<u>Adult Female</u>	<u>Adult Male</u>	<u>Adult Female</u>	
<i>Interstate Compact (PD0)*</i>	447	57	462	63	1,029
	<u>District Supervision Breakdown as follows:</u>				
Re-Entry Parole (PD1)	374	45	26	3	448
Fort Wayne (PD2)	714	79	41	4	838
Indianapolis (PD3)	1445	137	81	5	1,668
Evansville (P4A)	435	24	26	5	490
Terre Haute (P4B)	490	55	27	6	578
Bloomington (PD5)	342	58	28	4	432
Gary (PD6)	557	40	70	10	677
New Castle (PD7)	636	80	38	5	759
South Bend (PD8)	784	73	73	6	936
Madison (PD9)	306	45	52	15	418
Total	6,530	693	462	63	7,748

Total Parole Population on the First Day of Each Month

<u>Calendar Year 2017</u>	Indiana Parolees		Other Jurisdiction		<u>Total</u>
	<u>Adult Male</u>	<u>Adult Female</u>	<u>Adult Male</u>	<u>Adult Female</u>	
January	7,553	900	456	56	8,965
February	7,401	870	475	54	8,800
March	7,202	826	472	54	8,554
April	7,060	815	495	62	8,432
May	7,044	776	489	60	8,369
June	6,947	766	493	65	8,271
July	6,828	749	491	65	8,133
August	6,744	758	487	65	8,054
September	6,598	712	483	64	7,857
October	6,530	693	462	63	7,748

* Includes Indiana parolees who are serving their parole in another state, as well as offenders from other States being supervised in Indiana (Interstate Compact)

Sources: Juvenile Services
Parole Division



Adult Offender Statistics



Indiana Department of Correction
Table 5
Monthly Admissions and Releases - Adult Offenders
(Includes County Jail "Back-ups" & Contracted Beds)

September 2017

ADMISSIONS	Male	Female
New Commitments	416	67
Parole Violators - New Commits	31	1
Parole Violators - Technical	156	17
Unsentenced (Safekeepers)	3	0
Return from Escape - Secure Facility	0	0
Return from Escape - Non-Secure Facility	1	2
Return from Escape - CTP Absconds	0	0
Court Supervision Violators - New Commits	95	27
Court Supervision Violators - Technical	139	24
Return from CTP - New Commits	2	0
Return from CTP - Technical	21	0
Unknown (Missing Data)	0	0
TOTAL ADMISSIONS	864	138
 RELEASES		
Parole	426	60
Probation	211	42
Escape - Secure Facility	0	0
Walk-Away - Non-Secure Facility	2	1
Discharged	55	8
Unsentenced Discharged	3	0
Other (i.e. Death)	10	0
Community Transition Program (CTP)	94	16
CTP Absconds	3	0
Unknown (Missing Data)	0	0
TOTAL RELEASES	804	127

*Of the 416 new commitments of male felons, 228 (54.8%) had a prior commitment.
Of the 67 new commitments of female felons, 24 (35.8%) had a prior commitment.*

Effective July 1, 1999, misdemeanants are to be committed to DOC only under special circumstances (IC 11-12-6)

Sources: SAS - prsadm8.pgm, SAS - prisrel8.pgm

**Indiana Department of Correction
Table 6
New Admissions by County of Commitment - Adult Offenders**

September 2017

County	Felony Level													Total	County	Felony Level													Total
	Murder	FA	FB	FC	FD	F1	F2	F3	F4	F5	F6	Other*	Murder			FA	FB	FC	FD	F1	F2	F3	F4	F5	F6	Other*			
Adams	0	0	0	0	0	0	0	0	1	3	1	0	5	Madison	0	0	4	1	2	0	1	1	5	6	6	0	26		
Allen	1	0	1	0	3	1	3	4	4	15	5	0	37	Marion	2	1	18	3	5	1	17	17	19	42	5	0	130		
Bartholomew	0	0	0	0	0	0	0	1	1	7	1	0	10	Marshall	0	0	0	0	0	0	1	0	2	0	0	3			
Benton	0	0	0	0	0	0	0	0	0	1	0	0	1	Martin	0	0	0	0	0	0	0	1	0	0	0	1			
Blackford	0	0	0	1	0	0	0	0	1	1	0	0	3	Miami	0	0	0	0	0	0	0	0	0	0	0	0			
Boone	0	0	2	0	0	0	0	1	1	1	2	0	7	Monroe	1	1	1	0	2	0	0	1	1	3	2	0	12		
Brown	0	0	0	0	0	0	0	0	0	0	0	0	0	Montgomery	0	0	0	0	1	0	0	0	3	1	2	0	7		
Carroll	0	0	0	4	0	0	0	1	0	0	0	0	5	Morgan	0	0	0	0	0	0	0	1	2	2	0	5			
Cass	0	0	0	0	0	1	0	4	3	1	0	9	Newton	0	0	0	1	0	0	0	0	1	1	0	3				
Clark	0	0	2	0	0	0	1	0	3	0	0	6	Noble	0	0	0	2	0	0	1	0	0	1	1	0	5			
Clay	0	0	0	0	0	0	1	1	0	1	0	3	Ohio	0	0	0	2	0	0	0	0	0	0	0	0	2			
Clinton	0	0	2	0	2	0	0	1	5	0	0	10	Orange	0	0	0	0	0	0	0	1	1	0	0	2				
Crawford	0	0	0	0	0	0	0	0	0	0	0	0	0	Owen	0	0	0	0	0	0	0	0	2	0	0	2			
Daviess	0	0	2	0	0	1	2	2	2	0	0	9	Parke	0	0	0	0	0	0	0	0	1	2	0	3				
Dearborn	0	0	3	2	0	0	0	2	5	4	0	16	Perry	1	0	1	0	0	0	0	0	1	0	0	3				
Decatur	0	0	0	0	0	0	0	1	0	1	0	2	Pike	0	0	1	0	0	0	0	1	1	0	0	3				
DeKalb	0	0	0	0	0	0	1	0	2	0	0	3	Porter	0	0	1	0	0	0	1	0	0	0	0	2				
Delaware	0	0	0	0	0	1	2	1	1	0	0	5	Posey	0	0	0	0	0	0	0	1	0	0	0	1				
Dubois	1	0	0	0	1	0	0	0	0	0	0	2	Pulaski	0	0	0	0	0	0	0	0	0	0	0	0				
Elkhart	0	2	0	6	2	0	0	2	2	5	6	25	Putnam	0	0	0	1	1	0	0	2	1	2	0	7				
Fayette	0	0	1	0	0	0	3	1	4	0	0	9	Randolph	0	0	0	0	0	0	0	0	0	0	0	0				
Floyd	0	0	1	1	0	0	1	2	1	3	1	10	Ripley	0	0	0	0	0	0	0	3	2	2	0	7				
Fountain	0	1	0	0	0	0	0	1	1	1	0	4	Rush	0	0	0	0	0	0	1	1	2	1	0	5				
Franklin	0	0	0	0	0	0	0	0	3	0	0	3	St. Joseph	0	0	0	7	0	3	0	0	3	6	0	19				
Fulton	0	0	1	0	2	0	0	1	0	0	0	4	Scott	0	0	0	1	1	0	0	1	0	5	3	0	11			
Gibson	0	1	2	0	0	0	2	0	4	0	0	9	Shelby	0	1	1	0	0	0	2	2	0	2	6	0	14			
Grant	0	0	1	2	0	1	0	2	3	5	4	18	Spencer	0	0	3	0	0	0	0	0	0	0	0	3				
Greene	0	0	1	0	0	0	1	0	2	0	0	4	Starke	0	0	2	0	0	0	0	0	0	0	0	2				
Hamilton	0	0	0	0	3	1	1	0	2	2	0	9	Steuben	0	0	0	2	0	0	0	1	0	0	0	3				
Hancock	0	0	1	1	0	0	1	2	0	0	0	5	Sullivan	0	0	0	0	0	0	0	1	1	0	0	2				
Harrison	0	0	0	0	0	0	0	0	0	0	0	0	0	Switzerland	0	0	0	0	0	0	0	0	0	0	0	0			
Hendricks	0	0	0	0	0	1	0	0	1	0	0	2	Tippecanoe	0	1	2	1	3	0	1	1	0	14	4	0	27			
Henry	0	0	0	0	0	0	0	1	5	5	0	11	Tipton	0	0	0	0	0	0	1	0	1	0	0	2				
Howard	0	1	1	0	2	0	1	2	0	6	2	15	Union	0	0	0	0	0	0	0	0	0	0	0	0				
Huntington	0	1	3	1	0	2	0	1	2	3	0	13	Vanderburgh	0	0	3	1	2	1	0	2	6	13	9	0	37			
Jackson	0	1	1	0	0	1	2	2	3	0	0	10	Vermillion	0	0	0	1	0	0	0	1	1	0	0	3				
Jasper	0	0	0	0	0	1	0	0	0	1	0	2	Vigo	0	1	0	1	0	0	0	1	4	2	1	0	10			
Jay	0	0	1	0	0	0	1	1	2	1	0	6	Wabash	0	0	0	1	0	0	0	0	3	1	0	5				
Jefferson	0	0	1	0	0	0	1	2	1	1	0	6	Warren	0	0	1	0	0	0	0	0	0	0	0	1				
Jennings	0	0	0	0	0	1	0	0	0	0	0	1	Warrick	0	0	0	0	0	0	0	1	1	1	0	3				
Johnson	0	0	2	1	6	0	0	1	1	4	6	21	Washington	0	0	0	0	1	0	0	1	1	1	0	4				
Knox	0	0	1	0	0	0	1	1	1	0	0	4	Wayne	0	1	2	2	0	0	1	2	1	8	4	0	21			
Kosciusko	0	0	0	0	0	0	0	1	0	0	1	1	Wells	0	0	0	0	0	0	0	1	1	1	0	3				
LaGrange	0	0	0	1	1	0	0	1	1	0	0	4	White	0	0	0	0	0	0	0	0	1	0	0	1				
Lake	1	0	2	1	0	0	0	5	6	0	0	15	Whitley	0	0	0	0	1	0	1	0	0	1	0	3				
LaPorte	1	1	2	0	1	0	0	2	4	1	0	12	Unknown	0	0	0	0	0	0	0	0	0	0	0	1	1			
Lawrence	0	1	0	0	0	0	2	0	3	2	0	8	Totals	8	15	74	48	40	12	37	78	109	245	101	1	768			

Data based on Most Serious Offense and includes only New- and Rec commitments.
Parole violators are not included.

**Other* may include missing, habitual offense, contempt of court, or misdemeanor.

***Unknown* represents offenders who were sentenced to DOC, but County of Commitment data was unavailable.

Source: Prsadm7.pgm

Indiana Department of Correction

Table 7

Release Type by County of Commitment - Adult Offenders

September 2017

County	Release Type				Total	County	Release Type				Total
	Parole	Probation	Discharged	CTP			Parole	Probation	Discharged	CTP	
Adams	2	0	0	0	2	Madison	24	12	1	10	47
Allen	21	10	0	9	40	Marion	120	56	11	18	205
Bartholomew	4	3	1	2	10	Marshall	1	0	0	0	1
Benton	0	0	0	0	0	Martin	1	0	2	0	3
Blackford	1	2	0	1	4	Miami	1	1	1	0	3
Boone	0	1	0	0	1	Monroe	5	0	0	0	5
Brown	0	1	0	0	1	Montgomery	5	1	1	0	7
Carroll	3	0	0	0	3	Morgan	4	2	0	1	7
Cass	1	1	0	5	7	Newton	3	0	0	0	3
Clark	3	3	0	0	6	Noble	2	1	2	0	5
Clay	0	1	1	0	2	Ohio	0	0	0	0	0
Clinton	4	5	1	1	11	Orange	1	2	0	0	3
Crawford	0	0	0	0	0	Owen	0	1	0	0	1
Daviess	3	0	0	0	3	Parke	1	1	1	0	3
Dearborn	7	9	0	0	16	Perry	1	0	0	0	1
Decatur	2	0	0	3	5	Pike	1	3	0	0	4
DeKalb	0	1	0	0	1	Porter	5	2	0	0	7
Delaware	7	6	1	3	17	Posey	0	0	0	1	1
Dubois	1	0	1	0	2	Pulaski	0	1	0	0	1
Elkhart	16	11	2	7	36	Putnam	2	0	1	0	3
Fayette	8	1	0	2	11	Randolph	1	0	0	0	1
Floyd	2	3	0	0	5	Ripley	3	2	0	0	5
Fountain	0	0	0	0	0	Rush	2	3	1	0	6
Franklin	1	0	0	0	1	St. Joseph	21	15	0	3	39
Fulton	1	1	0	0	2	Scott	2	4	2	0	8
Gibson	2	1	0	0	3	Shelby	6	5	4	0	15
Grant	6	3	2	1	12	Spencer	2	1	0	0	3
Greene	4	2	0	1	7	Starke	1	0	0	0	1
Hamilton	15	2	3	0	20	Steuben	0	1	1	1	3
Hancock	2	2	1	0	5	Sullivan	2	0	1	1	4
Harrison	5	2	0	0	7	Switzerland	0	0	0	0	0
Hendricks	3	1	2	0	6	Tippecanoe	6	11	1	4	22
Henry	5	4	0	1	10	Tipton	0	0	0	0	0
Howard	6	5	0	5	16	Union	0	1	0	0	1
Huntington	0	2	1	2	5	Vanderburgh	18	4	7	8	37
Jackson	1	4	0	0	5	Vermillion	2	1	0	0	3
Jasper	3	0	1	0	4	Vigo	10	4	0	3	17
Jay	7	4	0	0	11	Wabash	0	0	1	3	4
Jefferson	5	0	1	1	7	Warren	0	0	0	0	0
Jennings	7	0	0	0	7	Warrick	4	0	0	0	4
Johnson	12	8	1	2	23	Washington	2	0	0	0	2
Knox	3	1	1	0	5	Wayne	12	3	1	1	17
Kosciusko	4	1	1	0	6	Wells	2	3	1	0	6
LaGrange	1	2	0	0	3	White	0	0	0	0	0
Lake	25	1	1	8	35	Whitley	2	0	0	0	2
LaPorte	6	8	1	1	16	Unknown	1	0	3	0	4
Lawrence	1	0	0	1	2	Totals	486	253	66	110	915

This data excludes Temporary Moves, Safekeepers, Predispositions, Escapes, Deaths, releases from CTP and releases from Out of State Parole.

*"Unknown" represents offenders who were sentenced to DOC, but County of Commitment data was unavailable.

Source: prisrel7.pgm

Indiana Department of Correction
Table 8
The Number of Department of Correction Offenders
Held in County Jails*
October 01 , 2017

<u>County</u>	<u>Adult Male</u>	<u>Adult Female</u>	<u>County</u>	<u>Adult Male</u>	<u>Adult Female</u>	<u>County</u>	<u>Adult Male</u>	<u>Adult Female</u>
Adams	1	0	Hendricks	3	1	Pike	0	0
Allen	13	1	Henry**	0	0	Porter	3	0
Bartholomew	7	0	Howard	4	1	Posey	0	0
Benton	0	0	Huntington	4	0	Pulaski**	0	0
Blackford**	2	0	Jackson	1	1	Putnam**	6	0
Boone	0	1	Jasper	0	0	Randolph	1	0
Brown	0	0	Jay	4	2	Ripley	3	0
Carroll	0	0	Jefferson	4	0	Rush	0	0
Cass	0	2	Jennings	3	2	St. Joseph	16	1
Clark	6	2	Johnson	4	0	Scott	2	1
Clay	2	0	Knox**	1	0	Shelby	1	1
Clinton	6	0	Kosciusko	1	1	Spencer**	1	0
Crawford**	0	0	LaGrange	0	1	Starke	0	0
Daviess	1	0	Lake	15	2	Steuben	0	0
Dearborn	6	0	LaPorte	4	1	Sullivan	1	0
Decatur	2	0	Lawrence	2	0	Switzerland	1	0
DeKalb	1	0	Madison	2	0	Tippecanoe	4	0
Delaware	5	1	Marion	41	3	Tipton	0	0
Dubois	2	0	Marshall	2	0	Union	0	0
Elkhart	20	6	Martin	2	1	Vanderburgh	18	3
Fayette	0	0	Miami	10	0	Vermillion	1	0
Floyd	1	0	Monroe	6	0	Vigo	4	1
Fountain	1	0	Montgomery	0	0	Wabash	2	0
Franklin	2	0	Morgan	2	2	Warren	0	0
Fulton	0	0	Newton	1	0	Warrick	3	0
Gibson	1	0	Noble	1	0	Washington	1	0
Grant	6	0	Ohio	0	0	Wayne	5	2
Greene	6	0	Orange**	0	0	Wells**	0	0
Hamilton	2	1	Owen	1	0	White	0	0
Hancock	2	0	Parke	5	0	Whitley	0	0
Harrison**	0	0	Perry	1	0	Total	292	41

* Data is based on known frequencies reported by the counties, some county data may be missing

** County Jail Substance Abuse Programs

Indiana Department of Correction
Table 9
Community Transition Program
Average Daily Populations

<u>Month</u>	<u>2013</u>	<u>2014</u>	<u>2015</u>	<u>2016</u>	<u>2017</u>
January	493	521	457	518	465
February	475	511	442	480	475
March	511	492	468	492	475
April	510	470	529	518	481
May	509	496	549	499	487
June	522	504	539	469	481
July	533	494	539	491	445
August	495	475	559	496	421
September	513	479	538	509	400
October	527	484	564	478	
November	558	482	528	470	
December	<u>544</u>	<u>475</u>	<u>522</u>	<u>461</u>	
YEARLY AVERAGE	516	490	519	490	459

Source: CTP Database and OIS Warmbody

Indiana Department Of Correction
Table 10
Community Transition Program
September 2017 Release Information (Felony Level A-D)

Total number of offenders eligible to be released during August 2017 =		325
Felony A and B total =	216	
Felony C total =	89	
Felony D total =	17	
Murder =	3	
Total number of offenders transitioned to counties for CTP =		85
By default (lack of response from judge)		
Felony A or B =	0	
Felony C =	7	
Felony D =	2	
By approval by court order from judge		
Felony A or B =	63	
Felony C =	10	
Felony D =	2	
Murder =	1	
Total number of offenders transitioned to counties then returned to DOC due to refusal (court ordered denial upon receipt of offender) =		0
Total number of court ordered denials =		178
Felony A or B =	103	
Felony C =	63	
Felony D =	12	
Murder =	0	
Total number of Felony A or B, or Murder denials by default (no response from judge) =		44
Total number of offenders who became ineligible after eligibility determined but prior to CTP commencement date (reasons include change in Earliest Possible Release Date, change in warrant status, released to probation or to parole, other miscellaneous) =		18
Felony A or B =	8	
Felony C =	9	
Felony D =	1	
Murder =	0	

Source: SAS - CTP2 Adms

Indiana Department Of Correction
Table 10
Community Transition Program
September 2017 Release Information (Felony Level 1-6)

Total number of offenders eligible to be released during August 2017 =	136
Felony 1 and 2 total =	2
Felony 3 and 4 total =	31
Felony 5 and 6 total =	103
Total number of offenders transitioned to counties for CTP =	36
By default (lack of response from judge)	
Felony 1 and 2 total	0
Felony 3 and 4 total :	0
Felony 5 and 6 total :	6
By approval by court order from judge	
Felony 1 and 2 total	0
Felony 3 and 4 total :	11
Felony 5 and 6 total :	19
Total number of offenders transitioned to counties then returned to DOC due to refusal (court ordered denial upon receipt of offender) =	0
Total number of court ordered denials =	75
Felony 1 and 2 total =	0
Felony 3 and 4 total =	11
Felony 5 and 6 total =	64
Total number of Felony 1 or 2 denials by default (no response from judge) =	2
Total number of offenders who became ineligible after eligibility determined but prior to CTP commencement date (reasons include change in Earliest Possible Release Date, change in warrant status, released to probation or to parole, other miscellaneous) =	17
Felony 1 and 2 total =	0
Felony 3 and 4 total =	3
Felony 5 and 6 total =	14

Indiana Department of Correction
Table 11
Total Number of Felony Offenses
Committed to the Indiana Department of Correction

September 2017

Felony Level	Primary Offense	Secondary Offense	Sep-17		This Calendar Year	
			SEX		SEX	
			F	M	F	M
	Murder (35-42-1-1)		-	10	4	74
	Murder	Firearm Enhancement (35-50-2-11)	-	-	-	2
Murder Total			-	10	4	76

Felony Level	Primary Offense	Secondary Offense	Sep-17		This Calendar Year	
			SEX		SEX	
			F	M	F	M
A Felony	Arson (35-43-1-1)		-	1	-	1
	Burglary (35-43-2-1)		-	-	-	2
	Child Molesting (35-42-4-3)		-	8	-	74
	Criminal Deviate Conduct (35-42-4-2)		-	-	-	2
	Dealing Cocaine or Narcotic Drug (35-48-4-1)		-	-	4	31
	Dealing Methamphetamine (35-48-4-1.1)		2	4	4	11
	Dealing Sched I, II, or III Cntrld Sub (35-48-4-2)		1	-	5	8
	Kidnapping (35-42-3-2)		-	1	-	1
	Neglect of a Dependent/Death (35-46-1-4)		-	-	-	1
	Possession of Cocaine or Narcotic Drug (35-48-4-6)		-	-	-	1
	Rape (35-42-4-1)		-	1	-	5
	Robbery (35-42-5-1)		-	2	1	14
	Voluntary Manslaughter (35-42-1-3)		-	-	1	5
A Felony Total			3	17	15	156

Felony Level	Primary Offense	Secondary Offense	Sep-17		This Calendar Year	
			SEX		SEX	
			F	M	F	M
B Felony	Accident/Failure to Stop-Serious Inj/Death (9-26-1-8)		-	-	-	1
	Aggravated Battery (35-42-2-1.5)		1	2	2	19
	Arson (35-43-1-1)		-	1	1	7
	Battery (35-42-2-1)		-	-	-	5
	Battery by Bodily Waste (35-42-2-6)		-	-	-	2
	Burglary (35-43-2-1)		2	19	26	224
	Carjacking (35-42-5-2)		-	1	-	6
	Child Molesting (35-42-4-3)		-	1	-	46
	Criminal Confinement (35-42-3-3)		-	-	-	10
	Criminal Deviate Conduct (35-42-4-2)		-	2	-	5
	Dealing Cocaine or Narcotic Drug (35-48-4-1)		-	15	24	127
	Dealing Methamphetamine (35-48-4-1.1)		4	10	28	111
	Dealing Sched I, II, or III Cntrld Sub (35-48-4-2)		2	8	34	68
	Dealing Sched IV Cntrld Sub (35-48-4-3)		-	-	-	4
	FB99		-	1	-	1
	Fail to Stop Accident w/Injury (9-26-1-1)		-	1	-	3
	Felon in Possession of a Firearm (35-47-4-5)		-	3	1	40
	Incest (35-46-1-3)		-	-	1	2
	Neglect of a Dependent (35-46-1-4)		-	-	3	1
	Operating Vehicle Intoxicated/Death (9-30-5-5)		-	-	1	2
	Possession Methamphetamine (35-48-4-6.1)		1	1	3	7
	Possession of Cocaine or Narcotic Drug (35-48-4-6)		-	-	7	5
	Prisoner Poss. Dang Device/Material (35-44-3-9.5)		-	-	-	1
	Rape (35-42-4-1)		-	-	-	11
	Robbery (35-42-5-1)		1	10	5	101
	Security Fraud (23-19-5-1)		-	-	-	1
	Sexual Misconduct with a Minor (35-42-4-9)		-	2	-	30
	Stalking (35-45-10-5)		-	-	-	1
	Vicarious Sexual Gratification (35-42-4-5)		-	-	-	1
	Voluntary Manslaughter (35-42-1-3)		-	-	-	1
B Felony Total			11	77	136	843

Felony Level	Primary Offense	Secondary Offense	Sep-17		This Calendar Year	
			SEX		SEX	
			F	M	F	M
C Felony	Arson (35-43-1-1)		-	-	1	1
	Assisting a Criminal (35-44-3-2)		-	-	1	3
	Attempt to Commit a Felony (35-41-5-1)	Child Molesting (35-42-4-3)	-	-	-	1
	Auto Theft, Receiving Stolen Parts (35-43-4-2.5)		-	-	-	1
	Battery (35-42-2-1)		1	10	4	61
	Battery by Bodily Waste (35-42-2-6)		-	-	1	-
	Burglary (35-43-2-1)		-	10	10	101
	Carrying Handgun w/o License (35-47-2-23)		-	-	-	5
	Child Exploitation (35-42-4-4)		-	-	-	6
	Child Molesting (35-42-4-3)		-	7	1	60
	Child Seduction (35-42-4-7)		-	-	1	-
	Child Solicitation (35-42-4-6)		-	1	-	2
	Contribute to Delinquency (35-46-1-8)		-	1	-	1
	Controlled Substance Registration (35-48-4-14)		-	1	1	1
	Corrupt Business Influence (35-45-6-2)		-	-	5	7
	Criminal Confinement (35-42-3-3)		-	2	-	9
	Criminal Recklessness (35-42-2-2)		-	-	-	6
	Dealing Marijuana, Hash Oil, or Hashish (35-48-4-10)		-	-	-	4
	Dealing Sched IV Controlled Substance (35-48-4-3)		-	-	2	1
	Dealing/Poss. Look-Alike Subs (35-48-4-4.6)		-	-	1	2
	Disarm/Attempt to Disarm an Officer (35-44.1-3-2)		-	-	-	1
	Driving After Forfeiture (9-12-3-2)		-	-	-	1
	Escape/Failure to Return (35-44-3-5)		-	-	1	3
	Failure to Register as a Sex Offender (11-8-8-17)		-	-	-	5
	Firearm w/in One Mile of School (35-47-2-1)		-	1	-	9
	Forgery (35-43-5-2)		3	1	51	67
	Fraud on Financial Institution (35-43-5-8)		2	-	6	6
	Handgun Violation (35-47-2-7)		-	1	1	6
	Intimidation (35-45-2-1)		-	1	-	20
	Involuntary Manslaughter (35-42-1-4)		-	-	-	1
	Neglect of a Dependent (35-46-1-4)		1	2	5	10
	Non-Support of Dependent Child (35-46-1-5)		1	7	5	52
	Obliterating Handgun I.D. (35-47-2-18)		-	1	-	3
	Obtain Legend Drug by Fraud/Prior Conv (16-42-19-16)		-	-	5	-
	Operating Vehicle Intoxicated/Death (9-30-5-5)		-	-	-	1
	Operating Vehicle w/Lifetime Suspension (9-30-10-17)		-	1	3	37
	Operating Vehicle-Habitual Violation (9-30-10-16)		-	-	-	1
	Possession Methamphetamine (35-48-4-6.1)		-	-	2	8
	Possession of Cocaine or Narcotic Drug (35-48-4-6)		-	-	2	21
	Possession of Controlled Substance (35-48-4-7)		-	1	2	7
	Possession of Precursors (35-48-4-14.5)		-	-	1	7
	Promoting Prostitution (35-45-4-4)		-	-	-	3
	Reckless Homicide (35-42-1-5)		-	-	4	6
	Robbery (35-42-5-1)		2	2	5	27
	Security Fraud (23-19-5-1)		-	1	-	4
	Security Sale Fraud (23-2-6-3)		-	4	-	4
	Sexual Battery (35-42-4-8)		-	-	-	2
	Sexual Misconduct with a Minor (35-42-4-9)		-	3	1	25
	Stalking (35-45-10-5)		-	-	-	1
	Theft, Receiving Stolen Property (35-43-4-2)		-	-	5	5
	Trafficking with an Inmate (35-44-3-9)		-	-	2	1
	Welfare Fraud (35-43-5-7)		1	-	4	1
C Felony Total			11	58	133	617

Felony Level	Primary Offense	Secondary Offense	Sep-17		This Calendar Year	
			SEX		SEX	
			F	M	F	M
D Felony	Accident/Failure to Stop-Serious Inj/Death (9-26-1-8)		-	-	-	1
	Arson (35-43-1-1)		-	-	1	2
	Attempt to Commit a Felony (35-41-5-1)	Theft, Receiving Stolen Property (35-43-4-2)	-	-	-	2
	Auto Theft, Receiving Stolen Parts (35-43-4-2.5)		-	1	2	20
	Battery (35-42-2-1)		-	-	2	13
	Battery by Bodily Waste (35-42-2-6)		-	-	-	4
	Check Deception (35-43-5-5)		-	-	-	1
	Check Fraud (35-43-5-12)		-	1	2	12
	Child Exploitation (35-42-4-4)		-	-	-	2
	Child Solicitation (35-42-4-6)		-	2	-	4
	Controlled Substance Registration (35-48-4-14)		-	-	-	2
	Criminal Confinement (35-42-3-3)		-	-	-	5
	Criminal Gang Activity (35-45-9-3)		-	1	-	3
	Criminal Mischief (35-43-1-2)		-	-	-	1
	Criminal Recklessness (35-42-2-2)		-	-	-	18
	Cruelty to Animals (35-46-3-12)		-	-	-	3
	Cultivation of Marijuana (35-48-4-1)		-	-	-	1
	Dealing Counterfeit Substance (35-48-4-5)		-	-	-	2
	Dealing Marijuana, Hash Oil, or Hashish (35-48-4-10)		-	1	1	10
	Dealing Subs. Represent as Contrld Subs. (35-48-4-4.5)		-	1	-	3
	Dissemination of Matter Harmful to Minor (35-49-3-3)		-	-	-	4
	Domestic Battery (35-42-2-1.3)		-	-	-	12
	Driving While Intoxicated (9-11-2-3)		-	-	-	1
	Driving While Suspended/Oper Veh HTV (9-30-10-16)		-	3	2	27
	Driving While Suspended/Restricted (9-12-3-1)		-	-	-	1
	Dump Controlled Substance Waste (38-48-4-4.1)		-	-	-	1
	Exploit Endangered Adult (35-46-1-12)		-	-	-	1
	Fail to Stop Accident w/Injury (9-26-1-1)		-	-	-	3
	Failure to Register as a Sex Offender (11-8-8-17)		-	-	-	3
	Failure to Return to Lawful Detention (35-44-3-5)		-	1	1	17
	Failure to Warn Comm Disease (35-42-1-9)		-	-	-	2
	Forgery, Counterfeit (35-43-5-2)		-	-	1	2
	Fraud (35-43-5-4)		-	1	7	13
	Home Improvement Fraud (35-43-6-12)		-	5	-	5
	Identity Deception (35-43-5-3.5)		-	1	3	4
	Intimidation (35-45-2-1)		-	-	-	9
	Invasion of Privacy (35-46-1-15.1)		-	-	1	1
	Maintaining a Common Nuisance (35-48-4-13)		-	-	8	20
	Neglect of a Dependent (35-46-1-4)		-	-	4	6
	Non-Support of a Child (35-46-1-5)		1	6	5	38
	Obstruction of Justice (35-44-3-4)		-	-	-	7
	Operating Vehicle Intox-Prior (9-30-5-3)		-	5	2	44
	Operating Vehicle Intoxicated-Contrld Sub (9-30-5-1)		-	1	1	2
	Operating Vehicle Intoxicated-Endanger (9-30-5-2)		-	1	3	6
	Operating Vehicle Intoxicated-Serious Injury (9-30-5-4)		-	-	-	10
	Perjury (35-44-2-1)		-	-	2	2
	Pointing a Firearm (35-47-4-3)		-	-	-	5
	Poss. of Marijuana, Hash Oil, or Hashish (35-48-4-11)		-	4	3	19
	Possession - Syringe/Needle (16-42-19-18)		1	3	10	8
	Possession of Cocaine or Narcotic Drug (35-48-4-6)		3	5	11	22
	Possession of Controlled Substance (35-48-4-7)		1	9	11	43
	Possession of Methamp Subst Tax (6-7-3-11-B)		-	-	-	1
	Possession of Methamphetamine (35-48-4-6.1)		1	1	11	16
	Possession of Paraphernalia (35-48-4-8.3)		-	-	-	1
	Possession of Precursors (35-48-4-14.5)		1	-	8	18
	Possession/Use of Legend Drug (16-42-19-13)		-	-	-	3
	Prostitution (35-45-4-2)		-	-	2	-
	Residential Entry (35-43-2-1.5)		-	-	1	10
	Resisting Law Enforcement (35-44-3-3)		-	2	1	24
	Sexual Battery (35-42-4-8)		-	-	-	3
	Sexual Misconduct with a Minor (35-42-4-9)		-	-	-	2
	Strangulation (35-42-2-9)		-	1	-	14
	Synthetic ID Deception (35-43-5-3.8)		-	-	-	1
	Theft, Receiving Stolen Property (35-43-4-2)		5	14	74	192
	UNLAWFUL POSSESSION OF SMOKING INSTRUMENT (16-42-19-17)		-	-	-	1
	Violation-1935 Firearms (35-47-5-4.1)		-	-	-	1
	Welfare Fraud (35-43-5-7)		-	-	1	2
D Felony Total			13	70	181	736

Felony Level	Primary Offense	Secondary Offense	Sep-17		This Calendar Year	
			SEX		SEX	
			F	M	F	M
Level 1 Felony	Aggravated Battery (35-42-2-1.5)		-	-	-	1
	Aiding, Inducing or Causing an Offense (35-41-2-4)	Burglary (35-43-2-1)	-	-	1	-
		Child Molesting (35-42-4-3)	-	-	3	-
	Attempt to Commit a Felony (35-41-5-1)	Child Molesting (35-42-4-3)	-	-	-	1
		Murder (35-42-1-1)	-	3	2	21
		Rape (35-42-4-1)	-	-	-	1
	Burglary (35-43-2-1)		-	1	-	7
	Child Molesting (35-42-4-3)		-	5	4	81
	Conspiracy (35-41-5-2)	Child Molesting (35-42-4-3)	-	-	2	1
		Murder (35-42-1-1)	1	-	1	1
Neglect of a Dependent/Death (35-46-1-4)		1	-	5	8	
Rape (35-42-4-1)		-	2	-	12	
Level 1 Felony Total			2	11	18	134

Felony Level	Primary Offense	Secondary Offense	Sep-17		This Calendar Year	
			SEX		SEX	
			F	M	F	M
Level 2 Felony	Aiding, Inducing or Causing an Offense (35-41-2-4)	Burglary (35-43-2-1)	-	-	-	1
		Dealing Methamphetamine (35-48-4-1.1)	-	-	-	1
		Robbery (35-42-5-1)	-	-	-	2
		Voluntary Manslaughter (35-42-1-3)	-	-	-	1
	Attempt to Commit a Felony (35-41-5-1)	Dealing Methamphetamine (35-48-4-1.1)	-	-	1	-
		Robbery (35-42-5-1)	-	1	-	3
		Voluntary Manslaughter (35-42-1-3)	-	-	-	1
	Battery (35-42-2-1)		-	-	-	1
	Burglary (35-43-2-1)		-	10	2	48
	Child Molesting (35-42-4-3)		-	-	-	1
	Conspiracy (35-41-5-2)	Burglary (35-43-2-1)	-	-	-	4
		Dealing Cocaine or Narcotic Drug (35-48-4-1)	-	2	1	2
		Dealing Methamphetamine (35-48-4-1.1)	-	2	2	6
		Robbery (35-42-5-1)	-	-	1	1
	Dealing Cocaine or Narcotic Drug (35-48-4-1)		3	12	8	89
	Dealing Methamphetamine (35-48-4-1.1)		1	7	23	97
	Dealing Sched I, II, or III Cntrld Sub (35-48-4-2)		-	1	-	5
	F201		-	1	-	1
	Kidnapping (35-42-3-2)		-	-	-	5
	Possession - Destruct Device (35-47.5-5-2)		-	-	-	1
	Robbery (35-42-5-1)		1	4	4	20
	Voluntary Manslaughter (35-42-1-3)		-	-	1	16
		Firearm Enhancement (35-50-2-11)	-	-	-	1
Level 2 Felony Total			5	40	43	307

Felony Level	Primary Offense	Secondary Offense	Sep-17		This Calendar Year		
			SEX		SEX		
			F	M	F	M	
Level 3 Felony	Accident/Failure to Stop-Serious Inj/Death (9-26-1-1.1)		1	-	3	9	
	Aggravated Battery (35-42-2-1.5)		1	13	6	68	
	Aiding, Inducing or Causing an Offense (35-41-2-4)	Aggravated Battery (35-42-2-1.5)	-	-	-	1	
		Dealing Cocaine or Narcotic Drug (35-48-4-1)	-	-	-	1	
		Neglect of a Dependent/Death (35-46-1-4)	-	-	1	-	
	Arson (35-43-1-1)		-	-	1	8	
	Attempt to Commit a Felony (35-41-5-1)	Aggravated Battery (35-42-2-1.5)	1	-	1	5	
		Rape (35-42-4-1)	-	-	-	2	
		Robbery (35-42-5-1)	-	3	-	20	
	Battery (35-42-2-1)		-	2	1	10	
	Burglary (35-43-2-1)		-	1	-	11	
	Child Molesting (35-42-4-3)		-	4	1	37	
	Conspiracy (35-41-5-2)	Aggravated Battery (35-42-2-1.5)	-	-	-	1	
		Criminal Confinement (35-42-3-3)	-	-	1	1	
		Dealing Cocaine or Narcotic Drug (35-48-4-1)	-	-	-	1	
		Dealing Methamphetamine (35-48-4-1.1)	-	-	1	1	
		Robbery (35-42-5-1)	-	4	2	15	
	Criminal Confinement (35-42-3-3)		-	5	7	63	
	Dealing Cocaine or Narcotic Drug (35-48-4-1)		2	2	11	46	
	Dealing Methamphetamine (35-48-4-1.1)		4	7	15	41	
	Dealing Sched I, II, or III Cntrld Sub (35-48-4-2)		-	1	5	5	
	Dealing Sched IV Cntrld Sub (35-48-4-3)		-	2	-	3	
	Human Sexual Trafficking (35-42-3.5-1)		-	-	4	-	
	Kidnapping (35-42-3-2)		-	1	-	12	
	Neglect of a Dependent/Death (35-46-1-4)		2	2	10	8	
	Possession of Cocaine or Narcotic Drug (35-48-4-6)		-	2	1	13	
	Possession of Methamphetamine (35-48-4-6.1)		-	1	5	24	
	Rape (35-42-4-1)		-	7	1	31	
	Resisting Law Enforcement (35-44.1-3-1)		-	-	-	2	
	Robbery (35-42-5-1)		2	23	15	278	
		Firearm Enhancement (35-50-2-11)	-	1	-	1	
	Level 3 Felony Total			13	81	92	719

Felony Level	Primary Offense	Secondary Offense	Sep-17		This Calendar Year		
			SEX		SEX		
			F	M	F	M	
Level 4 Felony	Accident/Failure to Stop-Serious Inj/Death (9-26-1-8)		-	-	-	1	
	Aiding, Inducing or Causing an Offense (35-41-2-4)	AIDING/ROBBERY WITH ARMED FORCE OR	-	-	2	-	
		Arson (35-43-1-1)	-	-	1	-	
		BURGLARY (35-43-2-1)	-	-	-	4	
		Child Molesting (35-42-4-3)	-	-	-	2	
		Dealing Cocaine or Narcotic Drug (35-48-4-1)	-	-	-	2	
		Dealing Methamphetamine (35-48-4-1.1)	-	-	3	1	
	Arson (35-43-1-1)		-	12	8	30	
	Attempt to Commit a Felony (35-41-5-1)	Arson (35-43-1-1)	-	1	-	2	
		BURGLARY (35-43-2-1)	-	-	2	4	
		Child Molesting (35-42-4-3)	-	-	-	1	
		Dealing Methamphetamine (35-48-4-1.1)	-	-	1	1	
		F4D4	1	-	1	-	
	BURGLARY (35-43-2-1)		7	44	53	320	
	Battery (35-42-2-1)		-	-	-	2	
	Child Molesting (35-42-4-3)		-	5	2	119	
	Child Solicitation (35-42-4-6)		-	2	-	6	
	Conspiracy (35-41-5-2)	BURGLARY (35-43-2-1)	-	1	1	6	
		Dealing Cocaine or Narcotic Drug (35-48-4-1)	1	-	2	2	
		Dealing Methamphetamine (35-48-4-1.1)	-	-	1	-	
		F4B3	-	1	-	1	
	Dealing Cocaine or Narcotic Drug (35-48-4-1)		3	11	35	95	
	Dealing Methamphetamine (35-48-4-1.1)		5	15	46	107	
	Dealing Sched I, II, or III Cntrlrd Sub (35-48-4-2)		-	1	7	10	
	Dealing Sched IV Controlled Substance (35-48-4-3)		1	-	2	2	
	ESCAPE 35-44.1-3-4		-	-	-	2	
	Felon in Possession of a Firearm (35-47-4-5)		1	29	4	198	
	Incest (35-46-1-3)		-	1	-	2	
	Manufacturing Meth (35-48-4-1.2)		-	-	1	-	
	Operating Vehicle Intoxicated/Death (9-30-5-5)		-	2	4	13	
	POSSESSION OF DANGEROUS DEVICE (35-44.1-3-7)		-	-	-	5	
	Possession of Cocaine or Narcotic Drug (35-48-4-6)		-	-	4	20	
	Possession of Methamphetamine (35-48-4-6.1)		3	3	13	27	
	Promoting Prostitution, under 18 (35-45-4-4)		-	-	-	2	
	Sexual Battery (35-42-4-8)		-	-	-	2	
	Sexual Misconduct with a Minor (35-42-4-9)		-	5	6	58	
	Stalking (35-45-10-5)		-	-	-	2	
	Vicarious Sexual Gratification (35-42-4-5)		-	-	-	2	
	Level 4 Felony Total			22	133	199	1051

Felony Level	Primary Offense	Secondary Offense	Sep-17		This Calendar Year	
			SEX		SEX	
			F	M	F	M
Level 5 Felony	ASSISTING A CRIMINAL (35-44.1-2-5)		-	-	1	5
	Accident/Failure to Stop-Serious Inj/Death (9-26-1-8)		-	1	1	7
	Aiding, Inducing or Causing an Offense (35-41-2-4)	BURGLARY (35-43-2-1)	-	2	2	7
		Child Exploitation (35-42-4-4)	-	-	-	1
		DEALING IN METHAMPHETAMINE (35-48-4-1)	-	-	5	8
		Dealing Cocaine or Narcotic Drug (35-48-4-1)	-	-	1	2
		ESCAPE (35-44.1-3-4)	-	1	1	2
		Robbery (35-42-5-1)	-	-	1	6
		TRAFFICKING WITH AN INMATE (35-44.1-3-4)	-	1	-	2
	Altered/Counterfeit Lotto Ticket (4-30-14-3)		-	-	-	1
	Attempt to Commit a Felony (35-41-5-1)	BATTERY (35-42-2-1)	-	-	2	1
		BURGLARY (35-43-2-1)	-	1	-	10
		DEALING IN METHAMPHETAMINE (35-48-4-1)	-	-	1	1
		Dealing Cocaine or Narcotic Drug (35-48-4-1)	-	1	-	2
		ESCAPE (35-44.1-3-4)	-	-	-	2
		Fraud on Financial Institution (35-43-5-8)	-	-	2	1
		Robbery (35-42-5-1)	-	3	2	7
	BATTERY (35-42-2-1)		4	41	53	338
	BURGLARY (35-43-2-1)		4	39	23	323
	Bribery (35-44.1-1-2)		-	-	-	3
	CRIMINAL CONFINEMENT (35-42-3-3)		-	14	-	50
	Check Deception (35-43-5-5)		-	-	-	2
	Child Exploitation (35-42-4-4)		-	1	-	16
	Child Pornography (35-42-4-4(C))		-	-	-	1
	Child Solicitation (35-42-4-6)		-	2	2	19
	Conspiracy (35-41-5-2)	BURGLARY (35-43-2-1)	-	1	-	5
		CRIMINAL CONFINEMENT (35-42-3-3)	-	-	1	-
		DEALING IN METHAMPHETAMINE (35-48-4-1)	-	-	2	3
		Dealing Cocaine or Narcotic Drug (35-48-4-1)	-	-	1	5
		Dealing Marijuana, Hash Oil, or Hashish (35-48-4-1)	-	-	-	1
		Dealing Methamphetamine (35-48-4-1.1)	-	-	-	1
		Fraud on Financial Institution (35-43-5-8)	-	1	-	2
		Intimidation (35-45-2-1)	-	-	1	-
		Promoting Prostitution (35-45-4-4)	-	-	-	1
		Robbery (35-42-5-1)	-	-	-	4
		TRAFFICKING WITH AN INMATE (35-44.1-3-4)	-	-	-	2

Felony Level	Primary Offense	Secondary Offense	Sep-17		This Calendar Year	
			SEX		SEX	
			F	M	F	M
Level 5 Felony	Controlled Substance Registration (35-48-4-14)		-	-	-	1
Cont.	Conversion (35-43-4-3)		-	-	3	4
	Corrupt Business Influence (35-45-6-2)		1	-	9	20
	Criminal Gang Activity (35-45-9-3)		-	-	-	2
	Criminal Recklessness (35-42-2-2)		-	2	2	20
	DEALING IN METHAMPHETAMINE (35-48-4-1.1)		2	23	47	157
	Dangerous Control of a Handgun (35-47-10-6)		-	-	-	4
	Dealing Cocaine or Narcotic Drug (35-48-4-1)		11	11	49	146
	Dealing Marijuana, Hash Oil, or Hashish (35-48-4-10)		-	4	-	13
	Dealing Methamphetamine (35-48-4-1.1)		4	10	29	98
	Dealing Sched I, II, or III Cntrld Sub (35-48-4-2)		1	1	15	10
	Dealing Sched IV Cntrld Sub (35-48-4-3)		-	-	3	5
	Dealing Sched V Controlled Substance (35-48-4-4)		-	-	-	1
	Dealing/Poss. Look-Alike Subs (35-48-4-4.6)		-	-	3	13
	Disarm/Attempt to Disarm an Officer (35-44.1-3-2)		-	-	-	9
	Domestic Battery (35-42-2-1.3)		-	16	5	72
	Driving Suspended/Death (9-24-19-4)		-	-	-	1
	ESCAPE (35-44.1-3-4)		1	5	7	37
	Failure to Register as a Sex Offender (11-8-8-17)		-	10	-	58
	Firearm w/in One Mile of School (35-47-2-1)		-	23	8	217
	Fraud on Financial Institution (35-43-5-8)		-	2	14	45
	Home Improvement Fraud (35-43-6-12)		-	-	-	2
	Insurance Fraud (35-43-5-4.5)		-	-	-	3
	Intimidation (35-45-2-1)		-	15	2	74
	Kidnapping (35-42-3-2)		-	3	-	10
	Mischief (35-43-1-2)		-	-	-	1
	Neglect of a Dependent/Death (35-46-1-4)		4	-	17	9
	Non-Support of Dependent Child (35-46-1-5)		-	1	1	8
	OP VEH AFT LIFE SUSP (9-30-10-17)		2	13	11	202
		Habitual Offender Controlled Substance (35-50-2-	-	-	-	2
	Obliterating Handgun LD. (35-47-2-18)		-	4	-	13
	Operating Vehicle Intox-Prior (9-30-5-3)		-	-	-	1
	Operating Vehicle Intoxicated-Contrld Sub (9-30-5-1)		-	-	1	2
	Operating Vehicle Intoxicated/Death (9-30-5-5)		-	-	1	6
	Operating Vehicle Intoxicated/Injury (9-30-5-4)		-	-	1	1
	POSSESSION OF SYRINGES OR NEEDLES 16-42-19-18		-	4	20	25
	Possession - Machine Gun or Bomb (35-47-5-8)		1	-	1	-
	Possession OF Dangerous Device (35-44.1-3-7)		-	-	1	10
	Possession of Cocaine or Narcotic Drug 35-48-4-6		1	12	12	89
	Possession of Methamphetamine (35-48-4-6.1)		-	1	-	1
	Possession of Precursors (35-48-4-14.5)		-	1	-	1
	Promoting Prostitution (35-45-4-4)		-	-	-	4
	Reckless Homicide (35-42-1-5)		-	2	-	11
	Resisting Law Enforcement (35-44.1-3-1)		-	-	-	7
	Robbery (35-42-5-1)		5	18	15	123
	Sexual Misconduct with a Minor (35-42-4-9)		1	-	3	41
	Stalking (35-45-10-5)		-	2	-	22
	Synthetic ID Deception (35-43-5-3.8)		-	-	-	1
	TRAFFICKING WITH AN INMATE (35-44.1-3-5)		1	2	13	13
	Theft, Receiving Stolen Property (35-43-4-2)		-	1	5	7
	Unlawful Transfer of Handgun Ownership (35-47-2-7(B))		-	-	-	1
	Vicarious Sexual Gratification (35-42-4-5)		-	1	-	1
Level 5 Felony Total			44	299	397	2465

Felony Level	Primary Offense	Secondary Offense	Sep-17		This Calendar Year	
			SEX		SEX	
			F	M	F	M
Level 6 Felony	AIDING IN MANUFACTURE OF SCH II CONT SUB (35-48-4-2)		-	-	4	1
	Abuse of a Corpse (35-45-11-2)		-	-	-	1
	Accident/Failure to Stop-Serious Inj/Death (9-26-1-8)		-	1	-	3
	Aiding, Inducing or Causing an Offense (35-41-2-4)	Maintaining Common Nuisance (35-48-4-13)	-	-	1	-
		RESIDENTIAL ENTRY (35-43-2-1.5)	-	-	-	1
	Arson (35-43-1-1)		-	3	-	5
	Assisting a Criminal (35-44.1-2-5)		-	-	2	2
	Attempt to Commit a Felony (35-41-5-1)	Attempted/Obstruction of Justice (35-41-5-1)	-	1	-	1
		Auto Theft, Receiving Stolen Parts (35-43-4-2.5)	-	-	-	2
		FORGERY,COUNTERFEITING,APPLICATION	-	-	-	2
		Insurance Fraud (35-43-5-4.5)	-	-	1	1
		RESIDENTIAL ENTRY (35-43-2-1.5)	-	1	-	3
		Theft, Receiving Stolen Property (35-43-4-2)	-	-	-	3
	Auto Theft, Receiving Stolen Parts (35-43-4-2.5)		-	8	7	96
	BATTERY 35-42-2-1		1	12	10	80
	CHECK DECEPTION (35-43-5-5)		-	-	-	1
	CRIMINAL CONFINEMENT (35-42-3-3)		-	10	3	71
	CRIMINAL RECKLESSNES (35-42-2-2)		-	3	3	61
	CRIMINAL TRESPASS (35-43-2-2)		-	3	-	3
	Check Fraud (35-43-5-12)		-	-	-	1
	Child Exploitation (35-42-4-4)		-	1	-	9
	Conspiracy (35-41-5-2)	Check Fraud (35-43-5-12)	-	-	-	1
		Dealing Subs. Represent as Cntrld Subs. (35-48-4-	-	-	-	1
	Controlled Substance Registration (35-48-4-14)		-	-	1	-
	Conversion (35-43-4-3)		-	-	-	1
	Criminal Confinement (35-42-3-3)		-	3	1	22
	Criminal Gang Activity (35-45-9-3)		-	-	-	2
	Cruelty to Animals (35-46-3-12)		-	2	-	2
	DANGER COMM DIS CARRIER INT FAIL TO WARNING (35-45-21-3)		-	-	-	1
	DUMPING CONTROLLED SUBSTANCE WASTE (35-48-4-4.1)		-	-	-	1
	Dealing Counterfeit Substance (35-48-4-5)		1	-	2	1
	Dealing Marijuana, Hash Oil, or Hashish (35-48-4-10)		-	2	3	12
	Dealing Marijuana, Hash Oil, or Hashish (35-48-4-2A-1)		-	-	1	1
	Dealing Sched I, II, or III Cntrld Sub (35-48-4-2(A))		-	-	-	1
	Dealing Sched IV Cntrld Sub (35-48-4-3)		-	-	1	2
	Dealing Subs. Represent as Cntrld Subs. (35-48-4-4.5)		-	-	-	3
	Dealing/Poss. Look-Alike Subs (35-48-4-10.5)		-	1	3	4

Felony Level	Primary Offense	Secondary Offense	Sep-17		This Calendar Year	
			SEX		SEX	
			F	M	F	M
Level 6 Felony	Dealing/Poss. Look-Alike Subs (35-48-4-11.5)		-	-	1	4
Cont.	Dissemination of Matter Harmful to Minor (35-49-3-3)		-	1	-	4
	ESCAPE 35-44.1-3-4		6	7	35	130
	Exploitation Endangering Adult (35-46-1-12)		-	-	-	1
	FAIL TO REGR SEX OFF (11-8-8-17)		-	2	-	26
	FAILURE TO APPEAR (35-44.1-2-9)		1	-	2	11
	FORGERY,COUNTERFEITING,APPLICATION FRAUD (35-43-5-2)		4	4	26	43
	Failure to Remit Sales Tax (6-2.5-9-3)		1	-	1	-
	Failure to Return to Acc Result Serious Inj (9-26-1-1(2))		-	-	-	8
	HABITUAL VEHICULAR SUBST OFFENDER ENHANCE (9-30-15.5-2)		-	-	2	-
	Home Improvement Fraud (35-43-6-12)		-	-	-	2
	INTIMIDATION (35-45-2-1)		-	10	3	70
	INVASION OF PRIVACY (35-46-1-15.1)		-	4	1	34
	Identity Deception (35-43-5-3.5)		1	1	7	15
	Impersonation of a Public Servant (35-44-2-3)		-	1	-	1
	Insurance Fraud (35-43-5-4.5)		2	4	14	22
	Interfering w/ Law Enforcement Animal (35-46-3-11(A))		-	-	-	1
	Kidnapping (35-42-3-2)		-	-	-	1
	Maintaining Common Nuisance (35-48-4-13)		2	4	29	52
	Malicious Mischief Body F/W (35-45-16-2(c))		-	-	-	3
	Moving Body from Scene of Death (36-2-14-17)		-	-	-	2
	Neglect of a Dependent/Death (35-46-1-4)		1	-	22	21
	Non-Support of Dependent Child (35-46-1-5)		-	2	2	13
	OPER VEHICLE - INTOX - PREV CONVICTION (9-30-5-3)		1	1	5	39
		Habitual Offender Controlled Substance (35-50-2-	-	2	-	5
	Obstruction of Justice (35-44.1-2-2)		-	6	3	20
	Official Misconduct (35-44.1-1-1)		-	-	-	1
	Operating Vehicle Intoxicated-Contrld Sub (9-30-5-1)		1	1	6	6
	Operating Vehicle Intoxicated-Endanger (9-30-5-2)		2	4	13	39
		Habitual Offender Controlled Substance (35-50-2-	-	1	1	4
	Operating Vehicle Intoxicated/Injury (9-30-5-4)		-	-	-	4
	Operating Vehicle-Habitual Violation (9-30-10-16)		1	1	6	38
		Habitual Offender Controlled Substance (35-50-2-	-	1	-	1
	PERJURY (35-44.1-2-1)		-	1	-	6
	POSS PARAPHERNALIA (35-48-4-8.3)		-	-	-	4
	POSSESS PRECURSORS (35-48-4-14.5)		2	2	3	13
	POSSESSION OF METHAMPHETAMINE (35-48-4-6.1)		-	-	1	-
	POSSESSION OF SYRINGES OR NEEDLES (16-42-19-18)		7	8	58	94
	POSSESSION OR USE OF LEGEND DRUG (16-42-19-13)		2	1	15	10
	PROSTITUTION (35-45-4-2)		-	-	4	-
	Pointing a Firearm (35-47-4-3)		-	3	1	15
	Possession Sched IV Contrld Sub w/in 1,000 ft (35-48-4-7)		-	-	2	5
	Possession of Cocaine or Narcotic Drug (35-48-4-6)		6	8	51	84
		Habitual Offender Controlled Substance (35-50-2-	1	-	1	-
	Possession of Marijuana (35-48-4-11)		-	2	-	4
	Possession of Methamphetamine (35-48-4-6.1)		8	39	53	184
	Public Indecency (35-45-4-1)		-	3	-	3
	RESIDENTIAL ENTRY (35-43-2-1.5)		-	7	5	36
	RESISTING LAW ENFORC (35-44.1-3-1)		-	18	7	144
	Sex Offender Residency Restrictions (35-42-4-11)		-	-	-	1
	Sex Offender without Identification (11-8-8-15)		-	-	-	2
	Sexual Battery (35-42-4-8)		-	-	-	12
	Sexual Conduct in Presence of a Minor (35-42-4-5c)		-	-	1	1
	Sexual Misconduct with a Minor (35-42-4-9)		-	-	1	-
	Stalking (35-45-10-5)		-	-	-	1
	Strangulation (35-42-2-9)		-	9	1	35
	Synthetic ID Deception (35-43-5-3.8)		-	-	4	-
	Theft, Receiving Stolen Property (35-43-4-2)		5	49	88	310
	Unlawful Possession of a Smoking Instrument (16-42-19-17)		-	-	1	-
	Welfare Fraud (35-43-5-7)		1	-	1	1
Level 6 Felony Total			57	258	521	1988
			Sep-17		This Calendar Year	
			SEX		SEX	
Felony Level	Primary Offense	Secondary Offense	F	M	F	M
	Firearm Enhancement (35-50-2-13)		-	1	1	5
	Habitual Offender (35-50-2-8)		-	-	-	5
	Habitual Offender Controlled Substance (35-50-2-10)		1	-	3	16
	REPEAT SEXUAL OFFENDER ENHANCEMENT 35-50-2-14		-	-	-	3
Habitual Off Total			1	2	4	20
			Sep-17		This Calendar Year	
			SEX		SEX	
			F	M	F	M
Grand Total			182	1055	1743	9121

Note: Offense data may not be available for all offenders at the time this table was prepared.

Only new commitments and probation violations are reported on this table.

Parole and Community Transition Program violators are excluded on this table.

Source: SAS - all.citations_mso.pgm

Indiana Department of Correction
 Table 12
 Number of New Admissions by Most Serious Offense
 Committed to the Indiana Department of Correction

September 2017

Felony Level	Primary Offense	Secondary Offense	Sep-17		This Calendar Year	
			SEX		SEX	
			F	M	F	M
A Felony	Arson (35-43-1-1)		-	1	-	1
	Burglary (35-43-2-1)		-	-	-	2
	Child Molesting (35-42-4-3)		-	3	-	38
	Criminal Deviate Conduct (35-42-4-2)		-	-	-	1
	Dealing Cocaine or Narcotic Drug (35-48-4-1)		-	-	4	25
	Dealing Methamphetamine (35-48-4-1.1)		2	4	4	11
	Dealing Sched I, II, or III Cntrld Sub (35-48-4-2)		1	-	5	8
	Kidnapping (35-42-3-2)		-	1	-	1
	Neglect of a Dependent/Death (35-46-1-4)		-	-	-	1
	Possession of Cocaine or Narcotic Drug (35-48-4-6)		-	-	-	1
	Rape (35-42-4-1)		-	1	-	3
	Robbery (35-42-5-1)		-	2	1	11
	Voluntary Manslaughter (35-42-1-3)		-	-	1	3
A Felony Total			3	12	15	106

Felony Level	Primary Offense	Secondary Offense	Sep-17		This Calendar Year	
			SEX		SEX	
			F	M	F	M
B Felony	Accident/Failure to Stop-Serious Inj/Death (9-26-1-8)		-	-	-	1
	Aggravated Battery (35-42-2-1.5)		1	2	2	18
	Arson (35-43-1-1)		-	1	1	6
	Battery (35-42-2-1)		-	-	-	4
	Battery by Bodily Waste (35-42-2-6)		-	-	-	1
	Burglary (35-43-2-1)		2	18	23	179
	Carjacking (35-42-5-2)		-	1	-	5
	Child Molesting (35-42-4-3)		-	1	-	31
	Criminal Confinement (35-42-3-3)		-	-	-	8
	Criminal Deviate Conduct (35-42-4-2)		-	1	-	2
	Dealing Cocaine or Narcotic Drug (35-48-4-1)		-	13	21	109
	Dealing Methamphetamine (35-48-4-1.1)		4	8	25	95
	Dealing Sched I, II, or III Cntrld Sub (35-48-4-2)		1	6	26	61
	Dealing Sched IV Cntrld Sub (35-48-4-3)		-	-	-	4
	Disarm Law Enforcement Officer (35-44-3-3.5b)		-	1	-	1
	Fail to Stop Accident w/Injury (9-26-1-1)		-	1	-	3
	Felon in Possession of a Firearm (35-47-4-5)		-	3	1	35
	Incest (35-46-1-3)		-	-	1	-
	Neglect of a Dependent (35-46-1-4)		-	-	3	1
	Operating Vehicle Intoxicated/Death (9-30-5-5)		-	-	1	2
	Possession Methamphetamine (35-48-4-6.1)		-	1	2	7
	Possession of Cocaine or Narcotic Drug (35-48-4-6)		-	-	6	3
	Prisoner Poss. Dang Device/Material (35-44-3-9.5)		-	-	-	1
	Rape (35-42-4-1)		-	-	-	8
	Robbery (35-42-5-1)		-	7	3	83
	Security Fraud (23-19-5-1)		-	-	-	1
	Sexual Misconduct with a Minor (35-42-4-9)		-	2	-	26
	Stalking (35-45-10-5)		-	-	-	1
	Vicarious Sexual Gratification (35-42-4-5)		-	-	-	1
	Voluntary Manslaughter (35-42-1-3)		-	-	-	1
B Felony Total			8	66	115	698

Felony Level	Primary Offense	Secondary Offense	Sep-17		This Calendar Year		
			SEX		SEX		
			F	M	F	M	
C Felony	Arson (35-43-1-1)		-	-	1	1	
	Assisting a Criminal (35-44-3-2)		-	-	1	3	
	Auto Theft, Receiving Stolen Parts (35-43-4-2.5)		-	-	-	1	
	Battery (35-42-2-1)		1	7	4	42	
	Battery by Bodily Waste (35-42-2-6)		-	-	1	-	
	Burglary (35-43-2-1)		-	6	9	76	
	Carrying Handgun w/o License (35-47-2-23)		-	-	-	3	
	Child Exploitation (35-42-4-4)		-	-	-	4	
	Child Molestation (35-42-4-3)		-	5	1	34	
	Child Seduction (35-42-4-7)		-	-	1	-	
	Child Solicitation (35-42-4-6)		-	1	-	2	
	Contribute to Delinquency (35-46-1-8)		-	1	-	1	
	Controlled Substance Registration (35-48-4-14)		-	-	1	-	
	Corrupt Business Influence (35-45-6-2)		-	-	3	7	
	Criminal Confinement (35-42-3-3)		-	1	-	7	
	Criminal Recklessness (35-42-2-2)		-	-	-	5	
	Dealing Marijuana, Hash Oil, or Hashish (35-48-4-10)		-	-	-	2	
	Dealing Sched IV Controlled Substance (35-48-4-3)		-	-	2	1	
	Dealing/Poss. Look-Alike Subs (35-48-4-6)		-	-	1	1	
	Disarm/Attempt to Disarm an Officer (35-44.1-3-2)		-	-	-	1	
	Driving After Forfeiture (9-12-3-2)		-	-	-	1	
	Escape/Failure to Return (35-44-3-5)		-	-	1	2	
	Failure to Register as a Sex Offender (11-8-8-17)		-	-	-	2	
	Firearm win One Mile of School (35-47-2-1)		-	1	-	9	
	Forgery (35-43-5-2)		3	1	39	48	
	Fraud on Financial Institution (35-43-5-8)		2	-	6	4	
	Handgun Violation (35-47-2-7)		-	1	-	3	
	Intimidation (35-45-2-1)		-	1	-	16	
	Involuntary Manslaughter (35-42-1-4)		-	-	-	1	
	Neglect of a Dependent (35-46-1-4)		1	-	3	3	
	Non-Support of Dependent Child (35-46-1-5)		1	5	5	45	
	Obliterating Handgun I.D. (35-47-2-18)		-	1	-	1	
	Operating Vehicle w/Lifetime Suspension (9-30-10-17)		-	1	3	32	
	Operating Vehicle-Habitual Violation (9-30-10-16)		-	-	-	1	
	Possession Methamphetamine (35-48-4-6.1)		-	-	2	7	
	Possession of Cocaine or Narcotic Drug (35-48-4-6)		-	-	2	9	
	Possession of Controlled Substance (35-48-4-7)		-	1	2	6	
	Possession of Precursors (35-48-4-14.5)		-	-	1	6	
	Promoting Prostitution (35-45-4-4)		-	-	-	3	
	Reckless Homicide (35-42-1-5)		-	-	1	4	
	Robbery (35-42-5-1)		1	2	4	23	
	Security Fraud (23-19-5-1)		-	-	-	2	
	Sexual Battery (35-42-4-8)		-	-	-	1	
	Sexual Misconduct with a Minor (35-42-4-9)		-	3	1	19	
	Stalking (35-45-10-5)		-	-	-	1	
	Theft, Receiving Stolen Property (35-43-4-2)		-	-	2	1	
	Trafficking with an Inmate (35-44-3-9)		-	-	2	-	
	Welfare Fraud (35-43-5-7)		1	-	4	-	
	C Felony Total			10	38	103	441

Felony Level	Primary Offense	Secondary Offense	Sep-17		This Calendar Year	
			SEX		SEX	
			F	M	F	M
D Felony	Arson (35-43-1-1)		-	-	1	2
	Auto Theft, Receiving Stolen Parts (35-43-4-2.5)		-	-	-	4
	Battery (35-42-2-1)		-	-	2	4
	Battery by Bodily Waste (35-42-2-6)		-	-	-	2
	Check Deception (35-43-5-5)		-	-	-	1
	Check Fraud (35-43-5-12)		-	1	1	3
	Child Solicitation (35-42-4-6)		-	1	-	2
	Controlled Substance Registration (35-48-4-14)		-	-	-	1
	Criminal Confinement (35-42-3-3)		-	-	-	3
	Criminal Mischief (35-43-1-2)		-	-	-	1
	Criminal Recklessness (35-42-2-2)		-	-	-	6
	Cultivation of Marijuana (35-48-4-1)		-	-	-	1
	Dealing Counterfeit Substance (35-48-4-5)		-	-	-	1
	Dealing Marijuana, Hash Oil, or Hashish (35-48-4-10)		-	1	1	5
	Dealing Subs. Represent as Cntrld Subs. (35-48-4-4.5)		-	1	-	2
	Dissemination of Matter Harmful to Minor (35-49-3-3)		-	-	-	2
	Domestic Battery (35-42-2-1.3)		-	-	-	9
	Driving While Intoxicated (9-11-2-3)		-	-	-	1
	Driving While Suspended/Oper Veh HTV (9-30-10-16)		-	2	1	15
	Dump Controlled Substance Waste (38-48-4-4.1)		-	-	-	1
	Failure to Register as a Sex Offender (11-8-8-17)		-	-	-	3
	Failure to Return to Lawful Detention (35-44-3-5)		-	-	-	7
	Failure to Warn Comm Disease (35-42-1-9)		-	-	-	1
	Forgery, Counterfeit (35-43-5-2)		-	-	-	2
	Fraud (35-43-5-4)		-	1	3	5
	Home Improvement Fraud (35-43-6-12)		-	1	-	1
	Identity Deception (35-43-5-3.5)		-	1	2	2
	Intimidation (35-45-2-1)		-	-	-	5
	Invasion of Privacy (35-46-1-15.1)		-	-	1	-
	Maintaining a Common Nuisance (35-48-4-13)		-	-	4	6
	Neglect of a Dependent (35-46-1-4)		-	-	1	2
	Non-Support of a Child (35-46-1-5)		1	4	4	21
	Operating Vehicle Intox-Prior (9-30-5-3)		-	4	1	26
	Operating Vehicle Intoxicated-Contrld Sub (9-30-5-1)		-	1	1	2
	Operating Vehicle Intoxicated-Endanger (9-30-5-2)		-	1	2	5
	Operating Vehicle Intoxicated-Serious Injury (9-30-5-4)		-	-	-	6
	Perjury (35-44-2-1)		-	-	-	2
	Pointing a Firearm (35-47-4-3)		-	-	-	2
	Poss. of Marijuana, Hash Oil, or Hashish (35-48-4-11)		-	3	3	8
	Possession - Syringe/Needle (16-42-19-18)		-	1	6	2
	Possession of Cocaine or Narcotic Drug (35-48-4-6)		3	3	10	11
	Possession of Controlled Substance (35-48-4-7)		-	3	4	21
	Possession of Methamphetamine (35-48-4-6.1)		-	-	6	6
	Possession of Paraphernalia (35-48-4-8.3)		-	-	-	1
	Possession of Precursors (35-48-4-14.5)		1	-	2	3
	Prostitution (35-45-4-2)		-	-	2	-
	Residential Entry (35-43-2-1.5)		-	-	-	4
	Resisting Law Enforcement (35-44-3-3)		-	2	-	9
	Sexual Battery (35-42-4-8)		-	-	-	2
	Sexual Misconduct with a Minor (35-42-4-9)		-	-	-	1
	Strangulation (35-42-2-9)		-	-	-	3
	Synthetic ID Deception (35-43-5-3.8)		-	-	-	1
	Theft, Receiving Stolen Property (35-43-4-2)		1	3	36	86
	UNLAWFUL POSSESSION OF SMOKING INSTRUMENT (16-42-19-17)		-	-	-	1
	Welfare Fraud (35-43-5-7)		-	-	-	2
D Felony Total			6	34	94	325

Felony Level	Primary Offense	Secondary Offense	Sep-17		This Calendar Year	
			SEX		SEX	
			F	M	F	M
Level 1 Felony	Aggravated Battery (35-42-2-1.5)		-	-	-	1
	Aiding, Inducing or Causing an Offense (35-41-2-4)	Burglary (35-43-2-1)	-	-	1	-
		Child Molesting (35-42-4-3)	-	-	1	-
	Attempt to Commit a Felony (35-41-5-1)	Child Molesting (35-42-4-3)	-	-	-	1
		Murder (35-42-1-1)	-	2	1	16
		Rape (35-42-4-1)	-	-	-	1
	Burglary (35-43-2-1)		-	1	-	4
	Child Molesting (35-42-4-3)		-	5	3	59
	Conspiracy (35-41-5-2)	Child Molesting (35-42-4-3)	-	-	1	-
		Murder (35-42-1-1)	1	-	1	1
	Neglect of a Dependent/Death (35-46-1-4)		1	-	5	7
Rape (35-42-4-1)		-	2	-	7	
Level 1 Felony Total			2	10	13	97

Felony Level	Primary Offense	Secondary Offense	Sep-17		This Calendar Year	
			SEX		SEX	
			F	M	F	M
Level 2 Felony	Aiding, Inducing or Causing an Offense (35-41-2-4)	Burglary (35-43-2-1)	-	-	-	1
		Dealing Methamphetamine (35-48-4-1.1)	-	-	-	1
		Robbery (35-42-5-1)	-	-	-	1
		Voluntary Manslaughter (35-42-1-3)	-	-	-	1
		Aron(35-43-1-1)	-	1	-	1
	Attempt to Commit a Felony (35-41-5-1)	Dealing Methamphetamine (35-48-4-1.1)	-	-	1	-
		Robbery (35-42-5-1)	-	1	-	2
	Battery (35-42-2-1)		-	-	-	1
	Burglary (35-43-2-1)		-	9	2	43
	Child Molesting (35-42-4-3)		-	-	-	1
	Conspiracy (35-41-5-2)	Burglary (35-43-2-1)	-	-	-	1
		Dealing Cocaine or Narcotic Drug (35-48-4-1)	-	1	-	1
		Dealing Methamphetamine (35-48-4-1.1)	-	-	2	2
		Robbery (35-42-5-1)	-	-	1	1
	Dealing Cocaine or Narcotic Drug (35-48-4-1)		1	11	6	77
	Dealing Methamphetamine (35-48-4-1.1)		1	7	21	82
	Dealing Sched I, II, or III Cntrld Sub (35-48-4-2)		-	-	-	3
	Kidnapping (35-42-3-2)		-	-	-	2
	Possession - Destruct Device (35-47.5-5-2)		-	-	-	1
	Robbery (35-42-5-1)		1	4	4	20
	Voluntary Manslaughter (35-42-1-3)		-	-	1	16
		Firearm Enhancement (35-50-2-11)	-	-	-	1
	Level 2 Felony Total			3	34	38

Felony Level	Primary Offense	Secondary Offense	Sep-17		This Calendar Year		
			SEX		SEX		
			F	M	F	M	
Level 3 Felony	Accident/Failure to Stop-Serious Inj/Death (9-26-1-1.1)		1	-	3	8	
	Aggravated Battery (35-42-2-1.5)		1	11	5	59	
		Aggravated Battery (35-42-2-1.5)	-	-	-	1	
	Aiding, Inducing or Causing an Offense (35-41-2-4)	Dealing Cocaine or Narcotic Drug (35-48-4-1)	-	-	-	1	
		Neglect of a Dependent/Death (35-46-1-4)	-	-	1	-	
		Robbery (35-42-5-1)	-	-	1	6	
	Attempt to Commit a Felony (35-41-5-1)	Aggravated Battery (35-42-2-1.5)	1	-	1	3	
		Rape (35-42-4-1)	-	-	-	2	
		Robbery (35-42-5-1)	-	3	-	14	
	Battery (35-42-2-1)		-	2	1	10	
	Burglary (35-43-2-1)		-	1	-	11	
	Child Molesting (35-42-4-3)		-	3	1	25	
	Conspiracy (35-41-5-2)	Dealing Methamphetamine (35-48-4-1.1)	-	-	1	1	
		Robbery (35-42-5-1)	-	2	2	10	
	Criminal Confinement (35-42-3-3)		-	3	3	38	
	Dealing Cocaine or Narcotic Drug (35-48-4-1)		2	1	11	36	
	Dealing Methamphetamine (35-48-4-1.1)		4	7	12	37	
	Dealing Sched I, II, or III Cntrld Sub (35-48-4-2)		-	1	5	5	
	Dealing Sched IV Cntrld Sub (35-48-4-3)		-	1	-	2	
	Human Sexual Trafficking (35-42-3.5-1)		-	-	2	-	
	Kidnapping (35-42-3-2)		-	1	-	1	
	Neglect of a Dependent/Death (35-46-1-4)		2	2	8	7	
	Possession of Cocaine or Narcotic Drug (35-48-4-6)		-	2	1	13	
	Possession of Methamphetamine (35-48-4-6.1)		-	1	4	22	
	Rape (35-42-4-1)		-	5	-	26	
	Resisting Law Enforcement (35-44.1-3-1)		-	-	-	2	
	Robbery (35-42-5-1)		2	18	15	203	
		Firearm Enhancement (35-50-2-11)	-	1	-	1	
	Level 3 Felony Total			13	65	77	544

Felony Level	Primary Offense	Secondary Offense	Sep-17		This Calendar Year		
			SEX		SEX		
			F	M	F	M	
Level 4 Felony	Accident/Failure to Stop-Serious Inj/Death (9-26-1-8)		-	-	-	1	
	Aiding, Inducing or Causing an Offense (35-41-2-4)	AIDING/ROBBERY WITH ARMED FORCE OR	-	-	1	-	
		Arson (35-43-1-1)	-	-	1	-	
		BURGLARY (35-43-2-1)	-	-	-	4	
		Dealing Cocaine or Narcotic Drug (35-48-4-1)	-	-	-	2	
		Dealing Methamphetamine (35-48-4-1.1)	-	-	2	1	
	Arson (35-43-1-1)		-	7	8	18	
	Attempt to Commit a Felony (35-41-5-1)	Arson (35-43-1-1)	-	1	-	1	
		BURGLARY (35-43-2-1)	-	-	1	3	
		Dealing Methamphetamine (35-48-4-1.1)	-	-	1	1	
	BURGLARY (35-43-2-1)		7	31	49	251	
	Battery (35-42-2-1)		-	-	-	2	
	Child Molesting (35-42-4-3)		-	4	-	80	
	Child Solicitation (35-42-4-6)		-	2	-	4	
	Conspiracy (35-41-5-2)	BURGLARY (35-43-2-1)	-	-	-	3	
		Dealing Cocaine or Narcotic Drug (35-48-4-1)	1	-	2	2	
		Dealing Methamphetamine (35-48-4-1.1)	-	-	1	-	
		F4B3	-	1	-	1	
	Dealing Cocaine or Narcotic Drug (35-48-4-1)		2	9	24	71	
	Dealing Methamphetamine (35-48-4-1.1)		5	10	38	83	
	Dealing Sched I, II, or III Cntrld Sub (35-48-4-2)		-	1	5	6	
	Dealing Sched IV Controlled Substance (35-48-4-3)		1	-	1	1	
	ESCAPE 35-44.1-3-4		-	-	-	2	
	Felon in Possession of a Firearm (35-47-4-5)		-	16	3	140	
	Incest (35-46-1-3)		-	1	-	1	
	Manufacturing Meth (35-48-4-1.2)		-	-	1	-	
	Operating Vehicle Intoxicated/Death (9-30-5-5)		-	2	4	10	
	POSSESSION OF DANGEROUS DEVICE (35-44.1-3-7)		-	-	-	2	
	Possession of Cocaine or Narcotic Drug (35-48-4-6)		-	-	3	13	
	Possession of Methamphetamine (35-48-4-6.1)		2	2	11	21	
	Promoting Prostitution, under 18 (35-45-4-4)		-	-	-	2	
	Sexual Battery (35-42-4-8)		-	-	-	2	
	Sexual Misconduct with a Minor (35-42-4-9)		-	4	4	34	
	Vicarious Sexual Gratification (35-42-4-5)		-	-	-	1	
	Level 4 Felony Total			18	91	160	763

Felony Level	Primary Offense	Secondary Offense	Sep-17		This Calendar Year	
			SEX		SEX	
			F	M	F	M
Level 5 Felony	ASSISTING A CRIMINAL (35-44.1-2-5)		-	-	1	2
	Accident/Failure to Stop-Serious Inj/Death (9-26-1-8)		-	1	1	7
	Aiding, Inducing or Causing an Offense (35-41-2-4)	BURGLARY (35-43-2-1)	-	-	1	4
		DEALING IN METHAMPHETAMINE (35-48-4-1)	-	-	4	4
		Dealing Cocaine or Narcotic Drug (35-48-4-1)	-	-	1	2
		ESCAPE (35-44.1-3-4)	-	-	1	-
		Robbery (35-42-5-1)	-	-	1	2
		TRAFFICKING WITH AN INMATE (35-44.1-3-4)	-	1	-	2
	Attempt to Commit a Felony (35-41-5-1)	BATTERY (35-42-2-1)	-	-	1	1
		BURGLARY (35-43-2-1)	-	-	-	8
		DEALING IN METHAMPHETAMINE (35-48-4-1)	-	-	1	-
		Dealing Cocaine or Narcotic Drug (35-48-4-1)	-	1	-	1
		ESCAPE (35-44.1-3-4)	-	-	-	1
		Robbery (35-42-5-1)	-	1	2	5
	BATTERY (35-42-2-1)		3	29	46	267
	BURGLARY (35-43-2-1)		3	28	21	261
	Bribery (35-44.1-1-2)		-	-	-	1
	CRIMINAL CONFINEMENT (35-42-3-3)		-	9	-	41
	Check Deception (35-43-5-5)		-	-	-	1
	Child Exploitation (35-42-4-4)		-	1	-	10
	Child Pornography (35-42-4-4(C))		-	-	-	1
	Child Solicitation (35-42-4-6)		-	2	2	15
	Conspiracy (35-41-5-2)	BURGLARY (35-43-2-1)	-	1	-	2
		CRIMINAL CONFINEMENT (35-42-3-3)	-	-	1	-
		DEALING IN METHAMPHETAMINE (35-48-4-1)	-	-	1	3
		Dealing Cocaine or Narcotic Drug (35-48-4-1)	-	-	1	1
		Dealing Marijuana, Hash Oil, or Hashish (35-48-4-10)	-	-	-	1
		Dealing Methamphetamine (35-48-4-1.1)	-	-	-	1
		Fraud on Financial Institution (35-43-5-8)	-	1	-	2
		Robbery (35-42-5-1)	-	-	-	2
		TRAFFICKING WITH AN INMATE (35-44.1-3-4)	-	-	-	2
	Controlled Substance Registration (35-48-4-14)		-	-	-	1
	Conversion (35-43-4-3)		-	1	-	2
	Corrupt Business Influence (35-45-6-2)		1	-	8	12
	Criminal Recklessness (35-42-2-2)		-	2	2	17
	DEALING IN METHAMPHETAMINE (35-48-4-1.1)		2	19	36	137
	Dangerous Control of a Handgun (35-47-10-6)		-	-	-	2
	Dealing Cocaine or Narcotic Drug (35-48-4-1)		8	6	35	103
	Dealing Marijuana, Hash Oil, or Hashish (35-48-4-10)		-	1	-	8
	Dealing Methamphetamine (35-48-4-1.1)		3	8	25	83
Dealing Sched I, II, or III Cntrld Sub (35-48-4-2)		1	1	8	7	

Felony Level	Primary Offense	Secondary Offense	Sep-17		This Calendar Year		
			SEX		SEX		
			F	M	F	M	
Level 5 Felony Cont.	Dealing Sched IV Contrld Sub (35-48-4-3)		-	-	1	3	
	Dealing/Poss. Look-Alike Subs (35-48-4-6)		-	-	3	11	
	Disarm/Attempt to Disarm an Officer (35-44.1-3-2)		-	-	-	4	
	Domestic Battery (35-42-2-1.3)		-	10	4	61	
	Driving Suspended/Death (9-24-19-4)		-	-	-	1	
	ESCAPE (35-44.1-3-4)		-	4	6	30	
	Failure to Register as a Sex Offender (11-8-8-17)		-	9	-	53	
	Firearm w/in One Mile of School (35-47-2-1)		-	19	5	184	
	Fraud on Financial Institution (35-43-5-8)		-	2	10	25	
	Home Improvement Fraud (35-43-6-12)		-	-	-	2	
	Insurance Fraud (35-43-5-4.5)		-	-	-	2	
	Intimidation (35-45-2-1)		-	10	1	51	
	Kidnapping (35-42-3-2)		-	2	-	7	
	Neglect of a Dependent/Death (35-46-1-4)		2	-	11	6	
	Non-Support of Dependent Child (35-46-1-5)		-	1	1	7	
	OP VEH AFT LIFE SUSP (9-30-10-17)		2	11	9	176	
		Habitual Offender Controlled Substance (35-50-2-		-	-	-	2
		Obliterating Handgun LD. (35-47-2-18)		-	3	-	10
		Operating Vehicle Intox-Prior (9-30-5-3)		-	-	-	1
		Operating Vehicle Intoxicated-Contrld Sub (9-30-5-1)		-	-	-	2
		Operating Vehicle Intoxicated/Death (9-30-5-5)		-	-	1	5
		Operating Vehicle Intoxicated/Injury (9-30-5-4)		-	-	1	1
		POSSESSION OF SYRINGES OR NEEDLES 16-42-19-18		-	4	17	21
		Possession OF Dangerous Device (35-44.1-3-7)		-	-	1	8
		Possession of Cocaine or Narcotic Drug 35-48-4-6		1	5	11	56
		Possession of Precursors (35-48-4-14.5)		-	1	-	1
		Promoting Prostitution (35-45-4-4)		-	-	-	3
		Reckless Homicide (35-42-1-5)		-	1	-	9
		Resisting Law Enforcement (35-44.1-3-1)		-	-	-	3
		Robbery (35-42-5-1)		4	14	12	101
		Sexual Misconduct with a Minor (35-42-4-9)		1	-	3	25
	Stalking (35-45-10-5)		-	1	-	16	
	TRAFFICKING WITH AN INMATE (35-44.1-3-5)		-	2	9	9	
	Theft, Receiving Stolen Property (35-43-4-2)		-	1	2	6	
	Unlawful Transfer of Handgun Ownership (35-47-2-7(B))		-	-	-	1	
	Vicious Sexual Gratification (35-42-4-5)		-	1	-	1	
Level 5 Felony Total			31	214	308	1926	

Felony Level	Primary Offense	Secondary Offense	Sep-17		This Calendar Year		
			SEX		SEX		
			F	M	F	M	
Level 6 Felony	AIDING IN MANUFACTURE OF SCH II CONT SUB (35-48-4-2)		-	-	2	-	
	Aiding, Inducing or Causing an Offense (35-41-2-4)	Maintaining Common Nuisance (35-48-4-13)	-	-	1	-	
	Arson (35-43-1-1)		-	1	-	1	
	Attempt to Commit a Felony (35-41-5-1)	FORGERY,COUNTERFEITING,APPLICATION	-	-	-	1	
	Auto Theft, Receiving Stolen Parts (35-43-4-2.5)		-	3	3	26	
	BATTERY 35-42-2-1		1	3	4	30	
	CRIMINAL CONFINEMENT (35-42-3-3)		-	4	-	18	
	CRIMINAL RECKLESSNES (35-42-2-2)		-	1	-	20	
	CRIMINAL TRESPASS (35-43-2-2)		-	1	-	1	
	Conspiracy (35-41-5-2)	Check Fraud (35-43-5-12)	-	-	-	1	
	Criminal Confinement (35-42-3-3)		-	1	1	5	
	Cruelty to Animals (35-46-3-12)		-	1	-	1	
	Dealing Marijuana, Hash Oil, or Hashish (35-48-4-10)		-	1	-	2	
	Dealing/Poss. Look-Alike Subs (35-48-4-11.5)		-	-	-	3	
	ESCAPE 35-44.1-3-4		4	-	13	26	
	FAIL TO REGR SEX OFF (11-8-8-17)		-	-	-	6	
	FAILURE TO APPEAR (35-44.1-2-9)		-	-	-	1	
	FORGERY,COUNTERFEITING,APPLICATION FRAUD (35-43-5-2)		1	1	6	14	
	Failure to Return to Acc Result Serious Inj (9-26-1-1(2))		-	-	-	1	
	Home Improvement Fraud (35-43-6-12)		-	-	-	2	
	INTIMIDATION (35-45-2-1)		-	4	-	22	
	INVASION OF PRIVACY (35-46-1-15.1)		-	2	-	12	
	Identity Deception (35-43-5-3.5)		1	1	3	6	
	Insurance Fraud (35-43-5-4.5)		-	-	4	6	
	Maintaining Common Nuisance (35-48-4-13)		-	-	10	14	
	Malicious Mischief Body F/W (35-45-16-2(c))		-	-	-	1	
	Neglect of a Dependent/Death (35-46-1-4)		-	-	6	1	
	Non-Support of Dependent Child (35-46-1-5)		-	-	-	3	
	OPER VEHICLE - INTOX - PREV CONVICTION (9-30-5-3)		-	-	2	15	
		Habitual Offender Controlled Substance (35-50-2-		-	2	5	
		Obstruction of Justice (35-44.1-2-2)		-	1	2	4
		Operating Vehicle Intoxicated-Contrld Sub (9-30-5-1)		1	-	3	2
		Operating Vehicle Intoxicated-Endanger (9-30-5-2)		2	2	7	22
		Habitual Offender Controlled Substance (35-50-2-		-	1	1	4
		Operating Vehicle-Habitual Violation (9-30-10-16)		1	1	2	15
		Habitual Offender Controlled Substance (35-50-2-		-	1	-	1
		PERJURY (35-44.1-2-1)		-	-	-	3
		POSS PARAPHERNALIA (35-48-4-8.3)		-	-	-	1
		POSSESS PRECURSORS (35-48-4-14.5)		1	-	1	3
		POSSESSION OF METHAMPHETAMINE (35-48-4-6.1)		-	-	1	-
		POSSESSION OF SYRINGES OR NEEDLES (16-42-19-18)		1	1	7	19
		POSSESSION OR USE OF LEGEND DRUG (16-42-19-13)		-	1	1	4
		PROSTITUTION (35-45-4-2)		-	-	2	-
		Pointing a Firearm (35-47-4-3)		-	-	-	2
		Possession Sched IV Contrld Sub w/in 1,000 ft (35-48-4-7)		-	-	-	1
		Possession of Cocaine or Narcotic Drug (35-48-4-6)		4	2	24	33
		Habitual Offender Controlled Substance (35-50-2-		1	-	1	-
		Possession of Methamphetamine (35-48-4-6.1)		4	19	21	63
		RESIDENTIAL ENTRY (35-43-2-1.5)		-	4	1	17
		RESISTING LAW ENFORC (35-44.1-3-1)		-	2	1	20
		Sexual Battery (35-42-4-8)		-	-	-	1
		Stalking (35-45-10-5)		-	-	-	1
		Strangulation (35-42-2-9)		-	3	1	11
		Synthetic ID Deception (35-43-5-3.8)		-	-	2	-
		Theft, Receiving Stolen Property (35-43-4-2)		2	13	39	107
	Level 6 Felony Total			24	77	172	578

Felony Level	Primary Offense	Secondary Offense	Sep-17		This Calendar Year	
			SEX		SEX	
			F	M	F	M
Habitual Off	Habitual Offender Controlled Substance (35-50-2-10)		-	-	-	2
Habitual Off Total			-	-	-	2

Felony Level	Primary Offense	Secondary Offense	Sep-17		This Calendar Year	
			SEX		SEX	
			F	M	F	M
Murder (35-42-1-1)	Murder (35-42-1-1)		-	8	4	66
		Firearm Enhancement (35-50-2-11)	-	-	-	1
Murder Total			-	8	4	67

Grand Total	42614		118 649		1099 5806	
	SEX		SEX		SEX	
	F	M	F	M	F	M
Grand Total	118	649	1099	5806		

Note: Offense data may not be available for all offenders at the time this table was prepared.
Only new commitments and probation violations are reported on this table.
Parole and Community Transition Program violators are excluded on this table.
Source: SAS - all.citations_mso.pgm
(16-7)

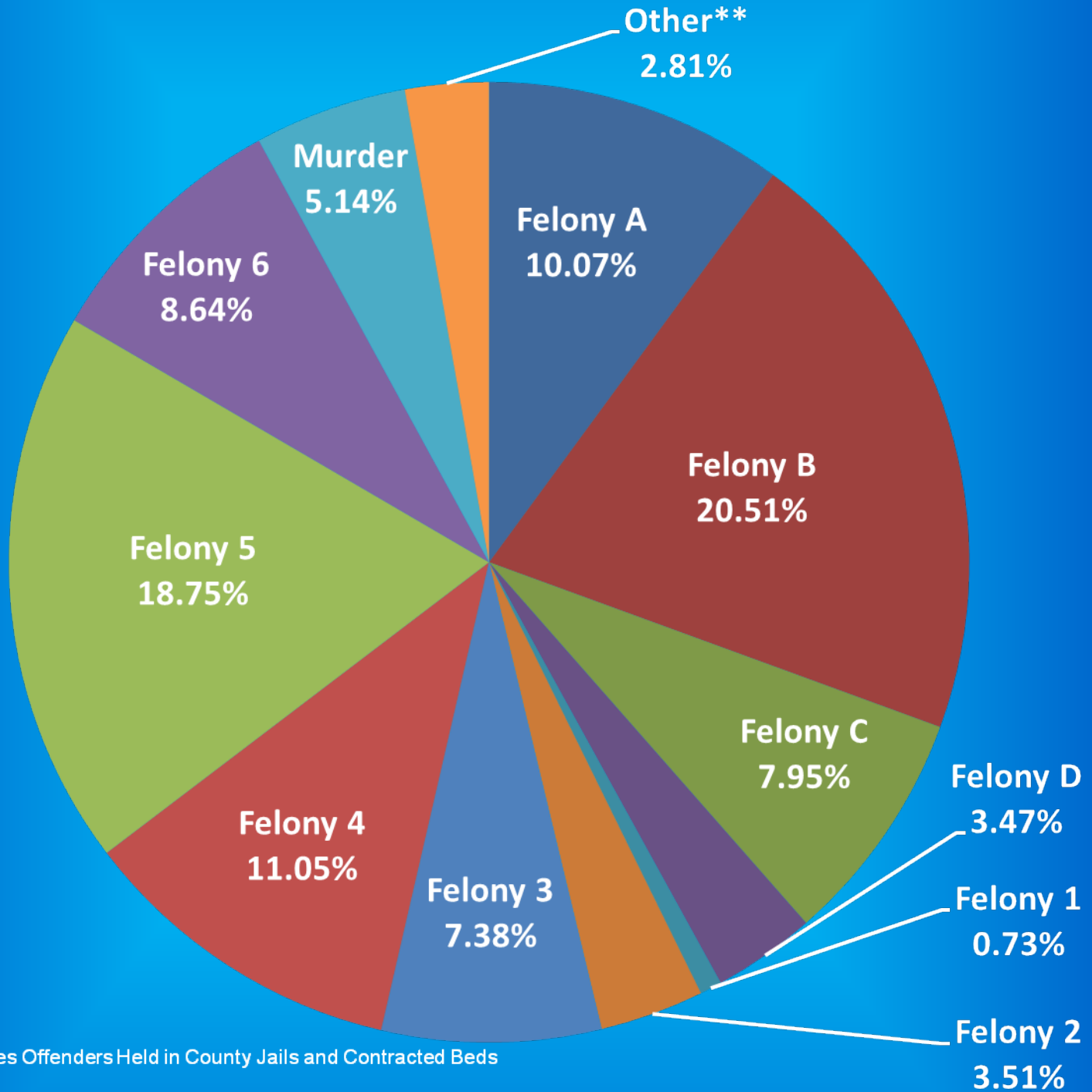
Indiana Department of Correction

Graph A

Female Population by Most Serious Offense Felony Level*

October 01, 2017

N = 2,364



* Includes Offenders Held in County Jails and Contracted Beds

** Other includes Safekeepers, Predispositions, Habitual Offenders, Misdemeanants, and Unknowns

Indiana Department of Correction

Graph B

Average Daily Adult Female Offender Populations Calendar Year 2017



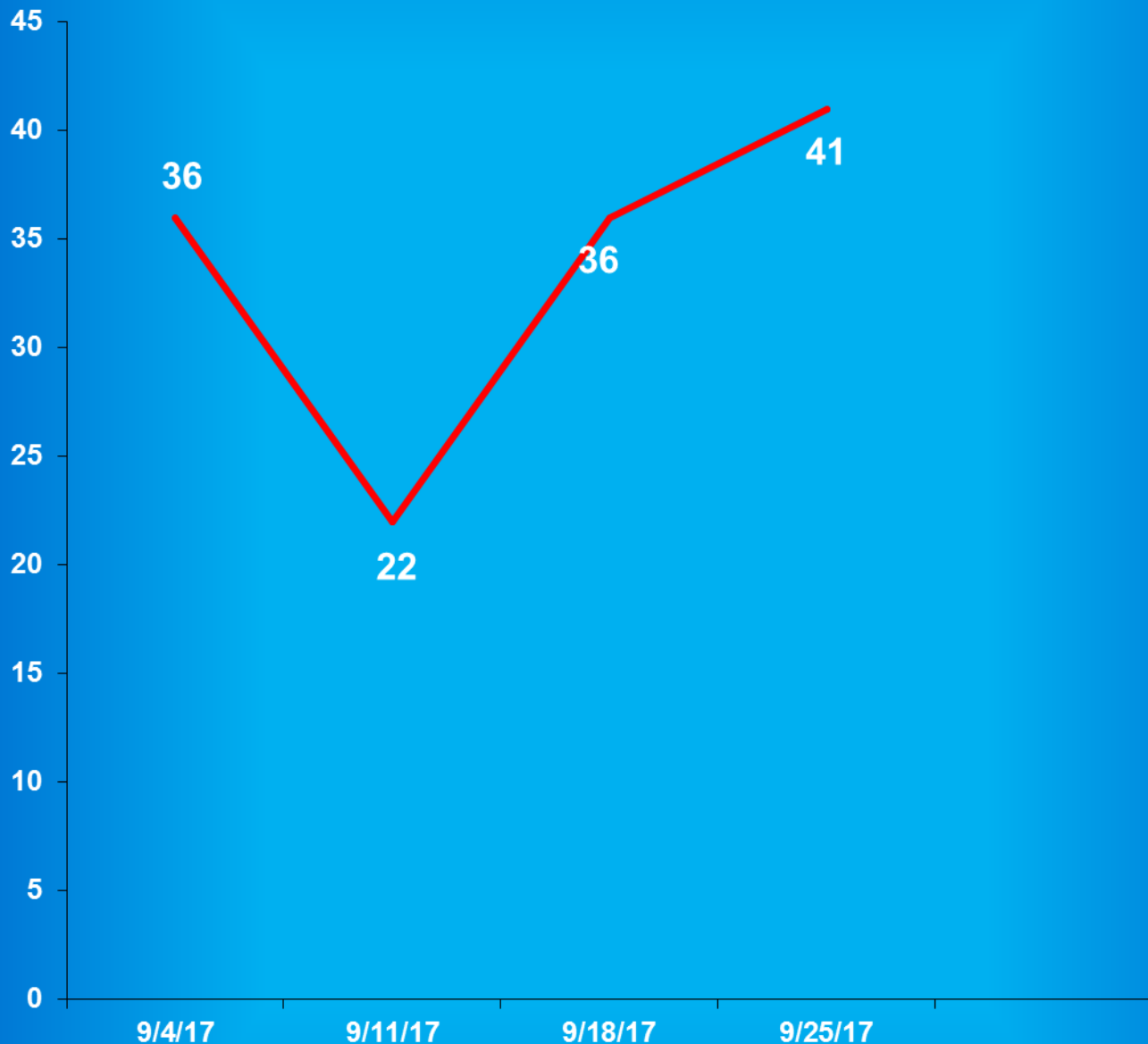
— Includes County Jail/Contract Beds — Excludes County Jail/Contract Beds

Indiana Department of Correction

Graph C

Adult Females Held in County Jails

September 2017



- Offenders held in county jails are newly sentenced offenders with completed court documents who are awaiting transfer to a DOC facility.

- Jail counts are a dynamic number that are affected by a variety of factors, including; sentencing trends, available DOC beds, and intake process completion.

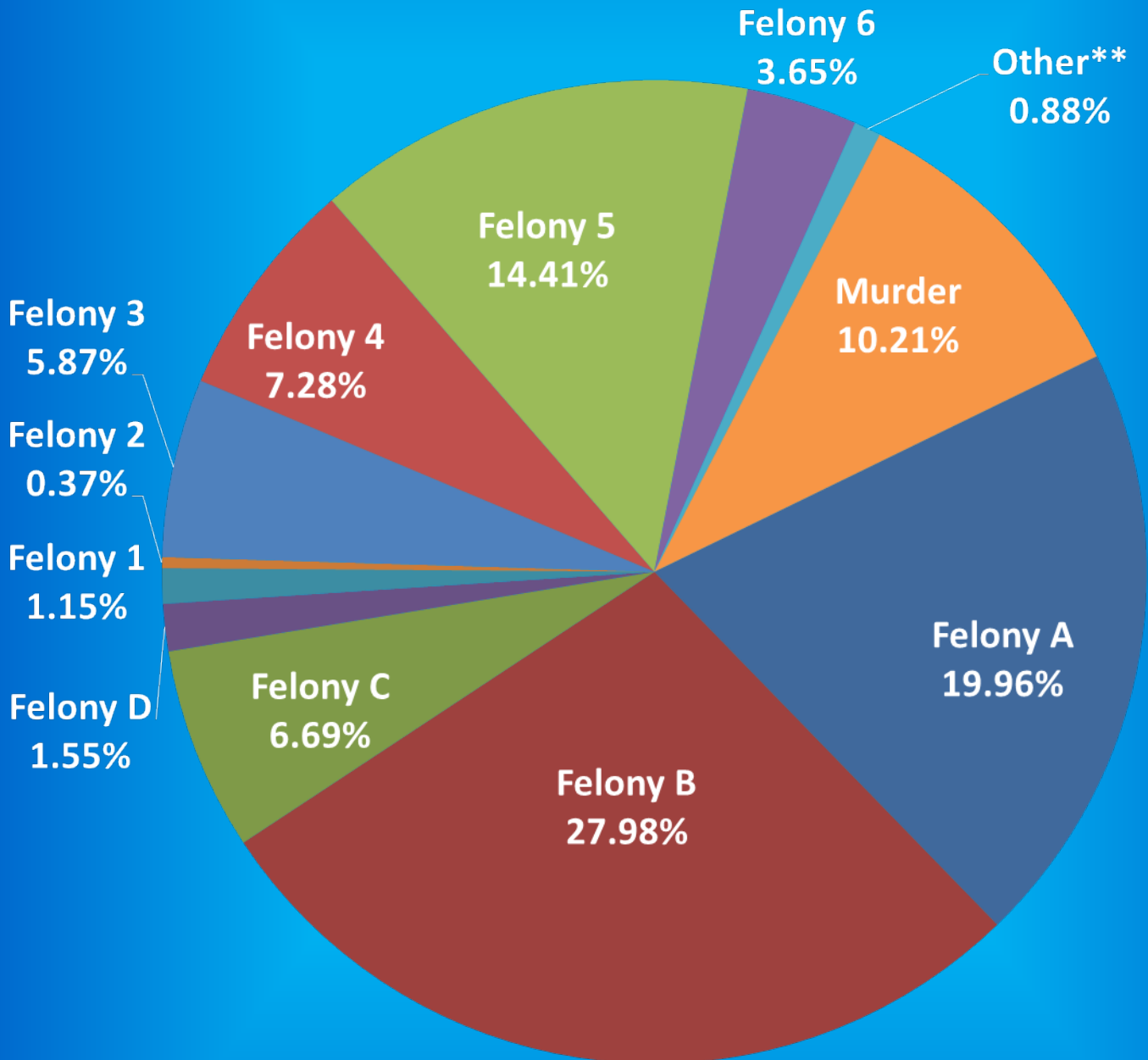
Indiana Department of Correction

Graph D

Male Population by Most Serious Offense Felony Level*

October 01, 2017

N = 23,618



• Includes Offenders Held in County Jails and Contracted Beds

** Other includes Safekeepers, Predispositions, Habitual Offenders, Misdemeanants, and Unknowns

Indiana Department of Correction

Graph E

Average Daily Adult Male Offender Populations Calendar Year 2017

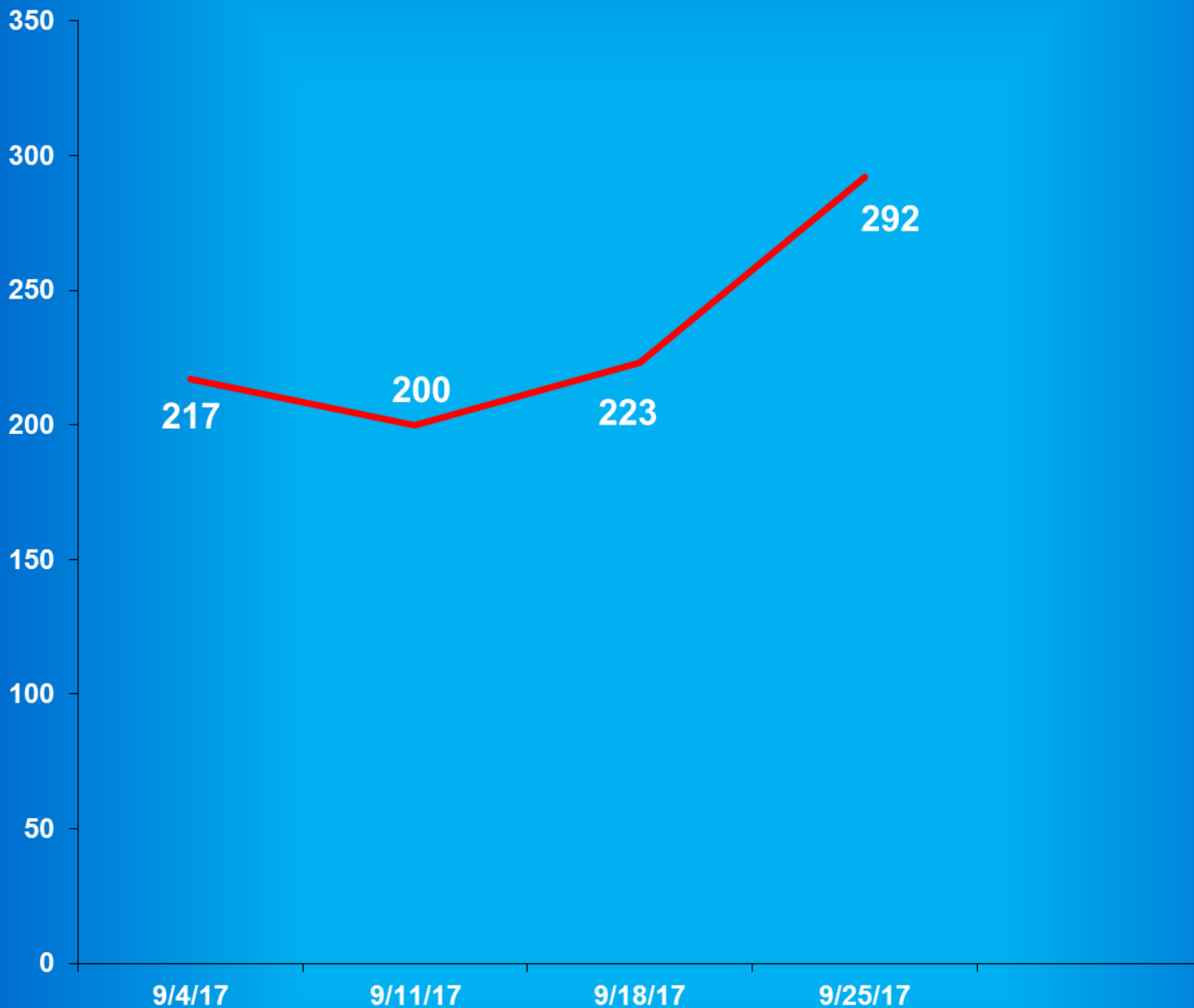


Indiana Department of Correction

Graph F

Adult Males Held in County Jails

September 2017



- Offenders held in county jails are newly sentenced offenders with completed court documents who are awaiting transfer to a DOC facility.

- Jail counts are a dynamic number that are affected by a variety of factors, including; sentencing trends, available DOC beds, and intake process completion.



Juvenile Offender Statistics



Indiana Department Of Correction
Table 13
Monthly Facility Admissions and Releases

Juvenile Offenders
September 2017

Admissions of All Juvenile Males

New Commitment	Re-Commitment	Parolee Return	Return From Escape	Diagnostics/Walk-Thrus
32	11	2	0	6

Releases of All Juvenile Males

Discharge	Parole	Escape	Diagnostics/Walk-Thrus
37	16	0	3

Admissions of All Juvenile Females

New Commitment	Re-Commitment	Parolee Return	Return From Escape	Diagnostics/Walk-Thrus
8	0	0	0	2

Releases of All Juvenile Females

Discharge	Parole	Escape	Diagnostics/Walk-Thrus
6	2	0	1

Sources:
SAS - mnthadm4_pgm_tbl13.pgm
SAS - mnthext4_pgm_tbl13.pgm

Indiana Department of Correction

Table 14

New Admissions by County of Commitment - Juveniles

September 2017

County	Admission Type			County	Admission Type		
	New Commits	Re Commits	Total		New Commits	Re Commits	Total
Adams	1	0	1	Madison	0	0	0
Allen	3	1	4	Marion	5	1	6
Bartholomew	0	0	0	Marshall	0	0	0
Benton	0	0	0	Martin	0	0	0
Blackford	0	0	0	Miami	0	0	0
Boone	0	0	0	Monroe	0	0	0
Brown	0	0	0	Montgomery	1	0	1
Carroll	1	0	1	Morgan	0	0	0
Cass	0	0	0	Newton	0	0	0
Clark	2	0	2	Noble	0	0	0
Clay	0	0	0	Ohio	0	0	0
Clinton	1	0	1	Orange	0	0	0
Crawford	0	0	0	Owen	0	0	0
Daviess	0	1	1	Parke	0	0	0
Dearborn	0	0	0	Perry	0	0	0
Decatur	0	0	0	Pike	0	0	0
DeKalb	0	0	0	Porter	0	0	0
Delaware	0	1	1	Posey	0	0	0
Dubois	1	0	1	Pulaski	0	0	0
Elkhart	2	0	2	Putnam	1	0	1
Fayette	0	0	0	Randolph	0	0	0
Floyd	1	0	1	Ripley	0	0	0
Fountain	0	0	0	Rush	0	0	0
Franklin	0	0	0	St. Joseph	7	2	9
Fulton	0	0	0	Scott	0	0	0
Gibson	0	0	0	Shelby	0	0	0
Grant	0	0	0	Spencer	0	0	0
Greene	1	0	1	Starke	0	0	0
Hamilton	0	0	0	Steuben	0	0	0
Hancock	1	0	1	Sullivan	0	0	0
Harrison	0	1	1	Switzerland	0	0	0
Hendricks	0	0	0	Tippecanoe	0	0	0
Henry	0	0	0	Tipton	0	1	1
Howard	2	0	2	Union	0	0	0
Huntington	0	0	0	Vanderburgh	1	1	2
Jackson	1	0	1	Vermillion	0	0	0
Jasper	0	0	0	Vigo	0	0	0
Jay	0	0	0	Wabash	0	0	0
Jefferson	0	0	0	Warren	0	0	0
Jennings	0	0	0	Warrick	0	0	0
Johnson	1	0	1	Washington	1	0	1
Knox	1	1	2	Wayne	0	1	1
Kosciusko	0	0	0	Wells	1	0	1
LaGrange	0	0	0	White	0	0	0
Lake	3	0	3	Whitley	0	0	0
LaPorte	1	0	1	Unknown	0	0	0
Lawrence	0	0	0	Totals	40	11	51

This data is based on most serious offense and excludes parole violations.

Source: Mnthadm4_pgm_tbl14.pgm

Indiana Department of Correction

Table 15

Monthly Releases by County of Commitment - Juveniles

September 2017

County	Release Type			County	Release Type		
	Discharge	Parole	Total		Discharge	Parole	Total
Adams	1	0	1	Madison	1	0	1
Allen	0	2	2	Marion	8	0	8
Bartholomew	0	0	0	Marshall	1	1	2
Benton	0	0	0	Martin	0	0	0
Blackford	0	0	0	Miami	1	0	1
Boone	0	0	0	Monroe	0	0	0
Brown	0	0	0	Montgomery	0	0	0
Carroll	0	0	0	Morgan	0	0	0
Cass	0	1	1	Newton	0	0	0
Clark	2	0	2	Noble	1	0	1
Clay	0	0	0	Ohio	0	0	0
Clinton	0	0	0	Orange	0	0	0
Crawford	0	0	0	Owen	0	0	0
Daviess	1	0	1	Parke	0	0	0
Dearborn	1	1	2	Perry	0	0	0
Decatur	0	0	0	Pike	0	0	0
DeKalb	0	0	0	Porter	0	0	0
Delaware	1	0	1	Posey	0	0	0
Dubois	0	1	1	Pulaski	0	0	0
Elkhart	1	1	2	Putnam	0	0	0
Fayette	0	0	0	Randolph	0	0	0
Floyd	0	0	0	Ripley	0	0	0
Fountain	0	0	0	Rush	0	0	0
Franklin	0	0	0	St. Joseph	7	2	9
Fulton	0	0	0	Scott	1	0	1
Gibson	0	0	0	Shelby	1	1	2
Grant	0	0	0	Spencer	0	0	0
Greene	1	0	1	Starke	0	0	0
Hamilton	2	0	2	Steuben	0	0	0
Hancock	0	0	0	Sullivan	0	0	0
Harrison	0	0	0	Switzerland	0	0	0
Hendricks	0	1	1	Tippecanoe	1	1	2
Henry	0	0	0	Tipton	0	0	0
Howard	1	1	2	Union	0	0	0
Huntington	0	0	0	Vanderburgh	2	1	3
Jackson	0	0	0	Vermillion	1	0	1
Jasper	0	0	0	Vigo	0	1	1
Jay	2	0	2	Wabash	0	0	0
Jefferson	0	0	0	Warren	0	0	0
Jennings	0	0	0	Warrick	0	0	0
Johnson	0	0	0	Washington	0	0	0
Knox	0	0	0	Wayne	0	0	0
Kosciusko	1	2	3	Wells	1	0	1
LaGrange	0	0	0	White	0	0	0
Lake	0	0	0	Whitley	1	0	1
LaPorte	0	0	0	Unknown	0	0	0
Lawrence	2	1	3	Totals	43	18	61

Some discharges may be releases to County Probation - data is unable to be separated.

Diagnostics and Escapes are excluded.

Source: Mnthext4_pgm_tbl15.pgm

Indiana Department of Correction
Table 16
Total Number of Committing Offenses for Juveniles
Committed to the Indiana Department of Correction

September 2017

OFFENSE (Citation Code)	THE NUMBER OF OFFENSES			
	This Month		This Calendar Year	
	Female	Male	Female	Male
LEVEL I				
Aggravated Battery (35-42-2-1.5)	0	0	1	3
Arson (35-43-1-1)	0	1	0	2
Battery (35-42-2-1)	0	2	10	36
Battery by Bodily Waste (35-42-2-6)	0	0	0	2
Burglary (35-43-2-1)	0	8	2	48
Carjacking (35-42-5-2)	0	0	0	0
Carrying Handgun w/o License (35-47-2-1)	0	3	0	11
Changing, Altering, Removing, Obliterating ID of Handgun (35-47-2-18)	0	1	0	3
Child Exploitation (35-42-4-4)	0	0	0	1
Child in Possession of Handgun (35-47-10-5)	0	4	2	20
Child Molesting (35-42-4-3)	0	2	0	18
Child Seduction (35-42-4-7)	0	0	0	0
Child Selling (35-46-1-4)	0	0	0	0
Child Solicitation (35-42-4-6)	0	0	0	0
Consumer Product Tampering (35-45-8-3)	0	0	0	0
Criminal Confinement (35-42-3-3)	0	0	3	6
Criminal Gang Intimidation (35-45-9-4)	0	0	0	0
Criminal Gang Recruitment	0	0	0	0
Criminal Deviate Conduct (35-42-4-2)	0	0	0	0
Criminal Recklessness (35-42-2-2)	0	3	0	10
Danger Possession Firearm	0	0	0	13
Dealing in a Sawed-Off Shotgun (35-47-5-4.1)	0	0	0	0
Distribution of a Destructive Device (IC 35-47.5-5-5)	0	0	0	0
Domestic Battery (35-42-2-1.3)	0	0	0	0
Driving While Intoxicated Resulting in Death (9-30-5-5)	0	0	1	0
False, Altering Handgun License (35-47-2-22)	0	0	0	1
False Application for Handgun (35-47-2-8)	0	0	0	0
Feticide (35-42-1-6)	0	0	0	0
Handgun, False ID (35-47-2-17)	0	0	0	0
Incest (35-46-1-3)	0	0	0	0
Interference with Custody (35-42-3-4)	0	0	0	0
Intimidation (35-45-2-1)	0	0	0	0
Involuntary Manslaughter (35-42-1-4)	0	0	0	0
Kidnapping (35-42-3-2)	0	0	0	0
Murder (35-42-1-1)	0	0	0	0
Neglect of a Dependent (35-46-1-4)	0	0	0	0
Operation of a Machine Gun/Hurling a Bomb (35-47-5-9)	0	0	0	0
Overpass Mischief (35-42-2-5)	0	0	0	0
Pointing a Firearm (35-47-4-3)	0	1	0	5
Possession of Firearm on School Property (35-47-9-2)	0	0	0	1
Possession of a Machine Gun or Bomb (35-47-5-9)	0	0	0	0
Rape (35-42-4-1)	0	0	0	2
Reckless Homicide (35-42-1-5)	0	0	0	0
Resisting Law Enforcement (35-44-3-3)	0	0	0	0
Robbery (35-42-5-1)	0	9	1	67

LEVEL I (Cont.)

	THE NUMBER OF OFFENSES			
	This Month		This Calendar Year	
	Female	Male	Female	Male
Sell, Manufacture, Possess, Purchase Explosive (35-47-5-1)	0	0	0	0
Sell, Transfer, HIV Blood (35-42-1-7)	0	0	0	0
Selling, Transferring, Giving Handgun to Under 18 (35-47-2-7)	0	0	0	0
Sexual Battery (35-42-4-8)	0	1	1	10
Sexual Misconduct (35-44-1-5)	0	0	0	0
Sexual Misconduct with a Minor (35-42-4-9)	0	0	0	0
Stalking (35-45-10-5)	0	0	0	0
Strangulation (35-42-2-9)	0	0	1	4
Unlawful Delivery of Confiscated Firearm (35-47-3-4)	0	0	0	0
Unlawful Use of Body Armor (35-47-5-13)	0	0	0	0
Unlawful Use of Stun Gun (35-47-8-5)	0	0	0	0
Vicarious Sexual Gratification (35-42-4-5)	0	0	0	0
Voluntary Manslaughter (35-42-1-3)	0	0	0	1
Sub-Total	0	35	22	264

LEVEL II

Assisting a Criminal (35-44-3-2)	0	0	0	0
Chinese Throwing Star (35-47-5-12)	0	0	0	0
Criminal Gang Activity (35-45-9-3)	0	0	0	2
Criminal Recklessness (35-42-2-2)	0	0	0	1
Dealing Anabolic Steroid (16-42-19-27)	0	0	0	0
Dealing in a Schedule I, II, or III Controlled Substance (35-48-4-2)	0	0	0	2
Dealing in a Schedule IV Controlled Substance (35-48-4-3)	0	0	0	1
Dealing in a Schedule V Controlled Substance (35-48-4-4)	0	0	0	0
Dealing in a Substance Represented to be a Controlled Substance (35-48-4-4.5)	0	0	0	0
Dealing in Cocaine or Narcotic Drug (35-48-4-1)	0	0	0	1
Dealing in Marijuana, Hash Oil, or Hashish (35-48-4-10)	0	0	0	3
Dealing Methamphetamine (35-48-4-1.1)	0	0	0	3
Delivery of Weapon to Intoxicated Person (35-47-4-1)	0	0	0	0
Disarming Law Enforcement Officer (35-44.1-3-2)	0	0	1	
Escape/Failure to Return to Lawful Detention (35-44-3-5)	0	2	2	20
Interference with Custody (35-42-3-4)	0	0	0	0
Intimidation (35-45-2-1)	0	5	1	30
Knife with Automatic Blade (35-47-5-2)	0	0	0	0
Loan Sharking (35-45-7-2)	0	0	0	0
Maintaining a Common Nuisance (35-48-4-13)	0	0	0	2
Manufacture, Distribution, Possession of a Substance Represented to be a Controlled Substance (35-48-4-4.6)	0	0	0	0
Neglect of a Dependent (35-46-1-4)	0	0	0	0
Possession of a Controlled Substance (35-48-4-7)	0	0	0	3
Possession of a Knife on School Property (35-47-5-2.5)	0	0	0	1
Poss precursors w/intent to manufacture etc. (35-48-4-14.5)	0	0	0	0
Promoting Prostitution (35-45-4-4)	0	0	0	0
Purchase, Possession or Sale of Stun Gun (35-47-8-5)	0	0	0	0
Resisting Law Enforcement (35-44-3-3)	1	3	1	17
Rioting with a Deadly Weapon (35-45-1-2)	0	0	0	0
Sale, Possession, Use of Legend Drug (16-42-19-27)	0	0	0	0
Sexual Misconduct with a Minor (35-42-4-9)	0	0	0	0
Stalking (35-45-10-5)	0	0	0	0
Trafficking with an Inmate (35-44-3-9)	0	0	0	1
Use of Stun Gun in Commission of a Crime (35-47-8-5)	0	0	0	0
Sub-Total	1	10	5	87

THE NUMBER OF OFFENSES

LEVEL III	This Month		This Calendar Year	
	Female	Male	Female	Male
Accident/Failure to Stop (9-26-1-8)	0	0	0	0
Accident, Property Damage with Injury (9-26-1-8)	0	0	0	1
Altering or Damaging Computer (35-43-1-4)	0	0	0	0
Auto Theft, Receiving Stolen Parts (35-43-4-2.5)	0	3	4	35
Battery (35-42-2-1)	2	7	14	72
Battery by Bodily Waste (35-42-2-6)	0	0	0	1
Beastiality	0	0	0	0
Bribery (35-44-1-1)	0	0	0	0
Burglary (35-43-2-1)	0	0	0	0
Check Deception (35-43-5-5)	0	0	0	0
Check Fraud (35-43-5-12)	0	0	0	0
Child Exploitation (35-42-4-4)	0	0	0	0
Controlled Substance Registration (35-48-4-14)	0	0	0	0
Conversion (35-43-4-3)	0	2	1	13
Criminal Mischief (35-43-1-2)	1	2	2	61
Criminal Recklessness (35-42-2-2)	0	1	1	4
Criminal Trespass (35-43-2-2)	0	2	0	20
Dealing in Altered Property (35-43-4-2.3)	0	0	0	0
Dealing in Marijuana, Hash Oil, or Hashish (35-48-4-10)	0	0	0	5
Dealing in Paraphernalia (35-48-4-8.5)	0	0	0	0
Dealing in a Schedule IV Controlled Substance (35-48-4-3)	0	0	0	0
Distribution of Material Harmful to Minor (35-49-3-3)	0	0	0	0
Escape/Failure to Return to Lawful Detention (35-44-3-5)	1	3	7	42
Failure to Appear (35-44-3-6)	0	0	0	0
False Reporting (35-44-2-2)	0	0	0	0
Forgery (35-43-5-2)	0	0	0	1
Fraud (35-43-5-4)	0	0	0	1
Fraud on Financial Institution (35-45-5-8)	0	0	0	0
Home Improvement Fraud (35-43-6-13)	0	0	0	0
Identity Deception (35-43-5-3.5)	0	0	0	0
Interference with Custody (35-42-3-4)	0	0	0	0
Interference with Reporting Crime (35-42-2-5)	0	0	0	0
Invasion of Privacy (35-46-1-15.1)	0	0	1	0
Kill Domestic Animal	0	0	0	0
Manufacture of Paraphernalia (35-48-4-8.1)	0	0	0	0
Nonsupport of Child (35-46-1-5)	0	0	0	0
Nonsupport of Spouse (35-46-1-6)	0	0	0	0
Obscene Performance (35-49-3-1)	0	0	0	0
Obstructing Fireman (35-44-3-8)	0	0	0	0
Obstructing Traffic (35-42-2-4)	0	0	0	0
Obstruction of Justice (35-44-3-4)	0	0	0	4
Operating Vehicle After Lifetime Forfeiture (9-30-10-17)	0	0	0	0
Operating Vehicle While Intoxicated (9-30-5-4)	0	0	0	0
Operating Vehicle While Intoxicated with Prior (9-30-5-3)	0	0	0	0

LEVEL III (Cont.)

THE NUMBER OF OFFENSES

This Month **This Calendar Year**
Female **Male** **Female** **Male**

Patronizing a Prostitute (35-45-4-3)	0	0	0	0
Perjury (35-44-2-1)	0	0	0	0
Possession of Cocaine or Narcotic Drug (35-48-4-6)	0	0	0	2
Possession of a Controlled Substance (35-48-4-7)	0	0	0	3
Possession/Use of Legend Drug (16-42-19-13)	0	0	1	1
Possession of Marijuana, Hash Oil, or Hashish (35-48-4-11)	0	0	0	0
Possession of Methamphetamines (35-48-4-6.1)	0	0	0	1
Possession of Paraphernalia (35-48-4-8.3)	0	0	0	0
Possession of a Syringe (16-42-19-18)	0	0	0	1
Professional Gambling (35-45-5-3)	0	0	0	0
Profiting from Adoption (35-46-1-9)	0	0	0	0
Promoting Professional Gambling (35-45-5-4)	0	0	0	0
Promoting Prostitution (35-45-4-4)	0	0	0	0
Prostitution (35-45-4-2)	0	0	0	0
Public Indecency (35-45-4-1)	0	0	0	0
Public Nudity (35-45-4-1.5)	0	0	0	1
Railroad Mischief (35-42-2-5.5)	0	0	0	0
Receiving Stolen Auto Parts (35-43-4-2.5)	0	0	1	11
Receiving Stolen Property (35-43-4-2)	0	0	0	5
Residential Entry (35-43-2-1.5)	0	0	0	4
Resisting Law Enforcement (35-44-3-3)	0	7	6	52
Rioting (35-45-1-2)	0	0	0	0
Sale, Possession, Use of Legend Drug (16-42-19-27)	0	0	0	0
Selling, Distributing, Exhibiting Obscene Material (35-49-3-1)	0	0	0	0
Stalking (35-45-10-5)	0	0	0	0
Theft (35-43-4-2)	2	10	9	99
Torture or Mutilation of Animal (35-46-3-12)	0	0	0	0
Trafficking with an Inmate (35-44-3-9)	0	0	0	0
Unauthorized Possession of Prescription Form (35-48-4-14)	0	0	0	0
Unauth Entry/Vehicle (35-43-4-2.7)	0	0	0	0
Voyeurism (35-45-4-5)	0	0	0	0
Welfare Fraud (35-43-5-7)	0	0	0	0
Sub-Total	6	37	47	440

LEVEL IV

Absence From Home Detention (35-38-2.5-10)	0	0	0	0
Accident/Failure to Stop (9-26-1-8)	0	1	0	5
Animal Cruelty (35-46-3-12)	0	0	0	0
Assisting a Criminal (35-44-3-2)	0	0	1	0
Beats Vertebrate Animal (35-46-3-12)	0	0	0	1
Check Deception (35-43-5-5)	0	0	0	0
Common Nuisance (35-48-4-13)	0	0	0	0
Computer Trespassing (35-43-2-3)	0	0	0	0
Counterfeiting a Driver's License (9-24-18-7)	0	0	0	0
Counterfeiting Auto Registration (9-18-2-42)	0	0	0	0
Curfew Violation (31-37-2-5)	0	0	0	2
Deception (35-43-5-3)	0	0	0	0
Deer w/ Illegal Device (14-22-6-1)	0	0	0	0
Deer Outside Hours (14-22-6-1)	0	0	0	0
Disorderly Conduct (35-45-1-3)	0	0	4	20
Dissemination of Material Harmful to Minor (35-49-3-3)	0	0	0	0
Driving While Intoxicated (9-11-2-3)	0	0	0	1
Driving with Suspended License (9-24-19-2)	0	0	0	0
Exploitation of Dependent/Endangered Adult (35-46-1-12)	0	0	0	0
Failure to Appear (35-44-3-6)	0	0	0	0
Failure to Disclose Recruitment (35-46-4-4)	0	0	0	0
Failure to Respond to Summons (35-44-3-6.5)	0	0	0	0
False Auto Registration (9-18-2-44)	0	0	0	0
False Informing (35-44-2-2)	2	2	4	13
Flag Desecration (35-45-1-4)	0	0	0	0

LEVEL IV (Cont.)

	THE NUMBER OF OFFENSES			
	This Month		This Calendar Year	
	Female	Male	Female	Male
Glue Sniffing (35-46-6-2)	0	0	0	0
Habitual Disobedience of Parent, Guardian, or Custodian (Incorrigible) (31-37-2-4)	0	2	1	8
Harassment (35-45-2-2)	0	0	0	0
Home Improvement Fraud (35-43-6-12)	0	0	0	0
Illegal Consumption of Alcohol (7.1-5-7-7)	2	1	3	13
Illegal Possession of Alcohol (7.1-5-7-7)	0	0	0	4
Impairment of ID Number (35-43-7-4)	0	0	0	0
Interference with Custody (35-42-3-4)	0	0	0	0
Interfering with Law Enforcement Animal (35-46-3-11)	0	0	0	0
Invasion of Privacy (35-46-1-15.1)	0	0	0	0
Leaving Home w/o Permission of Parent, Guardian or Custodian (Runaway) (31-37-2-2)	0	0	5	18
Maintaining a Common Nuisance (35-48-4-13)	0	0	0	2
Nitrous Oxide Distribution (35-46-6-3)	0	0	0	0
Obscene Performance (35-49-3-1)	0	0	0	0
Obstructing Medical Emergency (35-44-3-8.5)	0	0	0	0
Obstructing Traffic (35-42-2-4)	0	0	0	0
Official Misconduct (35-44.1-1-1)	0	0	0	0
Operating Vehicle While Intoxicated (9-30-5-2)	0	0	0	0
Operating Vehicle While Intoxicated/Cntrld Sub (9-30-5-1)	0	0	0	0
Operating Vehicle w/o License (9-24-18-1)	0	1	1	14
Operating Vehicle w/o Proof of Financial (9-25-8-2)	0	0	0	0
Operating Vehicle w/o Registration/Plates (9-18-2-43)	0	0	0	0
Possession of Marijuana, Hash Oil, or Hashish (35-48-4-11)	0	4	2	39
Possession of Paraphernalia (35-48-4-8.3)	0	2	1	14
Possession of Substance Represented to be a Controlled Substance (35-48-4-4.6)	0	0	0	0
Possession, Purchase, Accepting Tobacco (35-46-1-10.5)	0	0	0	0
Probation Violation	1	27	21	281
Public Intoxication (7.1-5-1-3)	1	1	1	1
Receiving Unidentified Property (35-43-7-5)	0	0	0	0
Reckless Driving (9-21-8-52)	0	0	0	2
Refusal to Aid Officer (35-44-3-7)	0	0	0	0
Refusal to Identify Self (34-28-5-3.5)	0	0	0	0
Selling, Distributing, Exhibiting Obscene Material (35-49-3-1)	0	0	0	0
Synthetic Drug	0	0	3	1
Taking Deer/Turkey (14-22-6-1)	0	0	0	0
Tattooing a Minor (35-42-2-7)	0	0	0	0
Torture, Kill, Mutilate an Animal (35-46-3-12)	0	0	0	0
Unauthorized Possession of Prescription (35-48-4-14)	0	0	0	0
Unlawful Entry of Motor Vehicle (35-43-4-2.7)	0	0	0	8
Unlawful Gambling (35-45-5-2)	0	0	0	0
Unlawful Use of Railroad Right of Way (8-3-15-3)	0	0	0	0
Vending Machine Vandalism (35-43-4-7)	0	0	0	0
Violation of Compulsory School Attendance Law (Truancy) (31-37-2-3)	0	0	0	3
Violation Home Detention	0	0	0	0
Violation Suspended Commitment to DOC	0	0	0	8
Voyeurism (35-45-4-5)	0	0	0	1
Welfare Fraud (35-45-5-7)	0	0	0	0
Sub-Total	6	41	47	459
GRAND TOTAL NUMBER OF OFFENSES	13	123	121	1,250

Source: SAS - mnthadm4_by_offense.pgm

Indiana Department of Correction
Table 17
Number of Juvenile Offenders by Most Serious Offense
Committed to the Indiana Department of Correction

September 2017

MOST SERIOUS OFFENSE (Citation Code)	THE NUMBER OF JUVENILES			
	This Month		This Calendar Year	
LEVEL I	Female	Male	Female	Male
Aggravated Battery (35-42-2-1.5)	0	0	1	3
Arson (35-43-1-1)	0	1	0	1
Battery (35-42-2-1)	0	2	5	27
Battery by Bodily Waste (35-42-2-6)	0	0	0	1
Burglary (35-43-2-1)	0	7	2	42
Carjacking (35-42-5-2)	0	0	0	0
Carrying Handgun w/o License (35-47-2-1)	0	2	0	6
Changing, Altering, Removing, Obliterating ID of Handgun (35-47-2-18)	0	1	0	2
Child Exploitation (35-42-4-4)	0	0	0	0
Child in Possession of Handgun (35-47-10-5)	0	2	2	13
Child Molesting (35-42-4-3)	0	2	0	17
Child Seduction (35-42-4-7)	0	0	0	0
Child Selling (35-46-1-4)	0	0	0	0
Child Solicitation (35-42-4-6)	0	0	0	0
Consumer Product Tampering (35-45-8-3)	0	0	0	0
Criminal Confinement (35-42-3-3)	0	0	2	3
Criminal Gang Intimidation (35-45-9-4)	0	0	0	0
Criminal Gang Recruitment	0	0	0	0
Criminal Deviate Conduct (35-42-4-2)	0	0	0	0
Criminal Recklessness (35-42-2-2)	0	2	0	7
Danger Possession Firearm	0	0	0	11
Dealing in a Sawed-Off Shotgun (35-47-5-4.1)	0	0	0	0
Distribution of a Destructive Device (IC 35-47.5-5-5)	0	0	0	0
Domestic Battery (35-42-2-1.3)	0	0	0	0
Driving While Intoxicated Resulting in Death (9-30-5-5)	0	0	1	0
False, Altering Handgun License (35-47-2-22)	0	0	0	1
False Application for Handgun (35-47-2-8)	0	0	0	0
Feticide (35-42-1-6)	0	0	0	0
Handgun, False Information (35-47-2-17)	0	0	0	0
Incest (35-46-1-3)	0	0	0	0
Interference with Custody (35-42-3-4)	0	0	0	0
Intimidation (35-45-2-1)	0	0	0	0
Involuntary Manslaughter (35-42-1-4)	0	0	0	0
Kidnapping (35-42-3-2)	0	0	0	0
Murder (35-42-1-1)	0	0	0	0
Neglect of a Dependent (35-46-1-4)	0	0	0	0
Operation of a Machine Gun/Hurling a Bomb (35-47-5-9)	0	0	0	0
Overpass Mischief (35-42-2-5)	0	0	0	0
Pointing a Firearm (35-47-4-3)	0	1	0	1
Possession of Firearm on School Property (35-47-9-2)	0	0	0	0
Possession of a Machine Gun or Bomb (35-47-5-9)	0	0	0	0
Rape (35-42-4-1)	0	0	0	2
Reckless Homicide (35-42-1-5)	0	0	0	0
Resisting Law Enforcement (35-44-3-3)	0	0	0	0
Robbery (35-42-5-1)	0	8	1	61

LEVEL I (Cont.)**THE NUMBER OF JUVENILES**

	This Month		This Calendar Year	
	Female	Male	Female	Male
Sell, Manufacture, Possess, Purchase Explosive (35-47-5-1)	0	0	0	0
Sell, Transfer, HIV Blood (35-42-1-7)	0	0	0	0
Selling, Transferring, Giving Handgun to Under 18 (35-47-2-7)	0	0	0	0
Sexual Battery (35-42-4-8)	0	1	0	6
Sexual Misconduct (35-44-1-5)	0	0	0	0
Sexual Misconduct with a Minor (35-42-4-9)	0	0	0	0
Stalking (35-45-10-5)	0	0	0	0
Strangulation (35-42-2-9)	0	0	1	2
Unlawful Delivery of Confiscated Firearm (35-47-3-4)	0	0	0	0
Unlawful Use of Body Armor (35-47-5-13)	0	0	0	0
Unlawful Use of Stun Gun (35-47-8-5)	0	0	0	0
Vicarious Sexual Gratification (35-42-4-5)	0	0	0	0
Voluntary Manslaughter (35-42-1-3)	0	0	0	1
Sub-Total	0	29	15	207

LEVEL II

Assisting a Criminal (35-44-3-2)	0	0	0	0
Chinese Throwing Star (35-47-5-12)	0	0	0	0
Criminal Gang Activity (35-45-9-3)	0	0	0	0
Criminal Recklessness (35-42-2-2)	0	0	0	1
Dealing Anabolic Steroid (16-42-19-27)	0	0	0	0
Dealing in a Schedule I, II, or III Controlled Substance (35-48-4-2)	0	0	0	1
Dealing in a Schedule IV Controlled Substance (35-48-4-3)	0	0	0	0
Dealing in a Schedule V Controlled Substance (35-48-4-4)	0	0	0	0
Dealing in a Substance Represented to be a Controlled Substance (35-48-4-4.5)	0	0	0	0
Dealing in Cocaine or Narcotic Drug (35-48-4-1)	0	0	0	1
Dealing in Marijuana, Hash Oil, or Hashish (35-48-4-10)	0	0	0	2
Dealing Methamphetamine (35-48-4-1.1)	0	0	0	2
Delivery of Weapon to Intoxicated Person (35-47-4-1)	0	0	0	0
Disarming Law Enforcement Officer (35-44.1-3-2)	0	0	1	0
Escape/Failure to Return to Lawful Detention (35-44-3-5)	0	1	2	13
Interference with Custody (35-42-3-4)	0	0	0	0
Intimidation (35-45-2-1)	0	1	1	13
Knife with Automatic Blade (35-47-5-2)	0	0	0	0
Loan Sharking (35-45-7-2)	0	0	0	0
Maintaining a Common Nuisance (35-48-4-13)	0	0	0	2
Manufacture, Distribution, Possession of a Substance Represented to be a Controlled Substance (35-48-4-4.6)	0	0	0	0
Neglect of a Dependent (35-46-1-4)	0	0	0	0
Possession of a Controlled Substance (35-48-4-7)	0	0	0	0
Possession of a Knife on School Property (35-47-5-2.5)	0	0	0	1
Poss precursors w/intent to manufacture etc. (35-48-4-14.5)	0	0	0	0
Promoting Prostitution (35-45-4-4)	0	0	0	0
Purchase, Possession or Sale of Stun Gun (35-47-8-5)	0	0	0	0
Resisting Law Enforcement (35-44-3-3)	1	1	1	9
Rioting with a Deadly Weapon (35-45-1-2)	0	0	0	0
Sale, Possession, Use of Legend Drug (16-42-19-27)	0	0	0	0
Sexual Misconduct with a Minor (35-42-4-9)	0	0	0	0
Stalking (35-45-10-5)	0	0	0	0
Trafficking with an Inmate (35-44-3-9)	0	0	0	1
Use of Stun Gun in Commission of a Crime (35-47-8-5)	0	0	0	0
Sub-Total	1	3	5	46

LEVEL III	THE NUMBER OF JUVENILES			
	This Month		This Calendar Year	
	Female	Male	Female	Male
Accident/Failure to Stop (9-26-1-8)	0	0	0	0
Accident, Property Damage with Injury (9-26-1-8)	0	0	0	0
Altering or Damaging Computer (35-43-1-4)	0	0	0	0
Auto Theft, Receiving Stolen Parts (35-43-4-2.5)	0	2	2	20
Battery (35-42-2-1)	2	0	11	28
Bestiality	0	0	0	0
Bribery (35-44-1-1)	0	0	0	0
Burglary (35-43-2-1)	0	0	0	0
Check Deception (35-43-5-5)	0	0	0	0
Check Fraud (35-43-5-12)	0	0	0	0
Child Exploitation (35-42-4-4)	0	0	0	0
Controlled Substance Registration (35-48-4-14)	0	0	0	0
Conversion (35-43-4-3)	0	1	1	5
Criminal Mischief (35-43-1-2)	1	1	2	10
Criminal Recklessness (35-42-2-2)	0	0	0	0
Criminal Trespass (35-43-2-2)	0	1	0	7
Dealing in Altered Property (35-43-4-2.3)	0	0	0	0
Dealing in Marijuana, Hash Oil, or Hashish (35-48-4-10)	0	0	0	2
Dealing in Paraphernalia (35-48-4-8.5)	0	0	0	0
Distribution of Material Harmful to Minor (35-49-3-3)	0	0	0	0
Escape/Failure to Return to Lawful Detention (35-44-3-5)	1	2	5	11
Failure to Appear (35-44-3-6)	0	0	0	0
False Reporting (35-44-2-2)	0	0	0	0
Forgery (35-43-5-2)	0	0	0	1
Fraud (35-43-5-4)	0	0	0	1
Fraud on Financial Institution (35-45-5-8)	0	0	0	0
Home Improvement Fraud (35-43-6-13)	0	0	0	0
Identity Deception (35-43-5-3.5)	0	0	0	0
Interference with Custody (35-42-3-4)	0	0	0	0
Interference with Reporting Crime (35-45-2-5)	0	0	0	0
Invasion of Privacy (35-46-1-15.1)	0	0	0	0
Kill Domestic Animal	0	0	0	0
Manufacture of Paraphernalia (35-48-4-8.1)	0	0	0	0
Nonsupport of Child (35-46-1-5)	0	0	0	0
Nonsupport of Spouse (35-46-1-6)	0	0	0	0
Obscene Performance (35-49-3-1)	0	0	0	0
Obstructing Fireman (35-44-3-8)	0	0	0	0
Obstructing Traffic (35-42-2-4)	0	0	0	0
Obstruction of Justice (35-44-3-4)	0	0	0	0
Operating Vehicle After Lifetime Forfeiture (9-30-10-17)	0	0	0	0
Operating Vehicle While Intoxicated (9-30-5-4)	0	0	0	0
Operating Vehicle While Intoxicated with Prior (9-30-5-3)	0	0	0	0

LEVEL III (Cont.)**THE NUMBER OF JUVENILES**

	This Month		This Calendar Year	
	Female	Male	Female	Male
Patronizing a Prostitute (35-45-4-3)	0	0	0	0
Perjury (35-44-2-1)	0	0	0	0
Possession of Cocaine or Narcotic Drug (35-48-4-6)	0	0	0	1
Possession of a Controlled Substance (35-48-4-7)	0	0	0	1
Possession of Marijuana, Hash Oil, or Hashish (35-48-4-11)	0	0	0	0
Possession of Methamphetamine (35-48-4-6.1)	0	0	0	0
Possession of Paraphernalia (35-48-4-8.3)	0	0	0	0
Possession/Use of Legend Drug (16-42-19-13)	0	0	1	0
Possession of a Syringe (16-42-19-18)	0	0	0	0
Professional Gambling (35-45-5-3)	0	0	0	0
Profiting from Adoption (35-46-1-9)	0	0	0	0
Promoting Professional Gambling (35-45-5-4)	0	0	0	0
Promoting Prostitution (35-45-4-4)	0	0	0	0
Prostitution (35-45-4-2)	0	0	0	0
Public Indecency (35-45-4-1)	0	0	0	0
Public Nudity (35-45-4-1.5)	0	0	0	1
Railroad Mischief (35-42-2-5.5)	0	0	0	0
Receiving Stolen Property (35-43-4-2)	0	0	1	3
Residential Entry (35-43-2-1.5)	0	0	0	2
Resisting Law Enforcement (35-44-3-3)	0	2	4	15
Rioting (35-45-1-2)	0	0	0	0
Sale, Possession, Use of Legend Drug (16-42-19-27)	0	0	0	0
Selling, Distributing, Exhibiting Obscene Material (35-49-3-1)	0	0	0	0
Stalking (35-45-10-5)	0	0	0	0
Theft (35-43-4-2)	2	2	6	38
Torture or Mutilation of Animal (35-46-3-12)	0	0	0	0
Trafficking with an Inmate (35-44-3-9)	0	0	0	0
Unauth Entry/Vehicle (35-43-4-2.7)	0	0	0	0
Unauthorized Possession of Prescription Form (35-48-4-14)	0	0	0	0
Voyeurism (35-45-4-5)	0	0	0	0
Welfare Fraud (35-43-5-7)	0	0	0	0
Sub-Total	6	11	33	146

LEVEL IV

Absence From Home Detention (35-38-2.5-10)	0	0	0	0
Accident/Failure to Stop (9-26-1-8)	0	0	0	0
Assisting a Criminal (35-44-3-2)	0	0	0	0
BEATS VERTEBR ANIMAL (35-46-3-12)	0	0	0	1
Check Deception (35-43-5-5)	0	0	0	0
Common Nuisance (35-48-4-13)	0	0	0	0
Computer Trespassing (35-43-2-3)	0	0	0	0
Counterfeiting a Driver's License (9-24-18-7)	0	0	0	0
Counterfeiting Auto Registration (9-18-2-42)	0	0	0	0
Curfew Violation (31-37-2-5)	0	0	0	0
Deception (35-43-5-3)	0	0	0	0
Disorderly Conduct (35-45-1-3)	0	0	1	4
Dissemination of Material Harmful to Minor (35-49-3-3)	0	0	0	0
Driving with Suspended License (9-24-19-2)	0	0	0	0
Exploitation of Dependent/Endangered Adult (35-46-1-12)	0	0	0	0
Failure to Appear (35-44-3-6)	0	0	0	0
Failure to Disclose Recruitment (35-46-4-4)	0	0	0	0
Failure to Respond to Summons (35-44-3-6.5)	0	0	0	0
False Auto Registration (9-18-2-44)	0	0	0	0
False Informing (35-44-2-2)	1	0	1	1
Flag Desecration (35-45-1-4)	0	0	0	0

LEVEL IV (Cont.)

THE NUMBER OF JUVENILES

	This Month		This Calendar Year	
	Female	Male	Female	Male
Glue Sniffing (35-46-6-2)	0	0	0	0
Habitual Disobedience of Parent, Guardian, or Custodian (Incorrigible) (31-37-2-4)	0	0	0	0
Harassment (35-45-2-2)	0	0	0	0
Home Improvement Fraud (35-43-6-12)	0	0	0	0
Illegal Consumption of Alcohol (7.1-5-7-7)	0	0	0	0
Illegal Possession of Alcohol (7.1-5-7-7)	0	0	0	0
Impairment of ID Number (35-43-7-4)	0	0	0	0
Interference with Custody (35-42-3-4)	0	0	0	0
Interfering with Law Enforcement Animal (35-46-3-11)	0	0	0	0
Invasion of Privacy (35-46-1-15.1)	0	0	0	0
Leaving Home w/o Permission of Parent, Guardian or Custodian (Runaway) (31-37-2-2)	0	0	0	0
Nitrous Oxide Distribution (35-46-6-3)	0	0	0	0
Obscene Performance (35-49-3-1)	0	0	0	0
Obstructing Medical Emergency (35-44-3-8.5)	0	0	0	0
Obstructing Traffic (35-42-2-4)	0	0	0	0
Operating Vehicle While Intoxicated (9-30-5-2)	0	0	0	0
Operating Vehicle While Intoxicated/Cntrl'd Sub (9-30-5-1)	0	0	0	0
Operating Vehicle w/o License (9-24-18-1)	0	0	0	0
Operating Vehicle w/o Proof of Financial (9-25-8-2)	0	0	0	0
Operating Vehicle w/o Registration/Plates (9-18-2-43)	0	0	0	0
Possession of Marijuana,Hash Oil, or Hashish (35-48-4-11)	0	0	2	11
Possession of Paraphernalia (35-48-4-8.3)	0	0	0	0
Possession of Substance Represented to be a Controlled Substance (35-48-4-4.6)	0	0	0	0
Possession, Purchase, Accepting Tobacco (35-46-1-10.5)	0	0	0	0
Probation Violation	0	0	0	0
Public Intoxication (7.1-5-1-3)	0	0	0	0
Receiving Unidentified Property (35-43-7-5)	0	0	0	0
Reckless Driving (9-21-8-52)	0	0	0	0
Refusal to Aid Officer (35-44-3-7)	0	0	0	0
Refusal to Identify Self (34-28-5-3.5)	0	0	0	0
Selling,Distributing,Exhibiting Obscene Material (35-49-3-1)	0	0	0	0
Synthetic Drug	0	0	0	0
Torture, Kill, Mutilate an Animal (35-46-3-12)	0	0	0	0
Unauthorized Possession of Prescription (35-48-4-14)	0	0	0	0
Unlawful Entry of Motor Vehicle (35-43-4-2.7)	0	0	0	1
Unlawful Gambling (35-45-5-2)	0	0	0	0
Unlawful Use of Railroad Right of Way (8-3-15-3)	0	0	0	0
Vending Machine Vandalism (35-43-4-7)	0	0	0	0
Violation of Compulsory School Attendance Law (Truancy) (31-37-2-3)	0	0	0	0
Violation Home Detention	0	0	0	0
Violation Suspended Commitment to DOC	0	0	0	0
Voyeurism (35-45-4-5)	0	0	0	1
Welfare Fraud (35-45-5-7)	0	0	0	0
NO SENTENCE DATA	0	0	0	0
Sub-Total	1	0	4	19
GRAND TOTAL NUMBER OF JUVENILES	8	43	57	418

Source: SAS - mnthadm4.mso

Indiana Department of Correction
Table 18
Juvenile Female New Commitments

<u>Month</u>	<u>2013</u>	<u>2014</u>	<u>2015</u>	<u>2016</u>	<u>2017</u>
January	18	10	3	6	2
February	13	9	8	10	5
March	11	7	4	11	6
April	13	15	10	9	2
May	13	11	12	4	6
June	13	8	6	11	7
July	20	14	5	4	8
August	23	10	10	4	5
September	6	5	13	7	8
October	10	8	0	5	
November	5	5	11	6	
December	<u>12</u>	<u>13</u>	<u>11</u>	<u>5</u>	
TOTALS	157	115	93	82	49

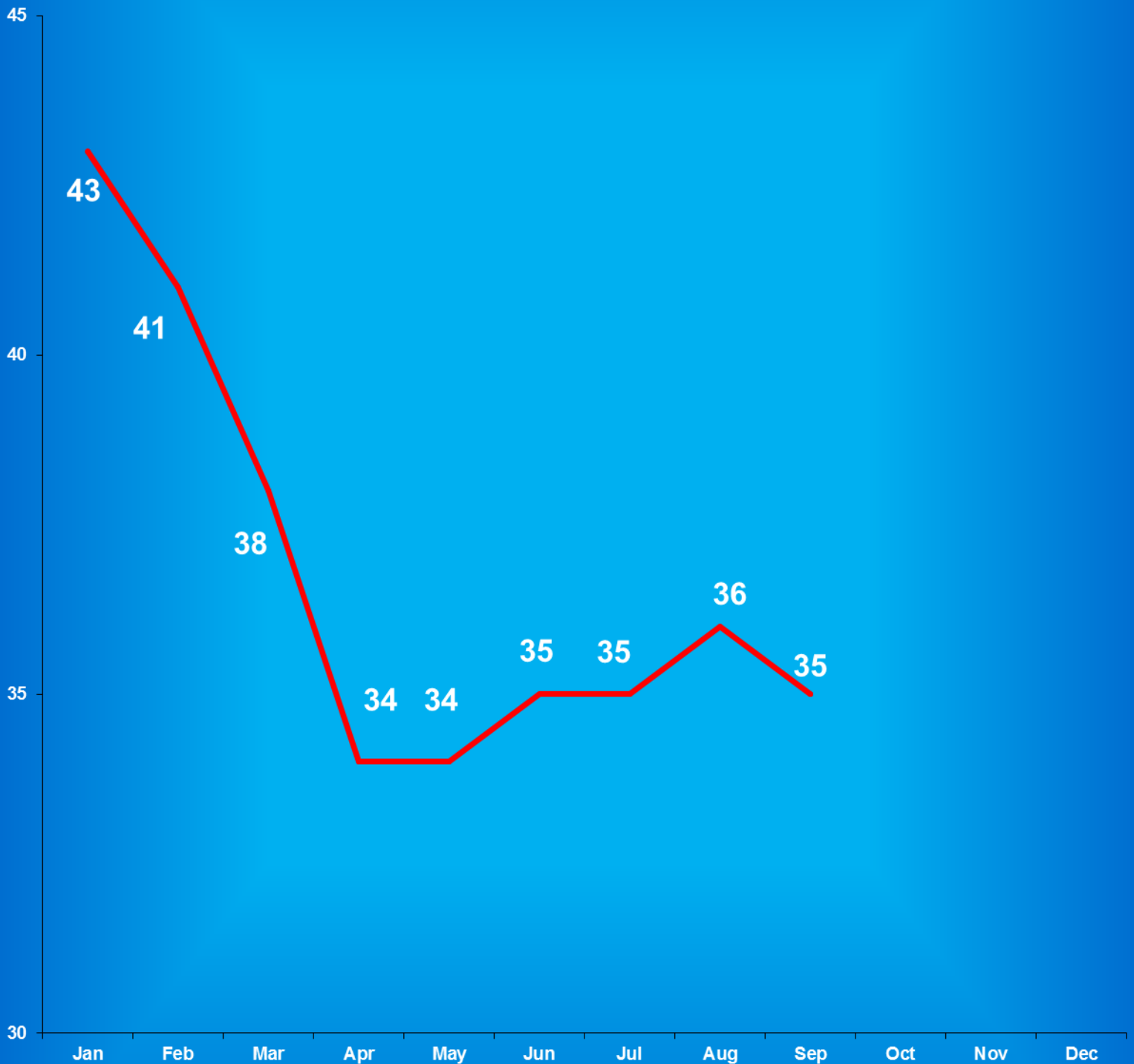
Source:

SAS - mnthadm4.pgm

Indiana Department of Correction

Graph G

Average Daily Juvenile Female Offender Populations
Calendar Year 2017



Indiana Department of Correction
Table 19
Juvenile Male New Commitments

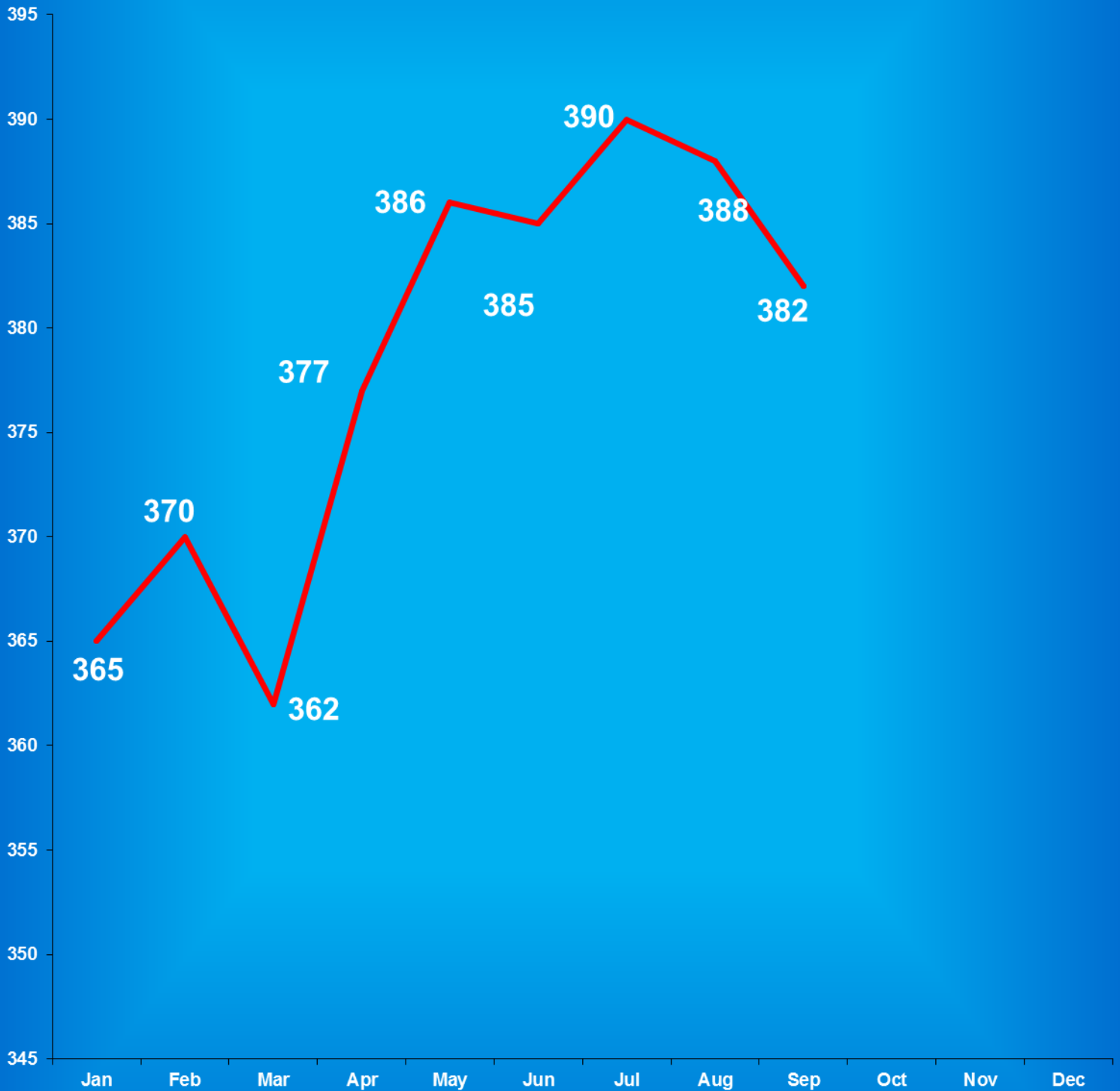
<u>Month</u>	<u>2013</u>	<u>2014</u>	<u>2015</u>	<u>2016</u>	<u>2017</u>
January	76	58	35	39	26
February	45	46	26	40	26
March	82	30	32	69	36
April	47	53	43	33	45
May	74	47	37	44	35
June	45	55	41	40	48
July	68	46	50	29	40
August	44	42	31	38	48
September	31	43	42	36	43
October	74	48	45	24	
November	59	40	41	28	
December	<u>40</u>	<u>40</u>	<u>40</u>	<u>30</u>	
TOTALS	685	548	463	450	347

Source:
SAS - mnthadm4.pgm

Indiana Department of Correction

Graph H

Average Daily Juvenile Male Offender Populations
Calendar Year 2017





Juvenile Reintegration Districts



District #8

District #6

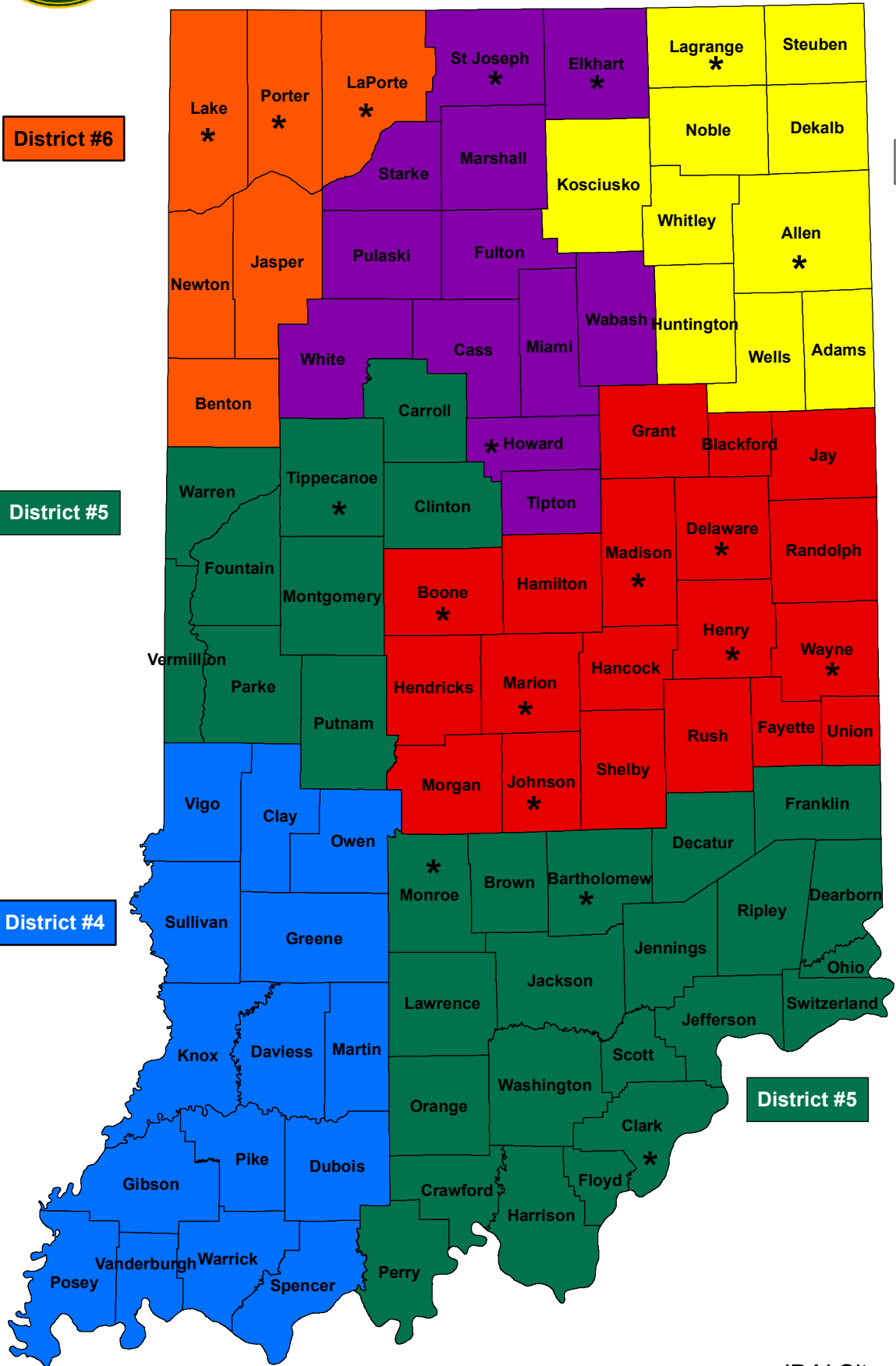
District #2

District #5

District #3

District #4

District #5



*JDAI Site

Indiana Department of Correction
Table 20
Juvenile Parole Caseload on October 01, 2017

<u>Juvenile Reintegration Districts</u>	Indiana Parolees		Other Jurisdiction		<u>Total</u>
	<u>Juvenile Male</u>	<u>Juvenile Female</u>	<u>Juvenile Male</u>	<u>Juvenile Female</u>	
<i>Interstate Compact (RD0)*</i>	1	1	5	0	7
	<u>District Supervision Breakdown as follows:</u>				
Juv Reintegration District 2	11	0	1	0	12
Juv Reintegration District 3	6	3	1	0	10
Juv Reintegration District 4	6	1	1	0	8
Juv Reintegration District 5	4	0	0	0	4
Juv Reintegration District 6	1	1	1	0	3
Juv Reintegration District 8	5	2	1	0	8
Total	34	8	5	0	47

Total Juvenile Parole Population on the First Day of Each Month

<u>Calendar Year 2017</u>	Indiana Parolees		Other Jurisdiction		<u>Total</u>
	<u>Juvenile Male</u>	<u>Juvenile Female</u>	<u>Juvenile Male</u>	<u>Juvenile Female</u>	
January	27	6	5	0	38
February	24	7	5	0	36
March	27	7	4	0	38
April	25	7	6	0	38
May	22	5	6	0	33
June	24	4	4	0	32
July	24	4	4	0	32
August	24	6	5	0	35
September	27	7	5	0	39
October	34	8	5	0	

** Includes Indiana parolees who are serving their parole in another state, as well as offenders from other States being supervised in Indiana (Interstate Compact)*

Sources: Juvenile Services
Parole Division
SAS - juvpar12.pgm

**Indiana Department of Correction
Indiana Government Center South, Room E334
302 W. Washington Street
Indianapolis, IN 46204**

**Prepared by:
Joshua Ross, Research Analyst
(317) 233-3432
josross@idoc.IN.gov**

This report and previous reports may be found at:

<http://www.in.gov/idoc/2376.htm>



CHANGING LIVES

The graphic features the words "CHANGING" and "LIVES" in a large, bold, blue sans-serif font. The letter "I" in "CHANGING" is replaced by a solid blue silhouette of the state of Indiana. Below the word "CHANGING" is the official seal of the Indiana Department of Correction. The seal is circular with a gold border and contains the text "INDIANA" at the top, "DEPARTMENT OF CORRECTION" at the bottom, and "EMPLOYEES EFFICIENCY EFFECTIVENESS" in the center. The background of the seal features a stylized American flag with stars and stripes.

The Indiana Department of Correction advances public safety and successful re-entry through dynamic supervision, programming, and partnerships.