


# Indiana Department of Correction

## Division of Research & Technology



## Offender Population Statistical Report

### - June 2018 -

Rob Carter, Commissioner

**Indiana Department of Correction  
Indiana Government Center South, Room E334  
302 W. Washington Street  
Indianapolis, IN 46204**

**Prepared by:  
Joshua Ross, Research Analyst  
(317) 233-3432  
josross@idoc.in.gov**

**This report and previous reports may be found at:**

**<http://www.in.gov/idoc/2376.htm>**



## Definitions

For the purpose of this report, the following definitions apply:

**Admission** – The means by which an offender enters the custody or jurisdiction of the Indiana Department of Correction. For this report, with the exception of the return of an escapee, this does not include a return from a temporary absence.

**Average Daily Population** – The sum of the daily beginning counts for a month, divided by that month's number of daily beginning counts.

**Beginning Count** – The number of offenders physically present at the beginning of the day (ie, 0000:01 hours).

**Class A Felony** – An offense whereby a person convicted of this felony shall be imprisoned for a fixed term of thirty years, with not more than twenty years added for aggravating circumstances, or not more than ten years subtracted for mitigating circumstances.

**Class B Felony** – An offense whereby a person convicted of this felony shall be imprisoned for a fixed term of ten years, with not more than ten years added for aggravating circumstances, or not more than four years subtracted for mitigating circumstances.

**Class C Felony** – An offense whereby a person convicted of this felony shall be imprisoned for a fixed term of four years, with not more than four years added for aggravating circumstances, or not more than two years subtracted for mitigating circumstances.

**Class D Felony** – An offense whereby a person convicted of this felony shall be imprisoned for a fixed term of one and one-half years, with not more than one and one-half years added for aggravating circumstances, or not more than one year subtracted for mitigating circumstances.

**Class 1 Felony** – An offense whereby a person convicted of this felony shall be imprisoned with a sentence range of 20-40 years, with not more than twenty years added as a habitual offender enhancement.

**Class 2 Felony** – An offense whereby a person convicted of this felony shall be imprisoned with a sentence range of 10-30 years, with not more than twenty years added as a habitual offender enhancement.

**Class 3 Felony** – An offense whereby a person convicted of this felony shall be imprisoned with a sentence range of 3-16 years, with not more than twenty years added as a habitual offender enhancement.

**Class 4 Felony** – An offense whereby a person convicted of this felony shall be imprisoned with a sentence range of 2-12 years, with not more than twenty years added as a habitual offender enhancement.

**Class 5 Felony** – An offense whereby a person convicted of this felony shall be imprisoned with a sentence range of 1-6 years, with not more than six years added as a habitual offender enhancement.

**Class 6 Felony** – An offense whereby a person convicted of this felony shall be imprisoned with a sentence range of 0.5-2.5 years, with not more than six years added as a habitual offender enhancement.

**Contracted Beds** - Those offenders who have been committed to the Indiana Department of Correction, but are housed in a local work release facility under contract of a 3rd party provider.

**County Jail "Back-ups" (Jail Bed Count)** – Those offenders who have been committed to the Indiana Department of Correction, but are housed in a county jail until they can be transferred to a Department of Correction intake facility. The county receives \$35.00 per day, per offender, to house these offenders.

**Ending Count** – The number of offenders physically present at the end of the day (ie, 2400:00 hours).

**Felon** – A person convicted in any jurisdiction who might have been imprisoned for more than one year.

**Murder** - An offense whereby a person convicted of this felony shall be imprisoned for a fixed term of fifty-five years, with not more than ten years added for aggravating circumstances, or not more than ten years subtracted for mitigating circumstances.

## Definitions Continued

**Operational Capacity** – The total bed capacity of the facility. The capacity of a facility is the number of beds authorized for safe and efficient operation of the facility.

**Pre-Dispositional** – An individual ordered by the Court to the Indiana Department of Correction for evaluation prior to sentencing.

**Release** – The means by which an offender leaves the custody or jurisdiction of the Indiana Department of Correction. For this report, with the exception of an escape, this does not include a temporary absence.

**Safekeeper** – An individual whom the Court has determined to be in imminent danger of serious bodily injury or death, or who represents a substantial threat to the safety of others, and whom the Court has ordered to the Indiana Department of Correction for custody and security control.

**Maximum Level Facilities** – Maximum security facilities have very restrictive security measures and housing is celled space.

**Medium Level Facilities** – Medium security facilities have moderate degree of security measures and housing consists of dormitories and celled space.

**Minimum Level Facilities** – Minimum Security Facilities have the least restrictive security measures and housing is dormitory style. Also included as minimum security are work release program offenders who leave the facility for outside employment but return nightly.

**Intake Facilities** – Intake facilities are designated to receive newly committed adult offenders. During the intake process each offender is evaluated through interviews, reports and diagnostic tests. This evaluation forms the basis of the offenders' facility and program assignment.

**Secure Housing Units** – Denotes maximum control with the most restrictive security measures in place.

**Vacancy** – The number of beds available for assignment.

**Juvenile Diagnostic/Walkthrough** – A Juvenile court can order a youth to the Department of Correction to be temporarily committed for not more than 14 days (excluding Saturdays, Sundays and Legal holidays) for the purpose of an evaluation. The youth must be adjudicated delinquent and the order has to be prior to disposition. The department will send a report to the court of the written findings.

## **Indiana Department of Correction Population Summary**

- There were 24,115 adult male offenders (including 257 county jail “back-ups” and 64 in contracted beds) on July 01, 2018. This population is 2% below operational bed capacity for general population.
- There were 2,514 adult female offenders (including 43 county jail “back-ups” and 24 in contracted beds) on July 01, 2018. This population is 8% below the operational bed capacity.
- There were 379 juvenile male offenders in the Department’s facilities on July 01, 2018. This population is 47% below the operational bed capacity.
- There were 29 juvenile female offenders in the Department’s facilities on July 01, 2018. This population is 51% below the operational bed capacity.
- There were 6,108 adult males on parole in Indiana (5,611 Indiana parolees and 497 other jurisdiction parolees) on July 01, 2018.
- There were 655 adult females on parole in Indiana (602 Indiana parolees and 53 other jurisdiction parolees) on July 01, 2018.
- There were 924 adults admitted to IDOC (811 male and 113 female) and 923 adults released from IDOC (788 male and 135 female) in June 2018.
- There were 37 juveniles admitted to IDOC (34 male and 3 female) and 66 juveniles released from IDOC (52 male and 14 female) in June 2018.

**Indiana Department of Correction  
Human Resource Report**

**June 30, 2018**

**ADULT FACILITIES**

Facility	Total Staff*	Custody Staff	Non-Custody	Vacancies	Hires - Rehires	Retired - Terminated	Inter-Agency		Contract/Vendor		
							In	Out	Aramark	Health	Education
Branchville Correctional Facility	253	180	73	21	9	10	0	0	10	32	7.0
Chain O'Lakes Correctional Facility	28	21	7	2	0	0	0	0	4	3	0.0
Correctional Industrial Facility	310	241	69	60	10	8	0	0	16	27	4.3
Edinburgh Correctional Facility	63	50	13	8	2	3	0	0	7	6	0.0
Indiana State Prison/Lakeside	487	380	107	82	22	19	0	0	24	41	5.0
Indiana Women's Prison	188	131	57	8	17	4	0	0	5	24	4.8
Madison Correctional Facility	183	125	58	71	0	5	0	0	6	24	5.0
Miami Correctional Facility	486	376	110	70	31	18	0	0	36	58	11.0
New Castle Correctional Facility**	422	285	137	109	0	0	0	0	31	53	19.0
Pendleton Correctional Facility	434	314	120	88	3	12	0	0	17	48	1.8
Plainfield Correctional Facility	338	251	87	55	15	7	0	0	31	41	10.0
Putnamville Correctional Facility	454	336	118	70	9	19	1	1	22	41	11.0
Reception-Diagnostic Center	204	157	47	44	4	5	1	0	0	33	0.0
Rockville Correctional Facility	220	154	66	46	4	5	0	0	12	37	8.0
South Bend Comm. Re-Entry Center	35	25	10	7	0	1	0	0	4	2	0.0
Heritage Trail DOC Staff	16	0	16	7	0	0	0	0	0	12	10.0
Heritage Trail GEO Staff**	138	96	42	12	0	0	0	0	2	11	0.0
Wabash Valley Correctional Facility	598	472	126	49	8	9	1	0	29	52	7.0
Westville Correctional Facility	631	471	160	140	12	16	2	0	43	71	13.5
<b>Total</b>	<b>5,488</b>	<b>4,065</b>	<b>1,423</b>	<b>949</b>	<b>146</b>	<b>141</b>	<b>5</b>	<b>1</b>	<b>299</b>	<b>616</b>	<b>117.4</b>

**JUVENILE FACILITIES**

Facility	Total Staff*	Custody Staff	Non-Custody	Vacancies	Hires - Rehires	Retired - Terminated	Inter-Agency		Contract/Vendor		
							In	Out	Aramark	Health	Education
Camp Summit	60	42	18	5	0	0	0	0	4	6	2.0
Logansport Intake/North Central	161	111	50	27	4	9	1	1	8	16	3.0
Pendleton Juvenile Correctional	241	165	76	52	10	7	0	0	5	16	4.0
<b>Total</b>	<b>462</b>	<b>318</b>	<b>144</b>	<b>84</b>	<b>14</b>	<b>16</b>	<b>1</b>	<b>1</b>	<b>17</b>	<b>38</b>	<b>9.0</b>

**ADMINISTRATIVE**

Central Office***	<b>Total</b>	538	183	355	38	6	2	1	1	0	0	1.5
-------------------	--------------	-----	-----	-----	----	---	---	---	---	---	---	-----

**TOTALS**

<b>STATE EMPLOYEE TOTAL</b>	<b>5,928</b>	<b>4,185</b>	<b>1,743</b>	<b>950</b>	<b>166</b>	<b>159</b>	<b>7</b>	<b>3</b>	<b>0</b>	<b>0</b>	<b>0</b>
<b>CONTRACT EMPLOYEE TOTAL</b>	<b>1,658</b>	<b>381</b>	<b>1,277</b>	<b>121</b>	<b>0</b>	<b>0</b>	<b>0</b>	<b>0</b>	<b>316</b>	<b>654</b>	<b>128</b>
<b>GRAND TOTAL</b>	<b>7,586</b>	<b>4,566</b>	<b>3,020</b>	<b>1,071</b>	<b>166</b>	<b>159</b>	<b>7</b>	<b>3</b>	<b>316</b>	<b>654</b>	<b>128</b>

\* Total Active Staff does not include those on disability, suspension, or leave with pay.

\*\* New Castle Correctional Facility and Heritage Trail are privately contracted institutions. Their hire/rehire and termination/reire data is not provided to DOC.

\*\*\* Includes Technology Services Division, PEN Products, Staff Development and Training, and the Parole Division (counted as Custody Staff)

Note: Total staff, custody staff, non-custody staff, and vacancy data are as of the end of the month.

Hires and re-hires, retirements and terminations, intra-agency transfer in and transfer out are the total number of actions for the month.

Source: DOC Human Resource



# Offender Statistics



**Indiana Department of Correction**  
**Table 1**  
**Offender Population & Vacancy Numbers, by Facility Security Level**  
**July 2, 2018**

**Minimum Security - Adult MALE**

	<b>June Ending Count</b>	<b>General Population Vacancies</b>	<b>Programs &amp; Treatment Vacancies</b>	<b>Segregation &amp; Infirmery Vacancies</b>	<b>Down Beds</b>	<b>Held Beds</b>
Chain O'Lakes	114	8	0	0	0	1
Edinburgh	334	9	0	0	0	1
Miami - MCA	196	7	0	0	0	1
New Castle - NCA	192	12	0	0	0	0
Pendleton - IRO	210	5	0	0	0	5
Westville - WCA	328	25	1	0	14	11
Wabash Valley - WVA	187	10	0	0	0	1
<b>Total</b>	<b>1,561</b>	<b>76</b>	<b>1</b>	<b>0</b>	<b>14</b>	<b>20</b>

**Re-Entry & Work Release - Adult MALE**

Bartholomew Co. Re-Entry	3	17	0	0	0	0
Chain O'Lakes Re-Entry	11	6	0	0	0	0
Duvall Center Re-Entry	5	35	0	0	0	0
Lake Co. Re-Entry	1	9	0	0	0	0
South Bend Re-Entry	153	19	0	0	0	0
VOA/Hope Hall Re-Entry	20	0	0	0	0	0
Starke Co. PI - TC	35	0	13	0	0	0
<b>Total</b>	<b>228</b>	<b>86</b>	<b>13</b>	<b>0</b>	<b>0</b>	<b>0</b>

**Medium Security - Adult MALE**

	<b>June Ending Count</b>	<b>General Population Vacancies</b>	<b>Programs &amp; Treatment Vacancies</b>	<b>Segregation &amp; Infirmery Vacancies</b>	<b>Down Beds</b>	<b>Held Beds</b>
Branchville	1,321	71	89	4	0	0
Correctional Industrial	1,419	41	6	2	0	7
Indiana State Prison ISO	329	53	0	0	2	1
Plainfield	1,514	23	5	2	150	2
Putnamville	2,147	39	0	1	323	0
Heritage Trail	851	14	0	0	0	3
Westville	2,438	45	75	56	314	13
New Castle	2,367	18	4	30	0	12
<b>Total</b>	<b>12,386</b>	<b>304</b>	<b>179</b>	<b>95</b>	<b>789</b>	<b>38</b>



Table 1 (Cont.)

<b>Maximum Security - Adult MALE</b>
--------------------------------------

	June Ending Count	General Population Vacancies	Programs & Treatment Vacancies	Segregation & Infirmery Vacancies	Down Beds	Held Beds
Miami	2,879	61	8	4	23	9
Indiana State Prison	1,989	26	26	8	3	15
Pendleton	1,416	9	7	2	5	10
Pendleton Treatment Unit	167	0	39	0	8	0
ISR Secure Housing Unit	66	0	0	2	1	0
Reception Diag. Center	649	11	0	0	35	0
New Castle Annex	430	15	0	20	19	2
New Castle Mental Health	123	0	3	0	1	1
WCU Secure Housing Unit	100	0	0	5	3	2
Wabash Valley	1,687	9	48	4	26	11
WVS Secure Housing Unit	177	0	0	13	26	0
<b>Total</b>	<b>9,683</b>	<b>131</b>	<b>131</b>	<b>58</b>	<b>150</b>	<b>50</b>

<b>Minumum Security &amp; Re-Entry - Adult FEMALE</b>
---

	June Ending Count	General Population Vacancies	Programs & Treatment Vacancies	Segregation & Infirmery Vacancies	Down Beds	Held Beds
Madison	650	56	0	0	0	0
Jefferson Co. Re-Entry	41	24	0	0	0	1
Crane House	22	23	0	0	0	0
Lake Co. Re-Entry	1	9	0	0	0	0
VOA/Evansville/Female	1	4	0	0	0	0
<b>Total</b>	<b>715</b>	<b>116</b>	<b>0</b>	<b>0</b>	<b>0</b>	<b>1</b>

<b>Medium Security - Adult FEMALE</b>
---------------------------------------

Rockville	984	18	34	11	0	0
<b>Total</b>	<b>984</b>	<b>18</b>	<b>34</b>	<b>11</b>	<b>0</b>	<b>0</b>

<b>Maximum Security - Adult FEMALE</b>
--

Women's Prison	625	30	14	2	48	8
Rockville Intake	147	69	0	0	0	0
<b>Total</b>	<b>772</b>	<b>99</b>	<b>14</b>	<b>2</b>	<b>48</b>	<b>8</b>

<b>JAIL BED COUNT</b>
-----------------------

Adult Male	257	N/A	N/A	N/A	N/A	N/A
Adult Female	43	N/A	N/A	N/A	N/A	N/A
<b>Total</b>	<b>300</b>					

Table 1 (Cont.)

<b>JUVENILE OFFENDERS</b>
---------------------------

**Juvenile Male**

	June Ending Count	General Population Vacancies	Programs & Treatment Vacancies	Segregation & Infirmery Vacancies	Down Beds	Held Beds
Logansport Juvenile Intake/Diagnostic Facility	16	68	0	8	0	0
North Central Juvenile Correctional Facility	131	43	0	0	0	0
Pendleton Juvenile Correctional Facility	232	146	0	8	0	5
<b>Total</b>	<b>379</b>	<b>257</b>	<b>0</b>	<b>16</b>	<b>0</b>	<b>5</b>

**Juvenile Female**

LaPorte Juvenile Correctional Facility	29	30	0	3	0	0
--	----	----	---	---	---	---

<b>TOTALS</b>
---------------

	June Ending Count	General Population Vacancies	Programs & Treatment Vacancies	Segregation & Infirmery Vacancies	Down Beds	Held Beds
GRAND TOTAL FOR ALL ADULT MALES (Includes Jail Bed Count and Contracted Beds)	24,115	597	324	153	953	108
TOTAL FOR ADULT MALES IDOC FACILITIES ONLY	23,794	536	311	153	953	108
GRAND TOTAL FOR ALL ADULT FEMALES (Includes Jail Bed Count and Contracted Beds)	2,514	233	48	13	48	9
TOTAL FOR ADULT FEMALES IDOC FACILITIES ONLY	2,447	173	48	13	48	8
TOTAL FOR JUVENILE MALES	379	257	0	16	0	5
TOTAL FOR JUVENILE FEMALES	29	30	0	3	0	0
<b>GRAND TOTAL FOR THE DEPARTMENT</b> (Includes Jail Bed Count and Contracted Beds)	<b>27,037</b>	<b>1,117</b>	<b>372</b>	<b>185</b>	<b>1,001</b>	<b>122</b>
<b>GRAND TOTAL FOR THE DEPARTMENT</b> (Excludes Jail Bed Count and Contracted Beds)	<b>26,649</b>	<b>996</b>	<b>359</b>	<b>185</b>	<b>1,001</b>	<b>121</b>

Sources: Planning Division Facility Body Count Report  
 Planning Division Juvenile Daily Count Report  
 OIS - Jail Bed Count  
 Operational Support Services - Vacancy Report

**Indiana Department of Correction**  
**Table 2**  
**Operational Capacity Compared to Population, by Facility**  
**July 2, 2018**

<b>Minimum Security - Adult MALE</b>					
--------------------------------------	--	--	--	--	--

	May	Jun	Jun	Jun	Percent +/-
	Operational	Operational	Adjusted	Ending	Capacity
	Capacity	Capacity	Operational	Count	Capacity
			Capacity*		
Chain O'Lakes	129	123	122	114	-7%
Edinburgh	344	344	343	334	-3%
Miami - MCA	204	204	203	196	-3%
New Castle - NCA	204	204	204	192	-6%
Pendleton - IRO	220	220	215	210	-2%
Westville - WCA	379	379	353	328	-7%
Wabash Valley - WVA	198	198	197	187	-5%
<b>Total</b>	<b>1,678</b>	<b>1,672</b>	<b>1,637</b>	<b>1,561</b>	<b>-5%</b>

<b>Re-Entry &amp; Work Release - Adult MALE</b>					
---	--	--	--	--	--

Bartholomew Co. Re-Entry	10	20	20	3	-85%
Chain O'Lakes Re-Entry	7	17	17	11	-35%
Duval Center Re-Entry	40	40	40	5	-88%
Lake Co. Re-Entry	10	10	10	1	-90%
South Bend Re-Entry	172	172	172	153	-11%
VOA/Hope Hall Re-Entry	20	20	20	20	0%
Starke Co. PI - TC	<u>48</u>	48	35	35	<u>0%</u>
<b>Total</b>	<b>307</b>	<b>327</b>	<b>314</b>	<b>228</b>	<b>-27%</b>

<b>Medium Security - Adult MALE</b>					
-------------------------------------	--	--	--	--	--

Branchville	1,485	1,485	1,392	1,321	-5%
Correctional Industrial	1,449	1,475	1,460	1,419	-3%
Indiana State Prison ISO	385	385	382	329	-14%
Plainfield	1,696	1,696	1,537	1,514	-1%
Putnamville	2,510	2,510	2,186	2,147	-2%
Heritage Trail	868	868	865	851	-2%
Westville	2,941	2,941	2,483	2,438	-2%
New Castle	<u>2,431</u>	<u>2,431</u>	<u>2,385</u>	<u>2,367</u>	<u>-1%</u>
<b>Total</b>	<b>13,765</b>	<b>13,791</b>	<b>12,690</b>	<b>12,386</b>	<b>-2%</b>

Table 2 (Cont.)

<b>Maximum Security - Adult MALE</b>					
	May	Jun	Jun	Jun	Percent +/-
	Operational	Operational	Adjusted	Ending	
	Capacity	Capacity	Operational	Count	Capacity
			Capacity*		
Miami	2,984	2,984	2,940	2,879	-2%
Indiana State Prison	2,067	2,067	2,015	1,989	-1%
Pendleton	1,449	1,449	1,425	1,416	-1%
Pendleton Treatment Unit	214	214	167	167	0%
ISR Secure Housing Unit	69	69	66	66	0%
Reception Diag. Center	695	695	660	649	-2%
New Castle Annex	486	486	445	430	-3%
New Castle Mental Health	128	128	123	123	0%
WCU Secure Housing Unit	110	110	100	100	0%
Wabash Valley	1,785	1,785	1,696	1,687	-1%
WVS Secure Housing Unit	<u>216</u>	<u>216</u>	177	177	<u>0%</u>
<b>Total</b>	<b>10,203</b>	<b>10,203</b>	<b>9,814</b>	<b>9,683</b>	<b>-1%</b>

<b>Minumum Security &amp; Re-Entry - Adult FEMALE</b>					
Madison	706	706	706	650	-8%
Jefferson Co. Re-Entry	66	66	65	41	-37%
Crane House	45	45	45	22	-51%
Lake Co. Re-Entry	10	10	10	1	-90%
VOA/Evansville/Female	<u>5</u>	<u>5</u>	5	1	-80%
<b>Total</b>	<b>832</b>	<b>832</b>	<b>831</b>	<b>715</b>	<b>-14%</b>

<b>Medium Security - Adult FEMALE</b>					
Rockville	<u>1,047</u>	<u>1,047</u>	<u>1002</u>	984	-2%
<b>Total</b>	<b>1,047</b>	<b>1,047</b>	<b>1,002</b>	<b>984</b>	<b>-2%</b>

<b>Maximum Security - Adult FEMALE</b>					
Women's Prison	727	727	655	625	-5%
Rockville Intake	<u>216</u>	<u>216</u>	216	147	-32%
<b>Total</b>	<b>943</b>	<b>943</b>	<b>871</b>	<b>772</b>	<b>-11%</b>

<b>JAIL BED COUNT**</b>					
Adult Male	181	257	257	257	0%
Adult Female	<u>27</u>	<u>43</u>	<u>43</u>	<u>43</u>	<u>0%</u>
<b>Total</b>	<b>208</b>	<b>300</b>	<b>300</b>	<b>300</b>	<b>0%</b>

<b>JUVENILE OFFENDERS</b>					
	<b>Juvenile Male</b>				
Logansport Juvenile Intake/Diagnostic Facility	92	92	84	16	-81%
North Central Juvenile Correctional Facility	174	174	174	131	-25%
Pendleton Juvenile Correctional Facility	<u>391</u>	<u>391</u>	378	232	<u>-39%</u>
<b>Total</b>	<b>657</b>	<b>657</b>	<b>718</b>	<b>379</b>	<b>-47%</b>

### Juvenile Female

	May	Jun	Jun	Jun	Percent +/-
	Operational	Operational	Adjusted	Ending	Capacity
	Capacity	Capacity	Capacity*	Count	Capacity
LaPorte Juvenile Correctional Facility	62	62	59	29	-51%

<b>TOTALS</b>					
	May	Jun	Jun	Jun	Percent +/-
	Operational	Operational	Adjusted	Ending	Capacity
	Capacity	Capacity	Capacity*	Count	Capacity
GRAND TOTAL FOR ALL ADULT MALES (Includes Jail Bed Count and Contracted Beds)	26,171	26,250	24,712	24,115	-2%
TOTAL FOR ADULT MALES IDOC FACILITIES ONLY	25,825	25,845	24,330	23,794	-2%
GRAND TOTAL FOR ALL ADULT FEMALES (Includes Jail Bed Count and Contracted Beds)	2,745	2,865	2,747	2,514	-8%
TOTAL FOR ADULT FEMALES IDOC FACILITIES ONLY	2,622	2,762	2,644	2,447	-7%
TOTAL FOR JUVENILE MALES	657	657	718	379	-47%
TOTAL FOR JUVENILE FEMALES	62	62	59	29	-51%
<b>GRAND TOTAL FOR THE DEPARTMENT</b> <b>(Includes Jail Bed Count** and Contracted Beds)</b>	<b>29,635</b>	<b>29,834</b>	<b>28,236</b>	<b>27,037</b>	<b>-4%</b>
<b>GRAND TOTAL FOR THE DEPARTMENT</b> <b>(Excludes Jail Bed Count and Contracted Beds)</b>	<b>29,166</b>	<b>29,326</b>	<b>27,751</b>	<b>26,649</b>	<b>-4%</b>

\*Adjusted Operational Capacity includes Intake Beds and excludes Down, Held, and Segregation/Infirmary, and Program/Treatment Hold Beds.

\*\*Jail Bed Counts - IDOC offender Jail Bed holding is demand-based, therefore Jail Bed Percent Capacity is always 0%. Jail Bed Operational Capacity is determined by each county's availability and fluctuates from month to month.

Sources: Planning Division Facility Body Count Report  
 Planning Division Juvenile Daily Count Report  
 OIS - Jail Bed Count  
 Operational Support Services - Vacancy Report

**Indiana Department of Correction**  
**Table 3**  
**Facility Population on the First Day of Each Month**  
**(Excludes County Jail "Back-ups" & Contracted Beds)**

<b><u>2017</u></b>	<b><u>Adult</u></b> <b><u>Male</u></b>	<b><u>Adult</u></b> <b><u>Female</u></b>	<b><u>Juvenile</u></b> <b><u>Male</u></b>	<b><u>Juvenile</u></b> <b><u>Female</u></b>	<b><u>Total</u></b>
January	22,939	2,106	364	45	25,454
February	22,847	2,132	359	39	25,377
March	22,893	2,142	352	38	25,425
April	23,034	2,150	368	37	25,589
May	22,982	2,164	385	35	25,566
June	23,001	2,207	378	36	25,622
July	23,056	2,216	402	38	25,712
August	23,101	2,224	391	36	25,752
September	23,231	2,292	385	35	25,943
October	23,379	2,305	382	36	26,102
November	23,290	2,331	357	33	26,011
December	23,583	2,315	369	38	26,305
<b><u>2018</u></b>	<b><u>Adult</u></b> <b><u>Male</u></b>	<b><u>Adult</u></b> <b><u>Female</u></b>	<b><u>Juvenile</u></b> <b><u>Male</u></b>	<b><u>Juvenile</u></b> <b><u>Female</u></b>	<b><u>Total</u></b>
January	23,290	2,345	354	40	26,029
February	23,273	2,356	372	47	26,048
March	23,364	2,395	394	45	26,198
April	23,505	2,414	395	48	26,362
May	23,506	2,443	387	43	26,379
June	23,719	2,466	394	40	26,619
July	23,794	2,447	379	29	26,649

Source: Research Division Juvenile Daily Count Report

**Indiana Department of Correction**  
**Table 4**  
**Parole Caseload on July 01, 2018**

<u>Parole District</u>	<b>Indiana Parolees</b>		<b>Other Jurisdiction</b>		<u>Total</u>
	<u>Adult Male</u>	<u>Adult Female</u>	<u>Adult Male</u>	<u>Adult Female</u>	
	<i>Interstate Compact (PD0)*</i>	435	52	497	
	<b><u>District Supervision Breakdown as follows:</u></b>				
Re-Entry Parole (PD1)	334	53	36	5	428
Fort Wayne (PD2)	654	78	50	2	784
Indianapolis (PD3)	1388	123	87	6	1,604
Evansville (P4A)	393	27	42	5	467
Terre Haute (P4B)	474	47	29	4	554
Bloomington (PD5)	277	26	27	2	332
Gary (PD6)	503	31	72	8	614
New Castle (PD7)	587	90	37	3	717
South Bend (PD8)	699	61	78	10	848
Madison (PD9)	302	66	39	8	415
<b>Total</b>	<b>6,046</b>	<b>654</b>	<b>497</b>	<b>53</b>	<b>7,250</b>

**Total Parole Population on the First Day of Each Month**

<u>Calendar Year 2018</u>	<b>Indiana Parolees</b>		<b>Other Jurisdiction</b>		<u>Total</u>
	<u>Adult Male</u>	<u>Adult Female</u>	<u>Adult Male</u>	<u>Adult Female</u>	
	January	6,398	686	482	
February	6,398	686	513	58	7,655
March	6,327	687	514	55	7,583
April	6,288	678	490	52	7,508
May	6,225	654	494	58	7,431
June	6,122	652	510	56	7,340
July	6,046	654	497	53	7,250

\* Includes Indiana parolees who are serving their parole in another state, as well as offenders from other States being supervised in Indiana (Interstate Compact)

Sources: Juvenile Services  
Parole Division



# Adult Offender Statistics





**Indiana Department of Correction**  
**Table 5**  
**Monthly Admissions and Releases- Adult Offenders**  
(Includes County Jail "Back-ups" & Contracted Beds)  
**June 2018**

<b>Admissions</b>	<b>Male</b>	<b>Female</b>	<b>Total</b>
New Commitments	324	57	381
Parole Violators - New Commits	25	0	25
Parole Violators - Technical	184	13	197
Unsentenced (Safekeepers)	4	0	4
Return from Esc - Sec/NonSec Facility	0	0	0
Return from Escape - Non-Secure Facility	1	0	1
Return from Escape - CTP Absconds	0	0	0
Court Supervision Violators - New Commits	98	12	110
Court Supervision Violators - Technical	151	29	180
Return from CTP - New Commits	0	0	0
Return from CTP - Technical	16	2	18
Unknown (Missing Data)	8	0	8
<b>Total Admissions</b>	<b>811</b>	<b>113</b>	<b>924</b>

<b>Releases</b>	<b>Male</b>	<b>Female</b>	<b>Total</b>
Parole	418	50	468
Probation	205	47	252
Escape Secure Facility	0	0	0
Walk-Away - Non-Secure Facility	0	0	0
Discharged	75	19	94
Unsentenced Discharged	2	0	2
Other (i.e. Death)	5	1	6
Community Transition Program (CTP)	80	17	97
CTP Absconds	3	1	4
Unknown (Missing Data)	0	0	0
<b>Total Releases</b>	<b>788</b>	<b>135</b>	<b>923</b>

*Of the 324 new commitments of male felons, 171 (52.8%) had a prior commitment.*

*Of the 57 new commitments of female felons, 18 (31.6%) had a prior commitment.*

*Effective July 1, 1998, misdemeanants are to be committed to DOC only under special circumstances (IC 11-12-6)*

Sources: SAS-prsadm8.pgm, SAS - prisrel8.pgm

**Indiana Department of Correction  
Table 6  
New Admissions by County of Commitment - Adult Offenders**

June 2018														June 2018													
County	Murder	FA	FB	FC	Felony Level							Other*	Total	County	Murder	FA	FB	FC	Felony Level							Other*	Total
					FD	F1	F2	F3	F4	F5	F6								FD	F1	F2	F3	F4	F5	F6		
Adams	0	0	0	0	0	0	0	0	0	1	1	0	2	Madison	0	1	3	3	0	1	3	2	0	8	11	0	32
Allen	0	1	4	1	3	0	2	2	4	22	0	0	39	Marion	0	1	13	5	3	4	14	29	25	69	10	0	173
Bartholomew	0	0	0	1	1	0	0	1	0	2	0	0	5	Marshall	0	2	1	0	0	0	0	1	2	4	1	0	11
Benton	0	0	0	0	0	0	0	0	0	1	0	0	1	Martin	0	0	0	0	0	0	0	0	0	0	0	0	0
Blackford	0	0	0	0	0	0	0	0	1	0	1	0	2	Miami	0	0	0	0	0	0	0	0	1	1	0	0	2
Boone	0	0	0	0	0	0	0	0	1	0	2	0	3	Monroe	0	0	1	1	0	0	0	1	0	2	0	0	5
Brown	0	0	0	0	0	0	0	0	0	0	0	0	0	Montgomery	0	0	0	0	0	0	0	0	0	4	1	0	5
Carroll	0	0	0	0	0	0	0	0	0	0	1	0	1	Morgan	0	0	0	0	0	2	0	1	1	1	1	0	6
Cass	0	0	0	0	0	0	0	1	1	1	1	0	4	Newton	0	0	0	0	0	0	0	0	0	2	0	0	2
Clark	0	0	1	0	0	0	0	0	0	0	0	0	1	Noble	0	0	0	0	0	0	0	0	2	4	0	0	6
Clay	0	0	0	0	0	0	0	0	2	3	1	0	6	Ohio	0	0	0	0	0	0	0	0	1	0	0	0	1
Clinton	0	2	2	0	1	0	0	0	1	2	2	0	10	Orange	0	0	1	0	0	0	0	0	0	2	0	0	3
Crawford	0	0	0	0	0	0	0	0	0	1	0	0	1	Owen	0	0	0	0	0	0	0	0	0	2	1	0	3
Daviess	0	0	3	0	0	0	0	0	0	2	1	0	6	Parke	0	0	0	0	0	0	0	0	1	1	0	0	2
Dearborn	0	1	4	1	0	0	1	0	1	5	0	0	13	Perry	0	0	0	0	0	0	2	0	2	0	1	0	5
Decatur	0	0	2	2	0	0	1	0	2	3	0	0	10	Pike	0	0	0	0	0	0	0	0	0	1	0	0	1
DeKalb	0	0	0	0	0	0	0	0	0	1	0	0	1	Porter	0	0	0	1	0	1	0	1	0	0	0	0	3
Delaware	0	0	1	0	0	0	2	3	2	1	0	0	9	Posey	0	0	0	0	0	0	0	0	0	2	0	0	2
Dubois	0	0	0	0	0	1	0	1	2	0	0	0	4	Pulaski	0	0	0	0	0	0	0	0	0	0	0	0	0
Elkhart	0	1	2	0	1	0	0	0	4	5	1	0	14	Putnam	0	0	0	0	0	0	0	1	0	0	0	0	1
Fayette	0	0	0	0	0	0	1	1	0	1	0	0	3	Randolph	0	0	1	0	0	0	0	0	0	0	0	0	1
Floyd	0	0	0	0	0	0	0	0	0	2	0	0	2	Ripley	0	0	0	1	1	0	0	0	0	2	2	0	6
Fountain	0	0	0	0	0	0	0	0	0	0	0	0	0	Rush	0	0	0	0	0	0	0	0	1	2	3	0	6
Franklin	0	0	0	1	1	0	0	0	1	1	0	0	4	St. Joseph	1	0	2	2	1	2	0	1	2	8	1	0	20
Fulton	1	0	0	0	1	1	0	0	0	2	0	0	5	Scott	0	0	1	2	0	0	0	1	1	2	1	0	8
Gibson	0	0	0	0	0	0	1	1	1	1	0	0	3	Shelby	0	0	0	0	1	0	0	0	0	0	1	0	2
Grant	0	0	0	0	0	0	1	1	6	0	0	0	8	Spencer	0	0	0	0	0	0	0	0	0	0	2	0	2
Greene	0	0	0	0	0	1	0	0	1	0	0	0	2	Starke	0	0	0	0	0	0	0	0	0	0	0	0	0
Hamilton	0	0	0	0	0	0	1	0	2	0	0	0	3	Steuben	0	0	1	0	1	0	0	0	1	0	0	0	3
Hancock	0	0	2	0	0	0	0	0	2	4	0	0	8	Sullivan	0	0	0	0	0	0	0	0	2	1	0	0	3
Harrison	0	0	0	0	0	0	0	0	0	1	0	0	1	Switzerland	0	0	0	0	0	0	0	0	0	0	0	0	0
Hendricks	0	1	0	0	0	0	0	0	0	2	1	0	4	Tippecanoe	0	1	2	1	0	0	1	1	1	5	6	0	18
Henry	0	0	3	0	0	0	1	0	1	0	0	0	4	Tipton	0	0	0	0	0	0	0	0	0	0	0	0	0
Howard	0	0	3	0	2	0	0	1	0	1	0	0	7	Union	0	0	0	0	0	0	0	0	0	0	0	0	0
Huntington	0	0	0	0	0	1	0	1	1	7	1	0	11	Vanderburgh	0	0	3	0	0	0	2	4	4	18	4	0	35
Jackson	0	0	0	1	0	0	1	0	1	0	0	0	3	Vermillion	0	0	1	0	0	0	0	0	0	0	1	0	2
Jasper	0	0	0	0	0	1	0	1	0	0	0	0	2	Vigo	0	0	0	0	0	0	0	0	1	3	0	0	4
Jay	0	0	2	0	1	0	1	1	2	1	0	0	8	Wabash	0	0	1	0	0	0	0	1	1	2	0	0	5
Jefferson	0	0	0	0	0	0	0	0	0	0	1	0	1	Warren	0	0	0	0	0	0	0	0	0	0	1	0	1
Jennings	0	0	0	0	1	0	0	0	0	0	0	0	1	Warrick	0	0	0	0	0	0	0	1	1	0	0	0	2
Johnson	0	0	1	1	0	0	0	3	6	4	3	0	18	Washington	0	0	0	0	0	0	0	0	0	2	3	0	5
Knox	0	0	2	0	0	0	0	0	0	0	0	0	2	Wayne	0	0	0	0	0	0	0	0	2	4	1	0	7
Kosciusko	0	0	0	0	0	0	1	2	2	1	0	0	6	Wells	0	0	0	0	0	0	0	1	1	2	1	0	5
LaGrange	0	0	0	0	0	0	1	0	0	0	0	0	1	White	0	0	0	0	0	0	0	0	0	0	0	0	0
Lake	1	0	3	2	0	0	0	1	6	1	0	0	14	Whitley	0	0	2	0	0	0	0	1	1	2	0	0	6
LaPorte	0	0	0	0	0	0	0	0	0	0	0	0	0	Unknown	0	0	0	0	0	0	0	0	0	0	0	0	8
Lawrence	0	0	0	1	0	0	0	2	1	2	0	0	6	Totals	3	11	68	27	19	12	32	68	95	250	78	8	671

Data based on Most Serious Offense and includes only New- and Recommittments.

Parole violators are not included.

\*\*Other\* may include missing, habitual offense, contempt of court, or misdemeanor.

\*\*\*Unknown\* represents offenders who were sentenced to DOC, but County of Commitment data was unavailable.

Source: Prsadm7.pgm

**Indiana Department of Correction  
Table 7**

**Release Type by County of Commitment - Adult Offenders**

**June 2018**

County	Release Type				Total	County	Release Type				Total
	Parole	Probation	Discharged	CTP			Parole	Probation	Discharged	CTP	
Adams	0	0	0	0	0	Madison	26	20	3	7	56
Allen	25	12	4	9	50	Marion	117	59	19	14	209
Bartholomew	3	1	0	0	4	Marshall	2	3	2	0	7
Benton	0	0	0	0	0	Martin	0	0	1	0	1
Blackford	1	0	0	0	1	Miami	2	0	0	0	2
Boone	6	4	1	0	11	Monroe	9	1	1	1	12
Brown	0	0	0	0	0	Montgomery	4	0	2	0	6
Carroll	3	1	0	0	4	Morgan	4	2	0	0	6
Cass	3	1	1	3	8	Newton	0	0	0	0	0
Clark	1	4	0	0	5	Noble	1	3	0	0	4
Clay	2	1	0	0	3	Ohio	0	2	0	0	2
Clinton	3	4	1	2	10	Orange	2	0	0	0	2
Crawford	0	1	1	0	2	Owen	2	1	0	1	4
Daviess	0	1	0	0	1	Parke	1	0	0	0	1
Dearborn	6	7	0	0	13	Perry	3	0	2	0	5
Decatur	2	3	0	0	5	Pike	2	1	0	0	3
DeKalb	1	2	0	2	5	Porter	4	0	1	0	5
Delaware	4	0	2	2	8	Posey	2	0	0	0	2
Dubois	0	0	0	1	1	Pulaski	0	0	0	0	0
Elkhart	12	17	4	7	40	Putnam	2	3	0	1	6
Fayette	3	2	1	2	8	Randolph	1	0	0	0	1
Floyd	2	5	0	0	7	Ripley	5	1	1	0	7
Fountain	1	0	0	1	2	Rush	1	0	1	0	2
Franklin	2	5	1	0	8	St. Joseph	9	9	1	2	21
Fulton	1	0	1	2	4	Scott	3	2	1	0	6
Gibson	3	5	0	1	9	Shelby	12	1	2	3	18
Grant	4	2	1	1	8	Spencer	2	1	1	0	4
Greene	3	1	0	1	5	Starke	1	1	0	0	2
Hamilton	11	4	2	1	18	Steuben	3	2	1	0	6
Hancock	4	0	0	0	4	Sullivan	2	0	1	0	3
Harrison	1	1	1	0	3	Switzerland	1	1	1	0	3
Hendricks	9	1	0	0	10	Tippecanoe	5	8	1	3	17
Henry	2	3	0	0	5	Tipton	0	0	0	0	0
Howard	3	4	0	2	9	Union	0	0	0	0	0
Huntington	6	4	1	2	13	Vanderburgh	18	3	8	5	34
Jackson	1	1	1	0	3	Vermillion	3	0	0	0	3
Jasper	1	1	0	0	2	Vigo	6	1	0	6	13
Jay	4	1	2	0	7	Wabash	3	0	1	0	4
Jefferson	5	3	3	0	11	Warren	0	0	0	0	0
Jennings	3	2	0	0	5	Warrick	2	1	0	0	3
Johnson	12	7	3	3	25	Washington	3	0	1	1	5
Knox	3	0	3	1	7	Wayne	12	2	0	1	15
Kosciusko	4	2	4	1	11	Wells	5	3	2	0	10
LaGrange	1	2	0	0	3	White	1	0	1	0	2
Lake	14	0	1	6	21	Whitley	1	0	0	0	1
LaPorte	7	4	0	1	12	Unknown	1	0	2	0	3
Lawrence	3	2	0	1	6	<b>Totals</b>	<b>468</b>	<b>252</b>	<b>96</b>	<b>97</b>	<b>913</b>

This data excludes Temporary Moves, Safekeepers, Predispositions, Escapes, Deaths, releases from CTP and releases from Out of State Parole.

\*"Unknown" represents offenders who were sentenced to DOC, but County of Commitment data was unavailable.

Source: prisrel7.pgm

**Indiana Department of Correction**  
**Table 8**  
**The Number of Department of Correction Offenders**  
**Held in County Jails\***  
**July 01, 2018**

<u>County</u>	<u>Adult Male</u>	<u>Adult Female</u>	<u>County</u>	<u>Adult Male</u>	<u>Adult Female</u>	<u>County</u>	<u>Adult Male</u>	<u>Adult Female</u>
Adams	2	0	Hendricks	3	0	Pike	0	0
Allen	18	1	Henry**	0	0	Porter	4	2
Bartholomew	1	0	Howard	3	2	Posey	1	0
Benton	1	0	Huntington	3	0	Pulaski**	0	0
Blackford**	2	0	Jackson	2	0	Putnam**	0	0
Boone	1	0	Jasper	1	0	Randolph	1	0
Brown	0	0	Jay	6	1	Ripley	1	0
Carroll	0	1	Jefferson	0	0	Rush	0	2
Cass	0	0	Jennings	7	1	St. Joseph	11	2
Clark	12	1	Johnson	2	3	Scott	3	0
Clay	3	0	Knox**	1	0	Shelby	2	0
Clinton	2	0	Kosciusko	5	0	Spencer**	2	1
Crawford**	0	0	LaGrange	0	0	Starke	0	0
Daviess	3	0	Lake	29	0	Steuben	2	1
Dearborn	3	2	LaPorte	5	1	Sullivan	0	0
Decatur	2	0	Lawrence	3	0	Switzerland	0	0
DeKalb	0	0	Madison	4	0	Tippecanoe	6	0
Delaware	2	1	Marion	17	0	Tipton	0	0
Dubois	1	0	Marshall	5	0	Union	0	0
Elkhart	13	3	Martin	4	0	Vanderburgh	16	6
Fayette	0	0	Miami	4	1	Vermillion	1	0
Floyd	2	0	Monroe	4	1	Vigo	4	0
Fountain	0	0	Montgomery	1	0	Wabash	2	0
Franklin	0	0	Morgan	4	0	Warren	0	0
Fulton	0	0	Newton	0	0	Warrick	1	0
Gibson	1	0	Noble	3	0	Washington	0	0
Grant	5	2	Ohio	0	0	Wayne	0	3
Greene	0	0	Orange**	0	1	Wells**	3	1
Hamilton	1	1	Owen	1	0	White	0	0
Hancock	0	0	Parke	3	0	Whitley	1	0
Harrison**	0	0	Perry	1	2	<b>Total</b>	<b>257</b>	<b>43</b>

\* Data is based on known frequencies reported by the counties; some county data may be missing

\*\* County Jail Substance Abuse Programs

Source: Offender Movement□

**Indiana Department of Correction**  
**Table 9**  
**Community Transition Program**  
**Average Daily Populations**

<u>Month</u>	<u>2014</u>	<u>2015</u>	<u>2016</u>	<u>2017</u>	<u>2018</u>
January	521	457	518	465	392
February	511	442	480	475	402
March	492	468	492	475	411
April	470	529	518	481	441
May	496	549	499	487	443
June	504	539	469	481	398
July	494	539	491	445	
August	475	559	496	421	
September	479	538	509	400	
October	484	564	478	385	
November	482	528	470	389	
December	<u>475</u>	<u>522</u>	<u>461</u>	<u>372</u>	
<b>YEARLY AVERAGE</b>	<b>490</b>	<b>519</b>	<b>490</b>	<b>440</b>	<b>415</b>

Source: CTP Database and OIS Warmbody

**Indiana Department Of Correction**  
**Table 10**  
**Community Transition Program**  
**June 2018 Release Information (Felony Level A-D)**

<b>Total number of offenders eligible to be released =</b>		<b>253</b>
Felony A and B total =	189	
Felony C total =	53	
Felony D total =	10	
Murder =	1	
<b>Total number of offenders transitioned to counties for CTP =</b>		<b>50</b>
By default (lack of response from judge)		
Felony A or B =	0	
Felony C =	2	
Felony D =	3	
By approval by court order from judge		
Felony A or B =	32	
Felony C =	12	
Felony D =	1	
Murder =	0	
<b>Total number of offenders transitioned to counties then returned to DOC due to refusal (court ordered denial upon receipt of offender) =</b>		<b>0</b>
<b>Total number of court ordered denials =</b>		<b>123</b>
Felony A or B =	84	
Felony C =	34	
Felony D =	5	
Murder =	0	
<b>Total number of Felony A or B, or Murder denials by default (no response from judge) =</b>		<b>63</b>
<b>Total number of offenders who became ineligible after eligibility determined but prior to CTP commencement date (reasons include change in Earliest Possible Release Date, change in warrant status, released to probation or to parole, other miscellaneous) =</b>		<b>17</b>
Felony A or B =	11	
Felony C =	5	
Felony D =	1	
Murder =	0	

**Indiana Department Of Correction**  
**Table 10**  
**Community Transition Program**  
**June 2018 Release Information (Felony Level 1-6)**

<b>Total number of offenders eligible to be released =</b>		<b>238</b>
Felony 1 and 2 total =	6	
Felony 3 and 4 total =	59	
Felony 5 and 6 total =	173	
<b>Total number of offenders transitioned to counties for CTP =</b>		<b>57</b>
By default (lack of response from judge)		
Felony 1 and 2 total =	0	
Felony 3 and 4 total =	0	
Felony 5 and 6 total =	19	
By approval by court order from judge		
Felony 1 and 2 total =	3	
Felony 3 and 4 total =	13	
Felony 5 and 6 total =	22	
<b>Total number of offenders transitioned to counties then returned to DOC due to refusal (court ordered denial upon receipt of offender) =</b>		<b>0</b>
<b>Total number of court ordered denials =</b>		<b>141</b>
Felony 1 and 2 total =	3	
Felony 3 and 4 total =	26	
Felony 5 and 6 total =	112	
<b>Total number of Felony 1 or 2 denials by default (no response from judge) =</b>		<b>0</b>
<b>Total number of offenders who became ineligible after eligibility determined but prior to CTP commencement date (reasons include change in Earliest Possible Release Date, change in warrant status, released to probation or to parole, other miscellaneous) =</b>		<b>27</b>
Felony 1 and 2 total =	0	
Felony 3 and 4 total =	7	
Felony 5 and 6 total =	20	

Indiana Department of Correction  
Table 11  
Total Number of Felony Offenses  
Committed to the Indiana Department of Correction

June 2018

Felony Level	Primary Offense	Secondary Offense	Jun-18		This Calendar Year	
			SEX		SEX	
			F	M	F	M
Murder	Murder (35-42-1-1)		-	2	6	53
		Firearm Enhancement (35-50-2-11)	-	1	-	1
<b>Murder Total</b>			<b>0</b>	<b>3</b>	<b>6</b>	<b>54</b>

Felony Level	Primary Offense	Secondary Offense	Jun-18		This Calendar Year	
			SEX		SEX	
			F	M	F	M
A Felony	Burglary (35-43-2-1)		-	2	-	3
	Child Molesting (35-42-4-3)		-	4	6	48
	Criminal Deviate Conduct (35-42-4-2)		-	-	-	1
	Dealing Cocaine or Narcotic Drug (35-48-4-1)		-	8	1	25
	Dealing Methamphetamine (35-48-4-1.1)		-	1	3	8
	Dealing Sched I, II, or III Cntrl'd Sub (35-48-4-2)		-	-	-	8
	Possession of Cocaine or Narcotic Drug (35-48-4-6)		-	-	-	1
	Rape (35-42-4-1)		-	-	-	1
	Robbery (35-42-5-1)		-	-	-	1
	Voluntary Manslaughter (35-42-1-3)		-	-	1	-
<b>B Felony Total</b>			<b>0</b>	<b>15</b>	<b>11</b>	<b>96</b>

Felony Level	Primary Offense	Secondary Offense	Jun-18		This Calendar Year	
			SEX		SEX	
			F	M	F	M
B Felony	Aggravated Battery (35-42-2-1.5)		-	1	-	9
	Arson (35-43-1-1)		1	-	2	7
	Battery (35-42-2-1)		-	-	-	1
	Burglary (35-43-2-1)		-	21	5	112
	Carjacking (35-42-5-2)		-	1	-	5
	Child Molesting (35-42-4-3)		-	1	-	8
	Conspiracy (35-41-5-2)	Robbery (35-42-5-1)	-	-	-	1
	Criminal Confinement (35-42-3-3)		-	3	-	16
	Dealing Cocaine or Narcotic Drug (35-48-4-1)		8	12	20	68
	Dealing Methamphetamine (35-48-4-1.1)		3	11	27	73
	Dealing Sched I, II, or III Cntrl'd Sub (35-48-4-2)		2	3	25	39
	Dealing Sched IV Cntrl'd Sub (35-48-4-3)		-	-	-	2
	Fail to Stop Accident w/Injury (9-26-1-1)		-	-	-	1
	Felon in Possession of a Firearm (35-47-4-5)		-	2	-	20
	Incest (35-46-1-3)		-	-	-	2
	Neglect of a Dependent (35-46-1-4)		1	2	2	3
	Operating Vehicle Intoxicated/Death (9-30-5-5)		-	-	-	2
	Possession Methamphetamine (35-48-4-6.1)		-	1	1	6
	Possession of Cocaine or Narcotic Drug (35-48-4-6)		-	-	2	7
	Rape (35-42-4-1)		-	2	-	7
	Robbery (35-42-5-1)		-	7	-	61
	Security Fraud (23-19-5-1)		-	-	-	4
	Sexual Misconduct with a Minor (35-42-4-9)		-	1	4	21
Stalking (35-45-10-5)		-	-	-	1	
Vicarious Sexual Gratification (35-42-4-5)		-	-	1	-	
<b>B Felony Total</b>			<b>15</b>	<b>68</b>	<b>89</b>	<b>476</b>

Felony Level	Primary Offense	Secondary Offense	Jun-18		This Calendar Year	
			SEX		SEX	
			F	M	F	M
C Felony	Assisting a Criminal (35-44-3-2)		-	-	-	1
	Auto Theft, Receiving Stolen Parts (35-43-4-2.5)		-	-	-	2
	Battery (35-42-2-1)		1	1	3	16
	Battery by Bodily Waste (35-42-2-6)		-	-	1	1
	Burglary (35-43-2-1)		-	5	-	35
	Check Fraud (35-43-5-12)		-	-	-	1
	Child Exploitation (35-42-4-4)		1	-	1	1
	Child Molesting (35-42-4-3)		-	7	-	27
	Child Solicitation (35-42-4-6)		-	-	-	1
	Corrupt Business Influence (35-45-6-2)		-	-	1	5
	Criminal Confinement (35-42-3-3)		-	1	1	2
	Criminal Gang Enhancement (35-50-2-15)		-	-	-	1
	Criminal Recklessness (35-42-2-2)		-	-	-	5
	Dealing Marijuana, Hash Oil, or Hashish (35-48-4-10)		-	-	-	1
	Dealing Sched IV Controlled Substance (35-48-4-3)		-	-	2	4
	Dealing/Poss. Look-Alike Subs (35-48-4-4.6)		1	-	1	1
	Escape/Failure to Return (35-44-3-5)		-	-	-	2
	Failure to Register as a Sex Offender (11-8-8-17)		-	-	-	1



Felony Level	Primary Offense	Secondary Offense	Jun-18		This Calendar Year	
			SEX		SEX	
			F	M	F	M
C Felony (cont'd)	Firearm w/in One Mile of School (35-47-2-1)		-	1	-	5
	Forgery (35-43-5-2)		-	-	21	31
	Fraud on Financial Institution (35-43-5-8)		-	-	-	2
	Handgun Violation (35-47-2-7)		-	-	-	1
	Home Improvement Fraud (35-43-6-13)		-	1	-	1
	Intimidation (35-45-2-1)		-	1	-	7
	Maintain Common Nuisance (35-48-4-13)		-	-	-	1
	Neglect of a Dependent (35-46-1-4)		-	-	1	6
	Non-Support of Dependent Child (35-46-1-5)		-	4	3	21
	Obliterating Handgun I.D. (35-47-2-18)		-	-	-	1
	Operating Vehicle w/Lifetime Suspension (9-30-10-17)		1	3	3	12
	Possession Methamphetamine (35-48-4-6.1)		-	-	4	1
	Possession of Cocaine or Narcotic Drug (35-48-4-6)		-	1	1	5
	Possession of Controlled Substance (35-48-4-7)		-	-	-	2
	Possession of Precursors (35-48-4-14.5)		-	-	1	2
	Possession/Use Legend Drug (16-42-19-27)		-	-	2	-
	Prisoner Poss. Dang Device/Material (35-44-3-9.5)		-	-	-	1
	Promoting Prostitution (35-45-4-4)		-	-	1	-
	Reckless Homicide (35-42-1-5)		-	-	-	1
	Robbery (35-42-5-1)		-	5	-	22
	Sexual Misconduct with a Minor (35-42-4-9)		-	2	1	6
	Trafficking with an Inmate (35-44-3-9)		-	-	2	-
	Welfare Fraud (35-43-5-7)		-	-	2	-
C Felony Total			4	32	52	235

Felony Level	Primary Offense	Secondary Offense	Jun-18		This Calendar Year	
			SEX		SEX	
			F	M	F	M
D Felony	Auto Theft, Receiving Stolen Parts (35-43-4-2.5)		-	-	-	3
	Battery (35-42-2-1)		-	-	1	5
	Battery by Bodily Waste (35-42-2-6)		-	1	-	1
	Check Deception (35-43-5-5)		-	1	-	1
	Check Fraud (35-43-5-12)		-	-	-	1
	Child Exploitation (35-42-4-4)		-	-	-	1
	Child Pornography (35-42-4-4)		-	-	-	1
	Child Seduction (35-42-4-7)		-	-	-	1
	Child Solicitation (35-42-4-6)		-	-	-	1
	Controlled Substance Registration (35-48-4-14)		-	-	-	2
	Conversion (35-43-4-3)		-	-	-	1
	Criminal Confinement (35-42-3-3)		-	1	-	3
	Criminal Recklessness (35-42-2-2)		-	3	1	7
	Dealing Marijuana, Hash Oil, or Hashish (35-48-4-10)		-	2	-	5
	Dealing Subs. Represent as Cntrl'd Subs. (35-48-4-4.5)		-	2	-	2
	Dealing/Poss. Look-Alike Subs (35-48-4-11.5)		-	-	-	1
	Dissemination of Matter Harmful to Minor (35-49-3-3)		-	-	1	-
	Domestic Battery (35-42-2-1.3)		-	-	-	6
	Driving While Suspended/Oper Veh HTV (9-30-10-16)		-	1	1	6
	Fail to Stop Accident w/Injury (9-26-1-1)		-	-	-	2
	Failure to Register as a Sex Offender (11-8-8-17)		-	-	-	2
	Failure to Return to Lawful Detention (35-44-3-5)		-	-	1	4
	Failure to Warn Comm Disease (35-42-1-9)		-	-	-	1
	Fraud (35-43-5-4)		-	-	1	4
	Identity Deception (35-43-5-3.5)		-	1	-	1
	Intimidation (35-45-2-1)		-	-	-	2
	Invasion of Privacy (35-46-1-15.1)		-	-	-	1
	Maintaining a Common Nuisance (35-48-4-13)		-	2	3	6
	Neglect of a Dependent (35-46-1-4)		-	-	3	1
	Non-Support of a Child (35-46-1-5)		-	4	2	23
	Obstruction of Justice (35-44-3-4)		-	-	-	1
	Operating Vehicle Intox-Prior (9-30-5-3)		-	1	2	8
	Operating Vehicle Intoxicated-Endanger (9-30-5-2)		-	1	-	3
	Perjury (35-44-2-1)		-	-	-	1
	Pointing a Firearm (35-47-4-3)		-	2	-	2
	Poss. of Marijuana, Hash Oil, or Hashish (35-48-4-11)		-	2	-	13
	Possession - Syringe/Needle (16-42-19-18)		-	-	1	5
	Possession of Cocaine or Narcotic Drug (35-48-4-6)		-	-	5	13
	Possession of Controlled Substance (35-48-4-7)		-	-	3	12
	Possession of Methamphetamine (35-48-4-6.1)		1	1	4	8
	Possession of Paraphernalia (35-48-4-8.3)		-	-	-	2
	Possession of Precursors (35-48-4-14.5)		-	2	5	7
	Possession/Use of Legend Drug (16-42-19-13)		-	-	-	2
	Residential Entry (35-43-2-1.5)		-	-	1	1
	Resisting Law Enforcement (35-44-3-3)		-	3	1	9
	Resisting Law Enforcement, Vehicle (35-44.1-3-1A)		-	-	-	1
	Sexual Battery (35-42-4-8)		-	-	-	3
	Stalking (35-45-10-5)		-	-	-	1
	Strangulation (35-42-2-9)		-	-	-	2
	Theft, Receiving Stolen Property (35-43-4-2)		4	14	20	82
	Vicarious Sexual Gratification (35-42-4-5)		-	-	-	1
	Violation-1935 Firearms (35-47-5-4.1)		-	-	-	2
D Felony Total			5	44	56	274

Felony Level	Primary Offense	Secondary Offense	Jun-18		This Calendar Year	
			SEX		SEX	
			F	M	F	M
Level 1 Felony	Aggravated Battery (35-42-2-1.5)		-	-	1	-
	Aiding, Inducing or Causing an Offense (35-41-2-4)	Murder (35-42-1-1)	-	3	-	4
	Attempt to Commit a Felony (35-41-5-1)	Child Molesting (35-42-4-3)	-	-	-	3
		Murder (35-42-1-1)	-	3	7	26
	Burglary (35-43-2-1)		-	1	1	3
	Child Molesting (35-42-4-3)		-	8	-	54
	Conspiracy (35-41-5-2)		-	1	-	1
		Murder (35-42-1-1)	-	-	1	1
	Neglect of a Dependent/Death (35-46-1-4)		-	1	1	3
	Rape (35-42-4-1)		-	-	-	17
	Sex Misconduct w/ Minor (35-42-4-9)		-	-	-	1
<b>Level 1 Felony Total</b>			<b>0</b>	<b>17</b>	<b>11</b>	<b>113</b>

Felony Level	Primary Offense	Secondary Offense	Jun-18		This Calendar Year	
			SEX		SEX	
			F	M	F	M
Level 2 Felony	Aiding, Inducing or Causing an Offense (35-41-2-4)	Dealing Methamphetamine (35-48-4-1.1)	-	-	-	-
		Robbery (35-42-5-1)	-	-	-	1
	Attempt to Commit a Felony (35-41-5-1)	Burglary (35-43-2-1)	-	-	-	3
		Robbery (35-42-5-1)	-	-	2	2
	Battery (35-42-2-1)		-	-	-	1
	Burglary (35-43-2-1)		-	2	1	28
	Child Molesting (35-42-4-3)		-	1	-	1
	Conspiracy (35-41-5-2)	Burglary (35-43-2-1)	-	-	-	1
		Deal Sched 1,2,3 Sub (35-48-4-2)	-	-	-	1
		Dealing Cocaine or Narcotic Drug (35-48-4-1)	-	1	-	1
		Dealing Methamphetamine (35-48-4-1.1)	-	2	1	4
		Murder (35-42-1-1)	-	-	-	1
		Robbery (35-42-5-1)	-	-	-	1
			-	1	-	4
	Criminal Confinement (35-42-3-3)		-	1	4	65
	Dealing Cocaine or Narcotic Drug (35-48-4-1)		1	12	4	87
	Dealing Methamphetamine (35-48-4-1.1)		2	10	19	87
	Dealing Sched I, II, or III Cntrl Sub (35-48-4-2)		-	-	1	1
	Habitual Offender (35-50-2-8)		-	-	1	-
	Possession - Destruct Device (35-47.5-5-2)		-	1	-	2
	Robbery (35-42-5-1)		-	1	1	16
Voluntary Manslaughter (35-42-1-3)		-	-	5	10	
<b>Level 2 Felony Total</b>			<b>3</b>	<b>31</b>	<b>36</b>	<b>230</b>

Felony Level	Primary Offense	Secondary Offense	Jun-18		This Calendar Year	
			SEX		SEX	
			F	M	F	M
Level 3 Felony	Accident/Failure to Stop-Serious Inj/Death (9-26-1-1.1)		-	-	-	4
	Aggravated Battery (35-42-2-1.5)		-	11	4	62
	Aiding, Inducing or Causing an Offense (35-41-2-4)	Criminal Confinement (35-42-3-3)	-	-	3	-
		Robbery (35-42-5-1)	-	1	6	5
	Attempt to Commit a Felony (35-41-5-1)	Aggravated Battery (35-42-2-1.5)	-	-	-	3
		Child Molesting (35-42-4-3)	-	-	-	1
		Rape (35-42-4-1)	-	1	-	2
		Robbery (35-42-5-1)	-	3	3	20
	Battery (35-42-2-1)		3	1	4	7
	Burglary (35-43-2-1)		-	-	1	7
	Child Molesting (35-42-4-3)		-	2	-	23
	Conspiracy (35-41-5-2)	Criminal Confinement (35-42-3-3)	-	-	-	1
		Dealing Methamphetamine (35-48-4-1.1)	-	-	2	2
		Robbery (35-42-5-1)	-	1	3	8
	Criminal Confinement (35-42-3-3)		2	5	5	35
		Firearm Enhancement (35-50-2-11)	-	-	-	1
			-	-	-	2
	Criminal Gang Enhancement (35-50-2-15)		-	-	-	2
	Dealing Cocaine or Narcotic Drug (35-48-4-1)		1	4	3	45
	Dealing Methamphetamine (35-48-4-1.1)		3	7	15	51
	Dealing Sched I, II, or III Cntrl Sub (35-48-4-2)		-	-	1	2
	Dealing Sched IV Cntrl Sub (35-48-4-3)		-	-	1	-
	Human Sexual Trafficking (35-42-3.5-1)		-	-	-	1
	Kidnapping (35-42-3-2)		-	1	-	6
	Neglect of a Dependent/Death (35-46-1-4)		-	2	7	11
	Possession of Cocaine or Narcotic Drug (35-48-4-6)		-	-	1	7
	Possession of Methamphetamine (35-48-4-6.1)		-	2	4	18
Rape (35-42-4-1)		1	3	1	22	
Resisting Law Enforcement (35-44.1-3-1)		-	-	1	3	
Robbery (35-42-5-1)		2	32	13	206	
<b>Level 3 Felony Total</b>			<b>12</b>	<b>76</b>	<b>78</b>	<b>555</b>

Felony Level	Primary Offense	Secondary Offense	Jun-18		This Calendar Year	
			SEX		SEX	
			F	M	F	M
Level 4 Felony	Aiding, Inducing or Causing an Offense (35-41-2-4)	Burglary (35-43-2-1)	-	-	2	3
		Child Molesting (35-42-4-3)	1	-	1	-
		Arson (35-43-1-1)	1	3	2	14
		Attempt to Commit a Felony (35-41-5-1)	-	-	-	4
	Burglary (35-43-2-1)	Burglary (35-43-2-1)	-	-	-	4
		Child Molesting (35-42-4-3)	-	-	-	1
		Conspiracy (35-41-5-2)	-	-	-	1
		Dealing Methamphetamine (35-48-4-1.1)	-	-	-	1
		Burglary (35-43-2-1)	10	30	41	220
		Child Exploitation (35-42-4-4)	-	1	-	2
		Child Molesting (35-42-4-3)	-	8	-	73
		Child Solicitation (35-42-4-6)	-	-	-	4
		Conspiracy (35-41-5-2)	-	-	-	1
		Arson (35-43-1-1)	-	-	-	1
	Dealing Cocaine or Narcotic Drug (35-48-4-1)	Burglary (35-43-2-1)	-	-	-	4
		Conspiracy (35-41-5-2)	-	-	1	1
		Dealing Cocaine or Narcotic Drug (35-48-4-1)	-	-	-	1
		Dealing Methamphetamine (35-48-4-1.1)	-	-	1	5
		Dealing Sched 1,2,3 Sub (35-48-4-2)	-	-	-	1
		Dealing Cocaine or Narcotic Drug (35-48-4-1)	1	12	13	73
		Dealing Methamphetamine (35-48-4-1.1)	4	16	33	91
		Dealing Sched I, II, or III Cntrld Sub (35-48-4-2)	1	-	4	2
		Dealing Sched IV Controlled Substance (35-48-4-3)	-	-	-	1
		Escape 35-44.1-3-4	-	-	-	1
	Felon in Possession of a Firearm (35-47-4-5)	Felon in Possession of a Firearm (35-47-4-5)	1	20	1	164
		Human Sexual Trafficking (35-42-3.5-1)	-	-	-	1
		Incest (35-46-1-3)	-	1	-	4
		Manufacturing Meth (35-48-4-1.2)	-	2	1	5
		Operating Vehicle Intoxicated/Death (9-30-5-5)	-	-	4	5
		Habitual Offender Controlled Substance (35-50-2-10)	-	-	-	1
		Pharmacy Robbery (35-42-5-1(b))	-	-	-	2
		Possession of Cocaine or Narcotic Drug (35-48-4-6)	-	-	1	18
		Possession of Dangerous Device (35-44.1-3-7)	-	-	-	1
		Possession of Methamphetamine (35-48-4-6.1)	-	5	8	36
	Robbery (35-42-5-1(1))	-	-	-	1	
	Sexual Battery (35-42-4-8)	Sexual Battery (35-42-4-8)	-	1	-	4
		Sexual Misconduct with a Minor (35-42-4-9)	2	3	5	33
		Stalking (35-45-10-5)	-	-	-	1
		Level 4 Felony Total	21	102	118	780

Felony Level	Primary Offense	Secondary Offense	Jun-18		This Calendar Year		
			SEX		SEX		
			F	M	F	M	
Level 5 Felony	Accident/Failure to Stop-Serious Inj/Death (9-26-1-8)	Battery (35-42-2-1)	-	-	1	3	
		Burglary (35-43-2-1)	1	-	1	1	
	Aiding, Inducing or Causing an Offense (35-41-2-4)	Dealing Cocaine or Narcotic Drug (35-48-4-1)	-	-	1	-	
		Dealing in Methamphetamine (35-48-4-1.1)	-	1	2	2	
		Robbery (35-42-5-1)	-	-	-	1	
		Assisting a Criminal (35-44.1-2-5)	-	-	2	3	
		Attempt to Commit a Felony (35-41-5-1)	Battery (35-42-2-1)	-	-	-	3
		Burglary (35-43-2-1)	-	-	-	4	
		Child Exploitation (35-42-4-4)	-	-	-	1	
		Criminal Recklessness (35-42-2-2)	-	1	-	1	
		Escape (35-44.1-3-4)	1	-	3	1	
		Fraud on Financial Institution (35-43-5-8)	-	-	-	1	
	Obstruction of Justice (35-44-3-4)	-	1	-	1		
	Robbery (35-42-5-1)	-	1	1	6		
	Sexual Misconduct with a Minor (35-42-4-9)	-	1	-	1		
	Theft, Recv Stolen Prop (35-43-4-2)	-	-	-	1		
	Trafficking with an Inmate (35-44.1-3-5)	-	-	1	-		
	Auto Theft, Receiving Stolen Parts (35-43-4-2.5)	Battery (35-42-2-1)	-	4	-	14	
		Burglary (35-43-2-1)	5	36	31	212	
		Child Exploitation (35-42-4-4)	-	31	13	221	
		Child Pornography (35-42-4-4(C))	-	3	-	19	
		Child Possession of a Firearm (35-47-10-5)	-	-	-	23	
		Child Seduction (35-42-4-7)	-	1	-	6	
		Child Solicitation (35-42-4-6)	-	-	1	2	
		Conspiracy (35-41-5-2)	-	-	-	9	
		Battery (35-42-2-1)	-	-	1	-	
		Burglary (35-43-2-1)	-	1	1	5	
	Controlled Substance Registration (35-48-4-14)	Dealing Cocaine or Narcotic Drug (35-48-4-1)	-	-	1	-	
		Dealing in Methamphetamine (35-48-4-1.1)	-	2	-	7	
		Fraud on Financial Institution (35-43-5-8)	1	1	1	3	
		Robbery (35-42-5-1)	-	-	-	1	
		Trafficking with an Inmate (35-44.1-3-5)	-	1	2	3	
		Conversion (35-43-4-3)	-	-	1	-	
		Corrupt Business Influence (35-45-6-2)	1	4	10	17	
		Criminal Confinement (35-42-3-3)	-	8	-	41	
		Criminal Recklessness (35-42-2-2)	1	7	1	26	
		DWS/Oper Veh HTV (9-30-19-16)	-	-	-	1	

Felony Level	Primary Offense	Secondary Offense	Jun-18		This Calendar Year	
			SEX		SEX	
			F	M	F	M
Level 5 Felony (cont'd)	Dealing Cocaine or Narcotic Drug (35-48-4-1)		6	12	30	104
	Dealing Marijuana, Hash Oil, or Hashish (35-48-4-10)		1	4	1	17
	Dealing Methamphetamine (35-48-4-1.1)		3	16	20	97
	Dealing Sched I, II, or III Cntrl'd Sub (35-48-4-2)		-	1	4	7
	Dealing Sched IV Cntrl'd Sub (35-48-4-3)		-	-	2	2
	Dealing in Methamphetamine (35-48-4-1.1)		5	14	39	118
	Dealing/Poss. Look-Alike Subs (35-48-4-4.6)		-	-	1	9
	Disarm/Attempt to Disarm an Officer (35-44.1-3-2)		-	-	1	2
	Domestic Battery (35-42-2-1.3)		-	17	3	88
	Escape (35-44.1-3-4)		3	3	8	29
	Fail to Stop Acc Death (9-26-1-1.1)		1	1	1	4
	Failure to Register as a Sex Offender (11-8-8-17)		-	2	1	42
	Firearm w/in One Mile of School (35-47-2-1)		1	34	2	210
	Fraud on Financial Institution (35-43-5-8)		1	7	7	29
	Incest (35-46-1-3)		-	1	-	6
	Intimidation (35-45-2-1)		-	4	2	58
	Involuntary Manslaughter (35-42-1-4)		-	-	-	2
	Kidnapping (35-42-3-2)		-	1	1	3
	Neglect of a Dependent/Death (35-46-1-4)		2	-	7	9
	Non-Support of Dependent Child (35-46-1-5)		-	2	-	6
	Obliterating Handgun I.D. (35-47-2-18)		-	-	-	5
	Oper Veh Aft Life Susp (9-30-10-17)		1	33	7	151
	Operating Vehicle Intox-Prior (9-30-5-3)		-	1	-	1
	Operating Vehicle Intoxicated/Death (9-30-5-5)		-	1	3	7
	Operating Vehicle Intoxicated/Injury (9-30-5-4)		-	1	4	7
	Possession - Destruct Device (35-47.5-5-2)		-	-	-	1
	Possession - Machine Gun or Bomb (35-47-5-8)		-	-	-	1
	Possession OF Dangerous Device (35-44.1-3-7)		-	-	-	1
	Possession of Cocaine or Narcotic Drug 35-48-4-6		-	7	10	52
	Possession of Precursors (35-48-4-14.5)		-	-	1	2
	Possession of Syringes or Needles (16-42-19-18)		4	3	25	29
	Possession/Use of Legend Drug (16-42-19-13)		-	-	-	2
	Promoting Prostitution (35-45-4-4)		-	1	-	3
	Reckless Homicide (35-42-1-5)		-	1	1	5
	Resisting Law Enforcement (35-44.1-3-1)		-	-	1	3
	Robbery (35-42-5-1)		-	9	5	72
	Sexual Misconduct with Service Provider (35.44.1-3-10)		-	-	-	1
	Sexual Misconduct with a Minor (35-42-4-9)		-	11	1	22
	Stalking (35-45-10-5)		-	1	-	7
	Theft, Receiving Stolen Property (35-43-4-2)		-	1	6	7
	Trafficking with an Inmate (35-44.1-3-5)		2	3	11	12
	Vicarious Sexual Gratification (35-42-4-5)		-	-	-	1
Level 5 Felony Total			40	296	281	1875

Felony Level	Primary Offense	Secondary Offense	Jun-18		This Calendar Year	
			SEX		SEX	
			F	M	F	M
Level 6 Felony	Abuse of a Corpse (35-45-11-2)		-	1	-	1
	Accident/Failure to Stop-Serious Inj/Death (9-26-1-8)		-	-	-	1
	Aiding in Manufacture of Sch II Cont Subst (35-48-4-2)		-	-	2	1
	Aiding, Inducing or Causing an Offense (35-41-2-4)	Pointing a Firearm (35-47-4-3)	-	-	1	-
		Theft, Receiving Stolen Property (35-43-4-2)	-	-	1	-
	Arson (35-43-1-1)		-	-	-	3
	Assisting a Criminal (35-44.1-2-5)		1	-	2	3
	Attempt to Commit a Felony (35-41-5-1)	Auto Theft, Receiving Stolen Parts (35-43-4-2.5)	-	1	-	1
		Battery (35-42-2-1)	-	1	-	1
		Theft, Receiving Stolen Property (35-43-4-2)	-	1	-	1
	Auto Theft, Receiving Stolen Parts (35-43-4-2.5)		1	12	5	81
	Battery 35-42-2-1		-	4	12	58
	Check Deception (35-43-5-5)		-	-	-	1
	Check Fraud (35-43-5-12)		-	1	-	5
	Child Exploitation (35-42-4-4)		-	2	-	7
	Conspiracy (35-41-5-2)	Battery (35-42-2-1)	-	-	-	1
		Forgery, Counterfeiting, Application Fraud (35-43-5-2)	-	1	-	1
	Contrib Delinquency (35-46-1-8)		-	-	-	1
	Controlled Substance Registration (35-48-4-14)		-	1	-	5
	Conversion (35-43-4-3)		-	-	-	2
	Criminal Confinement (35-42-3-3)		-	2	-	13
	Criminal Confinement (35-42-3-3)		-	6	4	77
	Criminal Gang Activity (35-45-9-3)		-	-	-	1
	Criminal Mischief (35-43-1-2)		-	-	-	2
	Criminal Recklessness (35-42-2-2)		5	3	10	28
	Criminal Trespass (35-43-2-2)		-	1	-	1
	Cruelty to Animals (35-46-3-12)		-	1	-	1
	Dealing Marijuana, Hash Oil, or Hashish (35-48-4-10)		-	5	-	10
	Dealing Marijuana, Hash Oil, or Hashish (35-48-4-2A-1)		-	-	1	2
	Dealing Sched I, II, or III Cntrl'd Sub (35-48-4-2(A))		-	-	-	1
	Dealing Sched IV Cntrl'd Sub (35-48-4-3)		-	-	1	5
	Dealing Subs. Represent as Cntrl'd Subs. (35-48-4-4.5)		-	-	-	2
	Dealing/Poss. Look-Alike Subs (35-48-4-10.5)		-	1	1	12

Felony Level	Primary Offense	Secondary Offense	Jun-18		This Calendar Year	
			SEX		SEX	
			F	M	F	M
Level 6 Felony (cont'd)	Dealing/Poss. Look-Alike Subs (35-48-4-11.5)		-	4	1	12
	Dissemination of Matter Harmful to Minor (35-49-3-3)		-	-	-	1
	Escape 35-44.1-3-4		5	13	39	122
	Exploitation Endangering Adult (35-46-1-12)		-	-	1	-
	Fail to Reg Sex Off (11-8-8-17)		-	-	-	14
	Fail to Remit Money (6-3-4-8)		-	-	-	1
	Failure to Appear (35-44.1-2-9)		-	2	2	7
	Forgery, Counterfeiting, Application Fraud (35-43-5-2)		1	9	9	25
	Habitual Offender (35-50-2-8)		-	-	1	-
	Home Improvement Fraud (35-43-6-12)		-	-	-	1
	Identity Deception (35-43-5-3.5)		-	2	4	5
	Inappropriate Comm w/ Child by Off w/ Prior (35-42-4-13)		-	-	-	1
	Insurance Fraud (35-43-5-4.5)		-	1	8	16
	Intimidation (35-45-2-1)		-	9	4	33
	Invasion of Privacy (35-46-1-15.1)		-	-	2	14
	Kidnapping (35-42-3-2)		-	1	-	3
	Maintain Common Nuisance (35-45-2-1(c))		1	5	5	19
	Maintaining Common Nuisance (35-48-4-13)		3	4	12	37
	Malicious Mischief Body F/W (35-45-16-2(c))		-	-	-	4
	Neglect of a Dependent/Death (35-46-1-4)		-	1	13	14
	Non-Support of Dependent Child (35-46-1-5)		-	3	-	11
	Obstruction of Justice (35-44.1-2-2)		-	1	1	11
	Oper Vehicle-Intox-Prev Conv (9-30-5-3)		-	1	3	16
		Habitual Offender Controlled Substance (35-50-2-10)	-	-	-	4
	Operating Vehicle Intoxicated-Contrld Sub (9-30-5-1)		-	2	2	3
		Habitual Offender Controlled Substance (35-50-2-10)	-	-	1	-
	Operating Vehicle Intoxicated-Endanger (9-30-5-2)		1	5	9	19
		Habitual Offender Controlled Substance (35-50-2-10)	-	2	2	9
	Operating Vehicle Intoxicated/Injury (9-30-5-4)		-	-	1	11
	Operating Vehicle-Habitual Violation (9-30-10-16)		4	5	9	24
		Habitual Offender Controlled Substance (35-50-2-10)	-	-	-	1
	Pointing a Firearm (35-47-4-3)		-	-	-	16
	Poss Anabolic Steroid (16-42-19-19)		-	-	-	1
	Poss Precursors (35-48-4-14.5)		-	2	2	11
	Possession - Firearm-School Property (35-47-9-2)		-	1	-	1
	Possession Sched IV Contrld Sub w/in 1,000 ft (35-48-4-7)		-	-	1	9
	Possession of Cocaine or Narcotic Drug (35-48-4-6)		3	7	29	77
	Possession of Marijuana (35-48-4-11)		-	-	-	1
	Possession of Methamphetamine (35-48-4-6.1)		16	28	65	178
	Possession of Syringes or Needles (16-42-19-18)		11	17	60	134
	Possession or Use of Legend Drug (16-42-19-13)		1	-	8	8
	Public Indecency (35-45-4-1)		-	-	-	2
	Residential Entry (35-43-2-1.5)		2	7	9	30
	Resisting Law Enforc (35-44.1-3-1)		3	17	11	98
	Sex Offender Residency Restrictions (35-42-4-11)		-	-	-	1
	Sex Offender without Identification (11-8-8-15)		-	-	-	1
	Sexual Battery (35-42-4-8)		-	-	-	2
	Stalking (35-45-10-5)		-	-	-	1
	Strangulation (35-42-2-9)		-	3	-	33
	Synthetic ID Deception (35-43-5-3.8)		-	1	3	4
	Theft, Receiving Stolen Property (35-43-4-2)		-	28	50	197
<b>Level 6 Felony Total</b>			<b>58</b>	<b>225</b>	<b>407</b>	<b>1572</b>

Felony Level	Primary Offense	Secondary Offense	Jun-18		This Calendar Year	
			SEX		SEX	
			F	M	F	M
Habitual Offender	Firearm Enhancement (35-50-2-11)		-	1	-	1
	Habitual Offender (35-50-2-8)		-	-	-	7
	Habitual Offender Controlled Substance (35-50-2-10)		1	1	2	3
<b>Habitual Offender Total</b>			<b>1</b>	<b>2</b>	<b>2</b>	<b>11</b>
<b>Grand Total</b>			<b>159</b>	<b>911</b>	<b>1147</b>	<b>6271</b>

Note: Offense data may not be available for all offenders at the time this table was prepared.  
Only new commitments and probation violations are reported on this table.  
Parole and Community Transition Program violators are excluded on this table.  
Source: SAS - all.citations\_msso.pgm

Indiana Department of Correction  
Table 12  
Number of New Admissions by Most Serious Offense  
Committed to the Indiana Department of Correction

June 2018

Felony Level	Primary Offense	Secondary Offense	Jun-18		This Calendar Year	
			SEX		SEX	
			F	M	F	M
A Felony	Burglary (35-43-2-1)		-	2	-	3
	Child Molesting (35-42-4-3)		-	2	2	26
	Dealing Cocaine or Narcotic Drug (35-48-4-1)		-	6	1	22
	Dealing Methamphetamine (35-48-4-1.1)		-	1	2	7
	Dealing Sched I, II, or III Cntrl Sub (35-48-4-2)		-	-	-	6
	Possession of Cocaine or Narcotic Drug (35-48-4-6)		-	-	-	1
	Robbery (35-42-5-1)		-	-	-	1
	Voluntary Manslaughter (35-42-1-3)		-	-	1	-
<b>A Felony Total</b>			<b>0</b>	<b>11</b>	<b>6</b>	<b>66</b>

Felony Level	Primary Offense	Secondary Offense	Jun-18		This Calendar Year	
			SEX		SEX	
			F	M	F	M
B Felony	Aggravated Battery (35-42-2-1.5)		-	1	-	8
	Arson (35-43-1-1)		1	-	2	5
	Battery (35-42-2-1)		-	-	-	1
	Burglary (35-43-2-1)		-	19	5	88
	Carjacking (35-42-5-2)		-	1	-	4
	Child Molesting (35-42-4-3)		-	-	-	5
	Criminal Confinement (35-42-3-3)		-	1	-	3
	Dealing Cocaine or Narcotic Drug (35-48-4-1)		6	8	14	52
	Dealing Methamphetamine (35-48-4-1.1)		2	10	24	67
	Dealing Sched I, II, or III Cntrl Sub (35-48-4-2)		2	3	20	30
	Dealing Sched IV Cntrl Sub (35-48-4-3)		-	-	-	2
	Fail to Stop Accident w/Injury (9-26-1-1)		-	-	-	1
	Felon in Possession of a Firearm (35-47-4-5)		-	2	-	18
	Incest (35-46-1-3)		-	-	-	1
	Neglect of a Dependent (35-46-1-4)		1	2	2	3
	Operating Vehicle Intoxicated/Death (9-30-5-5)		-	-	-	2
	Possession Methamphetamine (35-48-4-6.1)		-	1	1	5
	Possession of Cocaine or Narcotic Drug (35-48-4-6)		-	-	2	6
	Rape (35-42-4-1)		-	2	-	5
	Robbery (35-42-5-1)		-	5	-	42
	Security Fraud (23-19-5-1)		-	-	-	1
	Sexual Misconduct with a Minor (35-42-4-9)		-	1	2	13
	Stalking (35-45-10-5)		-	-	-	1
<b>B Felony Total</b>			<b>12</b>	<b>56</b>	<b>72</b>	<b>363</b>

Felony Level	Primary Offense	Secondary Offense	Jun-18		This Calendar Year	
			SEX		SEX	
			F	M	F	M
C Felony	Assisting a Criminal (35-44-3-2)		-	-	-	1
	Battery (35-42-2-1)		1	1	3	13
	Battery by Bodily Waste (35-42-2-6)		-	-	1	1
	Burglary (35-43-2-1)		-	3	-	24
	Child Exploitation (35-42-4-4)		-	-	-	1
	Child Molesting (35-42-4-3)		-	4	-	12
	Child Solicitation (35-42-4-6)		-	-	-	1
	Corrupt Business Influence (35-45-6-2)		-	-	1	5
	Criminal Confinement (35-42-3-3)		-	1	1	1
	Criminal Recklessness (35-42-2-2)		-	-	-	2
	Dealing Sched IV Controlled Substance (35-48-4-3)		-	-	2	3
	Dealing/Poss. Look-Alike Subs (35-48-4-4.6)		1	-	1	-
	Escape/Failure to Return (35-44-3-5)		-	-	-	2
	Failure to Register as a Sex Offender (11-8-8-17)		-	-	-	1
	Firearm w/in One Mile of School (35-47-2-1)		-	1	-	5
	Forgery (35-43-5-2)		-	-	11	19
	Fraud on Financial Institution (35-43-5-8)		-	-	-	2
	Handgun Violation (35-47-2-7)		-	-	-	1
	Home Improvement Fraud (35-43-6-13)		-	1	-	1
	Intimidation (35-45-2-1)		-	-	-	4
	Neglect of a Dependent (35-46-1-4)		-	-	1	3
	Non-Support of Dependent Child (35-46-1-5)		-	4	1	15
	Obliterating Handgun I.D. (35-47-2-18)		-	-	-	1
	Operating Vehicle w/Lifetime Suspension (9-30-10-17)		1	3	3	10
	Possession Methamphetamine (35-48-4-6.1)		-	-	3	1
	Possession of Cocaine or Narcotic Drug (35-48-4-6)		-	1	-	3
	Possession of Controlled Substance (35-48-4-7)		-	-	-	1
	Possession of Precursors (35-48-4-14.5)		-	-	1	1
	Possession/Use Legend Drug (16-42-19-27)		-	-	1	-
	Promoting Prostitution (35-45-4-4)		-	-	1	-
	Robbery (35-42-5-1)		-	3	-	15

Felony Level	Primary Offense	Secondary Offense	Jun-18		This Calendar Year	
			SEX		SEX	
			F	M	F	M
C Felony (con'td)	Sexual Misconduct with a Minor (35-42-4-9)		-	2	-	6
	Trafficking with an Inmate (35-44-3-9)		-	-	2	-
	Welfare Fraud (35-43-5-7)		-	-	2	-
<b>C Felony Total</b>			<b>3</b>	<b>24</b>	<b>35</b>	<b>155</b>

Felony Level	Primary Offense	Secondary Offense	Jun-18		This Calendar Year	
			SEX		SEX	
			F	M	F	M
D Felony	Auto Theft, Receiving Stolen Parts (35-43-4-2.5)		-	-	-	1
	Battery (35-42-2-1)		-	-	-	1
	Child Exploitation (35-42-4-4)		-	-	-	1
	Controlled Substance Registration (35-48-4-14)		-	-	-	1
	Conversion (35-43-4-3)		-	-	-	1
	Criminal Confinement (35-42-3-3)		-	-	-	1
	Criminal Recklessness (35-42-2-2)		-	2	-	4
	Dealing Marijuana, Hash Oil, or Hashish (35-48-4-10)		-	2	-	4
	Dealing Subs. Represent as Cntrl'd Subs. (35-48-4-4.5)		-	1	-	1
	Dissemination of Matter Harmful to Minor (35-49-3-3)		-	-	1	-
	Domestic Battery (35-42-2-1.3)		-	-	-	3
	Driving While Suspended/Oper Veh HTV (9-30-10-16)		-	-	-	2
	Failure to Register as a Sex Offender (11-8-8-17)		-	-	-	1
	Failure to Return to Lawful Detention (35-44-3-5)		-	-	-	1
	Failure to Warn Comm Disease (35-42-1-9)		-	-	-	1
	Intimidation (35-45-2-1)		-	-	-	2
	Invasion of Privacy (35-46-1-15.1)		-	-	-	1
	Maintaining a Common Nuisance (35-48-4-13)		-	-	-	1
	Neglect of a Dependent (35-46-1-4)		-	-	-	1
	Non-Support of a Child (35-46-1-5)		-	3	2	10
	Obstruction of Justice (35-44-3-4)		-	-	-	1
	Operating Vehicle Intox-Prior (9-30-5-3)		-	-	2	5
	Operating Vehicle Intoxicated-Endanger (9-30-5-2)		-	1	-	2
	Poss. of Marijuana, Hash Oil, or Hashish (35-48-4-11)		-	1	-	6
	Possession - Syringe/Needle (16-42-19-18)		-	-	-	2
	Possession of Cocaine or Narcotic Drug (35-48-4-6)		-	-	-	4
	Possession of Controlled Substance (35-48-4-7)		-	-	2	2
	Possession of Methamphetamine (35-48-4-6.1)		1	-	2	3
	Possession of Precursors (35-48-4-14.5)		-	-	1	1
	Possession/Use of Legend Drug (16-42-19-13)		-	-	-	1
	Residential Entry (35-43-2-1.5)		-	-	1	-
	Resisting Law Enforcement (35-44-3-3)		-	-	-	2
	Resisting Law Enforcement, Vehicle (35-44.1-3-1A)		-	-	-	1
Sexual Battery (35-42-4-8)		-	-	-	3	
Stalking (35-45-10-5)		-	-	-	1	
Theft, Receiving Stolen Property (35-43-4-2)		2	6	9	29	
Violation-1935 Firearms (35-47-5-4.1)		-	-	-	1	
<b>D Felony Total</b>			<b>3</b>	<b>16</b>	<b>20</b>	<b>102</b>

Felony Level	Primary Offense	Secondary Offense	Jun-18		This Calendar Year	
			SEX		SEX	
			F	M	F	M
Level 1 Felony	Aggravated Battery (35-42-2-1.5)		-	-	1	-
	Aiding, Inducing or Causing an Offense (35-41-2-4)	Murder (35-42-1-1)	-	2	-	3
	Attempt to Commit a Felony (35-41-5-1)	Child Molesting (35-42-4-3)	-	-	-	2
		Murder (35-42-1-1)	-	2	2	10
	Burglary (35-43-2-1)		-	1	1	2
	Child Molesting (35-42-4-3)		-	6	-	40
	Conspiracy (35-41-5-2)		-	1	-	1
		Murder (35-42-1-1)	-	-	1	1
	Neglect of a Dependent/Death (35-46-1-4)		-	-	1	2
	Rape (35-42-4-1)		-	-	-	6
	Sex Misconduct w/ Minor (35-42-4-9)		-	-	-	1
<b>Level 1 Felony</b>			<b>0</b>	<b>12</b>	<b>6</b>	<b>68</b>

Felony Level	Primary Offense	Secondary Offense	Jun-18		This Calendar Year	
			SEX		SEX	
			F	M	F	M
Level 2 Felony	Aiding, Inducing or Causing an Offense (35-41-2-4)	Dealing Methamphetamine (35-48-4-1.1)	-	-	1	-
		Robbery (35-42-5-1)	-	-	-	1
	Attempt to Commit a Felony (35-41-5-1)	Burglary (35-43-2-1)	-	-	-	2
		Robbery (35-42-5-1)	-	-	2	1
	Battery (35-42-2-1)		-	-	-	1
	Burglary (35-43-2-1)		-	2	1	24
	Child Molesting (35-42-4-3)		-	1	-	1
Conspiracy (35-41-5-2)	Burglary (35-43-2-1)	-	-	-	1	
	Deal Sched 1,2,3 Sub (35-48-4-2)	-	-	-	1	

Felony Level	Primary Offense	Secondary Offense	Jun-18		This Calendar Year	
			SEX		SEX	
			F	M	F	M
Level 2 Felony (cont'd)		Dealing Cocaine or Narcotic Drug (35-48-4-1)	-	1	-	1
		Dealing Methamphetamine (35-48-4-1.1)	-	2	1	4
		Robbery (35-42-5-1)	-	-	-	1
		Criminal Confinement (35-42-3-3)	-	1	-	4
		Dealing Cocaine or Narcotic Drug (35-48-4-1)	1	10	4	56
		Dealing Methamphetamine (35-48-4-1.1)	2	10	18	79
		Dealing Sched I, II, or III Cntrl'd Sub (35-48-4-2)	-	-	1	1
		Possession - Destruct Device (35-47.5-5-2)	-	1	-	2
		Robbery (35-42-5-1)	-	1	1	15
		Voluntary Manslaughter (35-42-1-3)	-	-	5	10
Level 2 Felony Total			3	29	34	205

Felony Level	Primary Offense	Secondary Offense	Jun-18		This Calendar Year		
			SEX		SEX		
			F	M	F	M	
Level 3 Felony	Accident/Failure to Stop-Serious Inj/Death (9-26-1-1.1)		-	-	-	4	
	Aggravated Battery (35-42-2-1.5)		-	11	4	59	
	Aiding, Inducing or Causing an Offense (35-41-2-4)	Criminal Confinement (35-42-3-3)	-	-	1	-	
		Robbery (35-42-5-1)	-	1	1	4	
	Attempt to Commit a Felony (35-41-5-1)	Aggravated Battery (35-42-2-1.5)	-	-	-	1	
		Rape (35-42-4-1)	-	1	-	2	
		Robbery (35-42-5-1)	-	2	2	11	
	Battery (35-42-2-1)		1	1	2	4	
	Burglary (35-43-2-1)		-	-	1	7	
	Child Molesting (35-42-4-3)		-	2	-	20	
	Conspiracy (35-41-5-2)	Dealing Methamphetamine (35-48-4-1.1)	-	-	2	2	
		Robbery (35-42-5-1)	-	1	-	4	
	Criminal Confinement (35-42-3-3)		2	4	3	18	
	Dealing Cocaine or Narcotic Drug (35-48-4-1)		1	3	2	35	
	Dealing Methamphetamine (35-48-4-1.1)		3	5	14	44	
	Dealing Sched I, II, or III Cntrl'd Sub (35-48-4-2)		-	-	1	1	
	Dealing Sched IV Cntrl'd Sub (35-48-4-3)		-	-	1	-	
	Human Sexual Trafficking (35-42-3.5-1)		-	-	-	1	
	Kidnapping (35-42-3-2)		-	-	-	4	
	Neglect of a Dependent/Death (35-46-1-4)		-	1	4	8	
	Possession of Cocaine or Narcotic Drug (35-48-4-6)		-	-	1	5	
	Possession of Methamphetamine (35-48-4-6.1)		-	2	3	15	
	Rape (35-42-4-1)		1	3	1	17	
	Resisting Law Enforcement (35-44.1-3-1)		-	-	1	3	
	Robbery (35-42-5-1)		2	21	11	149	
	Level 3 Felony Total			10	58	55	418

Felony Level	Primary Offense	Secondary Offense	Jun-18		This Calendar Year	
			SEX		SEX	
			F	M	F	M
Level 4 Felony	Aiding, Inducing or Causing an Offense (35-41-2-4)	Burglary (35-43-2-1)	-	-	2	3
		Child Molesting (35-42-4-3)	1	-	1	-
	Arson (35-43-1-1)		1	3	2	12
	Attempt to Commit a Felony (35-41-5-1)	Conspiracy (35-41-5-2)	-	-	-	1
		Dealing Methamphetamine (35-48-4-1.1)	-	-	-	1
	Burglary (35-43-2-1)		4	25	29	186
	Child Exploitation (35-42-4-4)		-	1	-	2
	Child Molesting (35-42-4-3)		-	6	-	46
	Child Solicitation (35-42-4-6)		-	-	-	3
	Conspiracy (35-41-5-2)	Arson (35-43-1-1)	-	-	-	1
		Burglary (35-43-2-1)	-	-	-	1
		Conspiracy (35-41-5-2)	-	-	1	1
		Dealing Cocaine or Narcotic Drug (35-48-4-1)	-	-	-	1
		Dealing Methamphetamine (35-48-4-1.1)	-	-	1	5
		Dealing Sched 1,2,3 Sub (35-48-4-2)	-	-	-	1
	Dealing Cocaine or Narcotic Drug (35-48-4-1)		1	9	10	55
	Dealing Methamphetamine (35-48-4-1.1)		3	14	24	76
	Dealing Sched I, II, or III Cntrl'd Sub (35-48-4-2)		1	-	3	-
	Escape 35-44.1-3-4		-	-	-	1
	Felon in Possession of a Firearm (35-47-4-5)		1	13	1	124
	Human Sexual Trafficking (35-42-3.5-1)		-	-	-	1
	Incest (35-46-1-3)		-	1	-	1
	Manufacturing Meth (35-48-4-1.2)		-	2	1	5
	Operating Vehicle Intoxicated/Death (9-30-5-5)		-	-	2	4
		Habitual Offender Controlled Substance (35-50-2-10)	-	-	-	1
	Pharmacy Robbery (35-42-5-1(b))		-	-	-	1
	Possession of Cocaine or Narcotic Drug (35-48-4-6)		-	-	1	15
	Possession of Methamphetamine (35-48-4-6.1)		-	4	7	30
	Robbery (35-42-5-1(1))		-	-	-	1
	Sexual Battery (35-42-4-8)		-	1	-	4
Sexual Misconduct with a Minor (35-42-4-9)		2	2	5	22	
Stalking (35-45-10-5)		-	-	-	1	
Level 4 Felony Total			14	81	90	606



Felony Level	Primary Offense	Secondary Offense	Jun-18		This Calendar Year		
			SEX		SEX		
			F	M	F	M	
Level 5 Felony	Accident/Failure to Stop-Serious Inj/Death (9-26-1-8)		-	-	1	3	
	Aiding, Inducing or Causing an Offense (35-41-2-4)	Battery (35-42-2-1)	-	-	1	-	
		Burglary (35-43-2-1)	1	-	1	1	
		Dealing Cocaine or Narcotic Drug (35-48-4-1)	-	-	1	-	
		Dealing in Methamphetamine (35-48-4-1.1)	-	1	2	2	
	Assisting a Criminal (35-44.1-2-5)		-	-	2	1	
	Attempt to Commit a Felony (35-41-5-1)	Battery (35-42-2-1)	-	-	-	2	
		Burglary (35-43-2-1)	-	-	-	3	
		Criminal Recklessness (35-42-2-2)	-	1	-	1	
		Escape (35-44.1-3-4)	1	-	2	-	
		Fraud on Financial Institution (35-43-5-8)	-	-	-	1	
		Robbery (35-42-5-1)	-	1	1	4	
		Sexual Misconduct with a Minor (35-42-4-9)	-	1	-	1	
		Theft, Recv Stolen Prop (35-43-4-2)	-	-	-	1	
				-	4	-	
	Auto Theft, Receiving Stolen Parts (35-43-4-2.5)			3	23	28	
	Battery (35-42-2-1)			-	24	7	
	Burglary (35-43-2-1)			-	1	-	
	Child Exploitation (35-42-4-4)			-	-	-	
	Child Pornography (35-42-4-4(C))			-	-	-	
	Child Possession of a Firearm (35-47-10-5)			-	1	-	
	Child Seduction (35-42-4-7)			-	-	1	
	Child Solicitation (35-42-4-6)			-	-	-	
	Conspiracy (35-41-5-2)	Battery (35-42-2-1)		-	-	1	
		Burglary (35-43-2-1)		-	-	1	
		Dealing in Methamphetamine (35-48-4-1.1)		-	2	-	
		Fraud on Financial Institution (35-43-5-8)		-	-	-	
		Robbery (35-42-5-1)		-	-	-	
		Trafficking with an Inmate (35-44.1-3-5)		-	1	2	
				-	-	1	
	Controlled Substance Registration (35-48-4-14)			-	-	1	
	Conversion (35-43-4-3)			-	-	-	
	Corrupt Business Influence (35-45-6-2)			1	3	10	
	Criminal Confinement (35-42-3-3)			-	7	-	
	Criminal Recklessness (35-42-2-2)			1	3	1	
	DWS/Oper Veh HTV (9-30-19-16)			-	-	-	
	Dealing Cocaine or Narcotic Drug (35-48-4-1)			5	8	23	
	Dealing Marijuana, Hash Oil, or Hashish (35-48-4-10)			1	3	1	
	Dealing Methamphetamine (35-48-4-1.1)			3	11	18	
	Dealing Sched I, II, or III Cntrl Sub (35-48-4-2)			-	1	3	
	Dealing Sched IV Cntrl Sub (35-48-4-3)			-	-	1	
	Dealing in Methamphetamine (35-48-4-1.1)			4	10	35	
	Dealing/Poss. Look-Alike Subs (35-48-4-4.6)			-	-	1	
	Disarm/Attempt to Disarm an Officer (35-44.1-3-2)			-	-	1	
	Domestic Battery (35-42-2-1.3)			-	15	3	
	Escape (35-44.1-3-4)			3	2	7	
	Fail to Stop Acc Death (9-26-1-1.1)			1	1	1	
	Failure to Register as a Sex Offender (11-8-8-17)			-	2	1	
	Firearm w/in One Mile of School (35-47-2-1)			1	26	2	
	Fraud on Financial Institution (35-43-5-8)			1	4	7	
	Incest (35-46-1-3)			-	1	-	
	Intimidation (35-45-2-1)			-	3	2	
	Involuntary Manslaughter (35-42-1-4)			-	-	-	
	Kidnapping (35-42-3-2)			-	-	1	
	Neglect of a Dependent/Death (35-46-1-4)			2	-	5	
	Non-Support of Dependent Child (35-46-1-5)			-	2	-	
	Obliterating Handgun I.D. (35-47-2-18)			-	-	-	
	Oper Veh Aft Life Susp (9-30-10-17)			1	26	7	
	Operating Vehicle Intox-Prior (9-30-5-3)			-	1	-	
	Operating Vehicle Intoxicated/Death (9-30-5-5)			-	-	3	
	Operating Vehicle Intoxicated/Injury (9-30-5-4)			-	1	2	
	Possession - Destruct Device (35-47.5-5-2)			-	-	-	
	Possession - Machine Gun or Bomb (35-47-5-8)			-	-	-	
	Possession of Cocaine or Narcotic Drug 35-48-4-6			-	5	8	
	Possession of Precursors (35-48-4-14.5)			-	-	1	
	Possession of Syringes or Needles (16-42-19-18)			4	3	23	
	Possession/Use of Legend Drug (16-42-19-13)			-	-	-	
	Promoting Prostitution (35-45-4-4)			-	1	-	
	Reckless Homicide (35-42-1-5)			-	-	1	
	Resisting Law Enforcement (35-44.1-3-1)			-	-	-	
	Robbery (35-42-5-1)			-	7	5	
	Sexual Misconduct with Service Provider (35.44.1-3-10)			-	-	-	
	Sexual Misconduct with a Minor (35-42-4-9)			-	7	-	
	Stalking (35-45-10-5)			-	1	-	
	Theft, Receiving Stolen Property (35-43-4-2)			-	-	5	
	Trafficking with an Inmate (35-44.1-3-5)			2	1	9	
	Vicious Sexual Gratification (35-42-4-5)			-	-	-	
	<b>Level 5 Felony Total</b>			<b>35</b>	<b>215</b>	<b>239</b>	<b>1419</b>

Felony Level	Primary Offense	Secondary Offense	Jun-18		This Calendar Year		
			SEX		SEX		
			F	M	F	M	
Level 6 Felony	Assisting a Criminal (35-44.1-2-5)		1	-	2	-	
	Attempt to Commit a Felony (35-41-5-1)	Auto Theft, Receiving Stolen Parts (35-43-4-2.5)	-	1	-	1	
		Theft, Receiving Stolen Property (35-43-4-2)	-	1	-	1	
	Auto Theft, Receiving Stolen Parts (35-43-4-2.5)		-	4	3	21	
	Battery 35-42-2-1		-	3	4	18	
	Check Fraud (35-43-5-12)		-	1	-	2	
	Child Exploitation (35-42-4-4)		-	1	-	1	
	Contrib Delinquency (35-46-1-8)		-	-	-	1	
	Controlled Substance Registration (35-48-4-14)		-	1	-	1	
	Criminal Confinement (35-42-3-3)		-	-	-	4	
	Criminal Confinement (35-42-3-3)		-	2	2	25	
	Criminal Mischief (35-43-1-2)		-	-	-	1	
	Criminal Recklessness (35-42-2-2)		-	-	2	7	
	Criminal Trespass (35-43-2-2)		-	1	-	1	
	Dealing Marijuana, Hash Oil, or Hashish (35-48-4-10)		-	-	-	1	
	Dealing Marijuana, Hash Oil, or Hashish (35-48-4-2A-1)		-	-	-	1	
	Dealing Sched IV Cntrl Sub (35-48-4-3)		-	-	-	1	
	Dealing/Poss. Look-Alike Subs (35-48-4-10.5)		-	-	-	2	
	Dealing/Poss. Look-Alike Subs (35-48-4-11.5)		-	-	-	4	
	Escape 35-44.1-3-4		4	3	13	31	
	Fail to Reg Sex Off (11-8-8-17)		-	-	-	4	
	Failure to Appear (35-44.1-2-9)		-	-	1	1	
	Forgery, Counterfeiting, Application Fraud (35-43-5-2)		-	1	2	4	
	Habitual Offender (35-50-2-8)		-	-	1	-	
	Home Improvement Fraud (35-43-6-12)		-	-	-	1	
	Identity Deception (35-43-5-3.5)		-	-	1	1	
	Insurance Fraud (35-43-5-4.5)		-	-	-	6	
	Intimidation (35-45-2-1)		-	2	1	3	
	Invasion of Privacy (35-46-1-15.1)		-	-	1	4	
	Kidnapping (35-42-3-2)		-	1	-	1	
	Maintain Common Nuisance (35-45-2-1(c))		-	-	-	1	
	Maintaining Common Nuisance (35-48-4-13)		1	1	4	8	
	Neglect of a Dependent/Death (35-46-1-4)		-	1	5	2	
	Non-Support of Dependent Child (35-46-1-5)		-	1	-	5	
	Obstruction of Justice (35-44.1-2-2)		-	1	1	2	
	Oper Vehicle-Intox-Prev Conv (9-30-5-3)		-	-	1	7	
		Habitual Offender Controlled Substance (35-50-2-10)	-	-	-	3	
	Operating Vehicle Intoxicated-Contrlld Sub (9-30-5-1)		-	1	2	2	
	Operating Vehicle Intoxicated-Endanger (9-30-5-2)		1	3	6	10	
		Habitual Offender Controlled Substance (35-50-2-10)	-	2	1	9	
	Operating Vehicle-Habitual Violation (9-30-10-16)		-	-	3	3	
		Habitual Offender Controlled Substance (35-50-2-10)	-	-	-	1	
	Pointing a Firearm (35-47-4-3)		-	-	-	1	
	Poss Precursors (35-48-4-14.5)		-	-	1	1	
	Possession Sched IV Contrl Sub w/in 1,000 ft (35-48-4-7)		-	-	-	1	
	Possession of Cocaine or Narcotic Drug (35-48-4-6)		1	2	10	18	
	Possession of Marijuana (35-48-4-11)		-	-	-	1	
	Possession of Methamphetamine (35-48-4-6.1)		6	14	25	74	
	Possession of Syringes or Needles (16-42-19-18)		1	4	12	25	
	Possession or Use of Legend Drug (16-42-19-13)		-	-	-	2	
	Residential Entry (35-43-2-1.5)		-	2	4	7	
	Resisting Law Enforc (35-44.1-3-1)		-	3	4	12	
	Stalking (35-45-10-5)		-	-	-	1	
	Strangulation (35-42-2-9)		-	-	-	9	
	Synthetic ID Deception (35-43-5-3.8)		-	-	1	1	
	Theft, Receiving Stolen Property (35-43-4-2)		-	6	26	68	
	<b>Level 6 Felony Total</b>			<b>15</b>	<b>63</b>	<b>139</b>	<b>423</b>

Felony Level	Primary Offense	Secondary Offense	Jun-18		This Calendar Year	
			SEX		SEX	
			F	M	F	M
Habitual Offender	Habitual Offender (35-50-2-8)		-	-	-	1
<b>Habitual Offender Total</b>			<b>0</b>	<b>0</b>	<b>0</b>	<b>1</b>

Felony Level	Primary Offense	Secondary Offense	Jun-18		This Calendar Year	
			SEX		SEX	
			F	M	F	M
Murder	Murder (35-42-1-1)		-	2	5	43
		Firearm Enhancement (35-50-2-11)	-	1	-	1
<b>Murder Total</b>			<b>0</b>	<b>3</b>	<b>5</b>	<b>44</b>

Grand Total			Jun-18		This Calendar Year	
			SEX		SEX	
			F	M	F	M
			<b>95</b>	<b>568</b>	<b>701</b>	<b>3870</b>

Note: Offense data may not be available for all offenders at the time this table was prepared.

Only new commitments and probation violations are reported on this table.

Parole and Community Transition Program violators are excluded on this table.

Source: SAS - all.citations\_mso.pgm

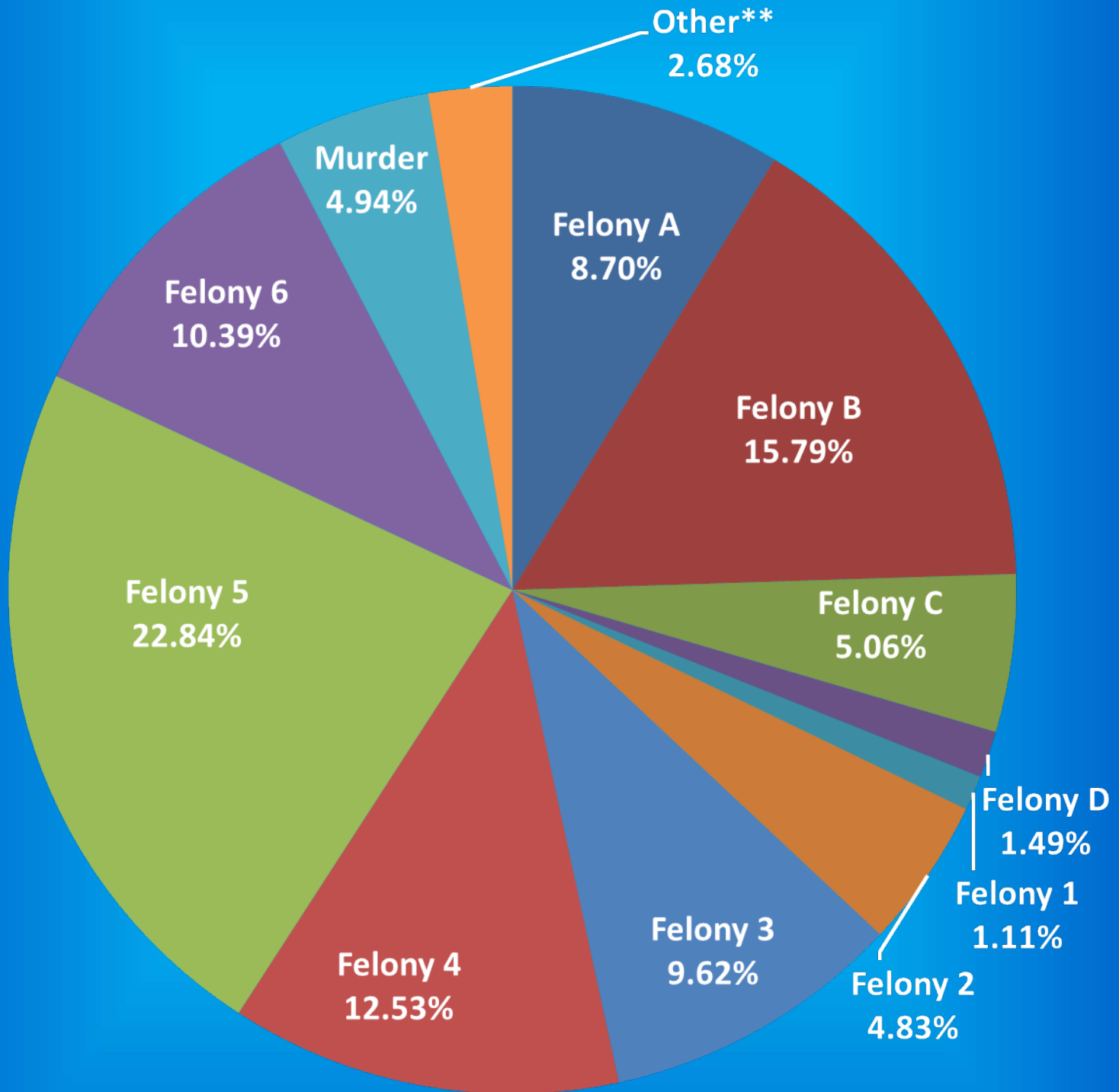
# Indiana Department of Correction

Graph A

Female Population by Most Serious Offense Felony Level\*

July 02, 2018

N = 2,514



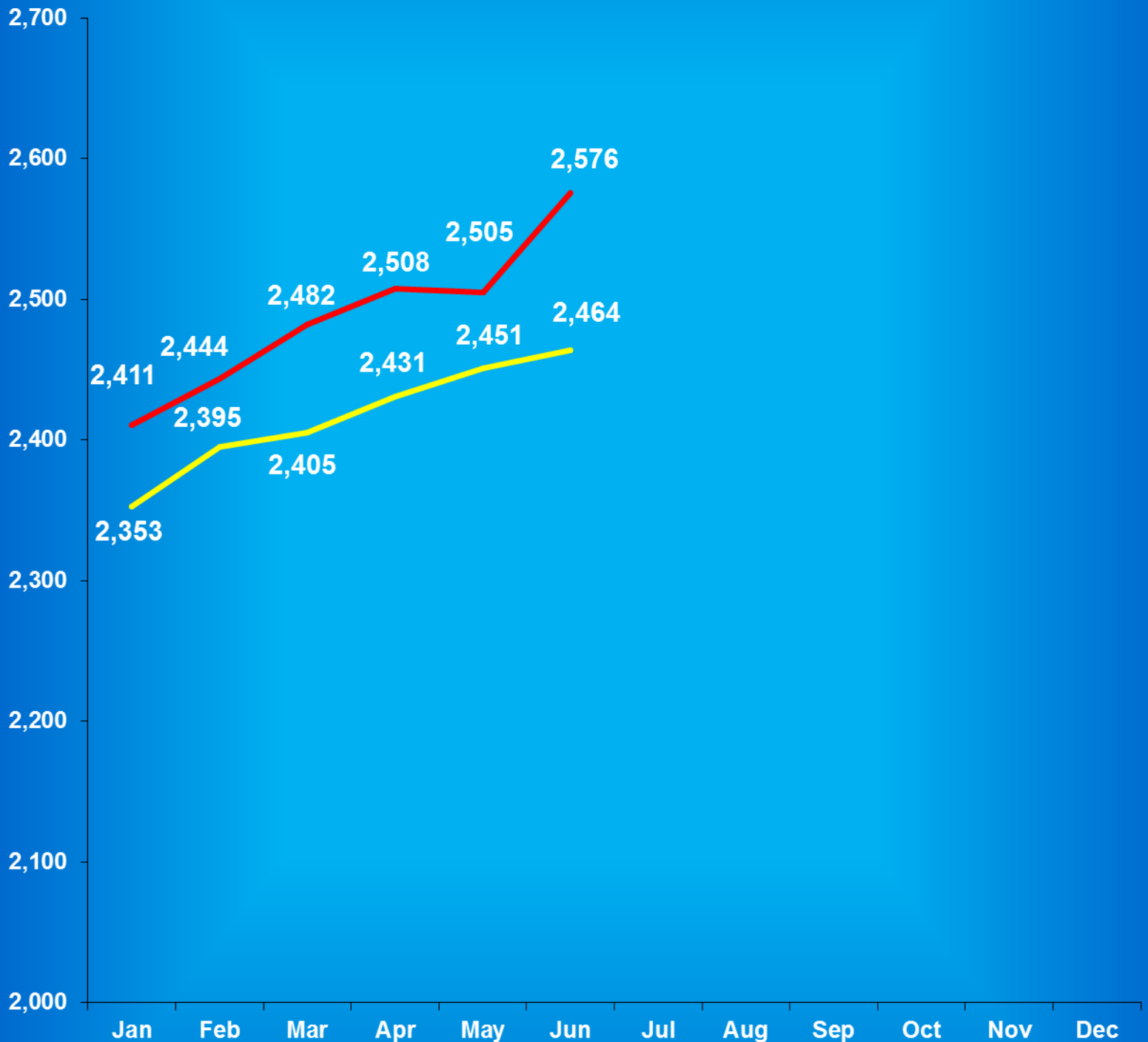
• Includes Offenders Held in County Jails and Contracted Beds

\*\* Other includes Safekeepers, Predispositions, Habitual Offenders, Misdemeanants, and Unknowns

# Indiana Department of Correction

## Graph B

### Average Daily Adult Female Offender Populations Calendar Year 2018



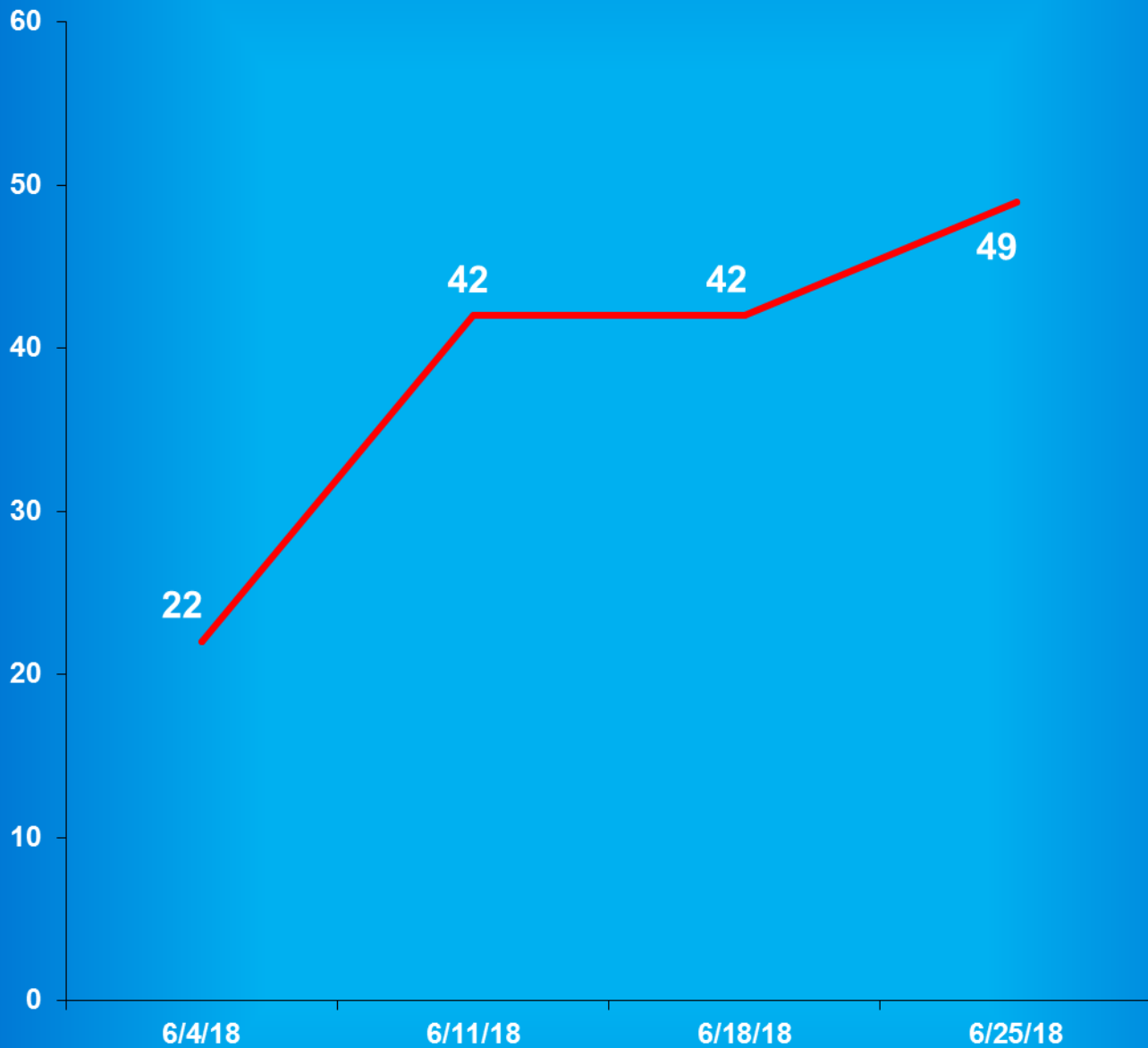
— Includes County Jail/Contract Beds    — Excludes County Jail/Contract Beds

# Indiana Department of Correction

## Graph C

### Adult Females Held in County Jails

June 2018



- Offenders held in county jails are newly sentenced offenders with completed court documents who are awaiting transfer to a DOC facility.

- Jail counts are a dynamic number that are affected by a variety of factors, including; sentencing trends, available DOC beds, and intake process completion.

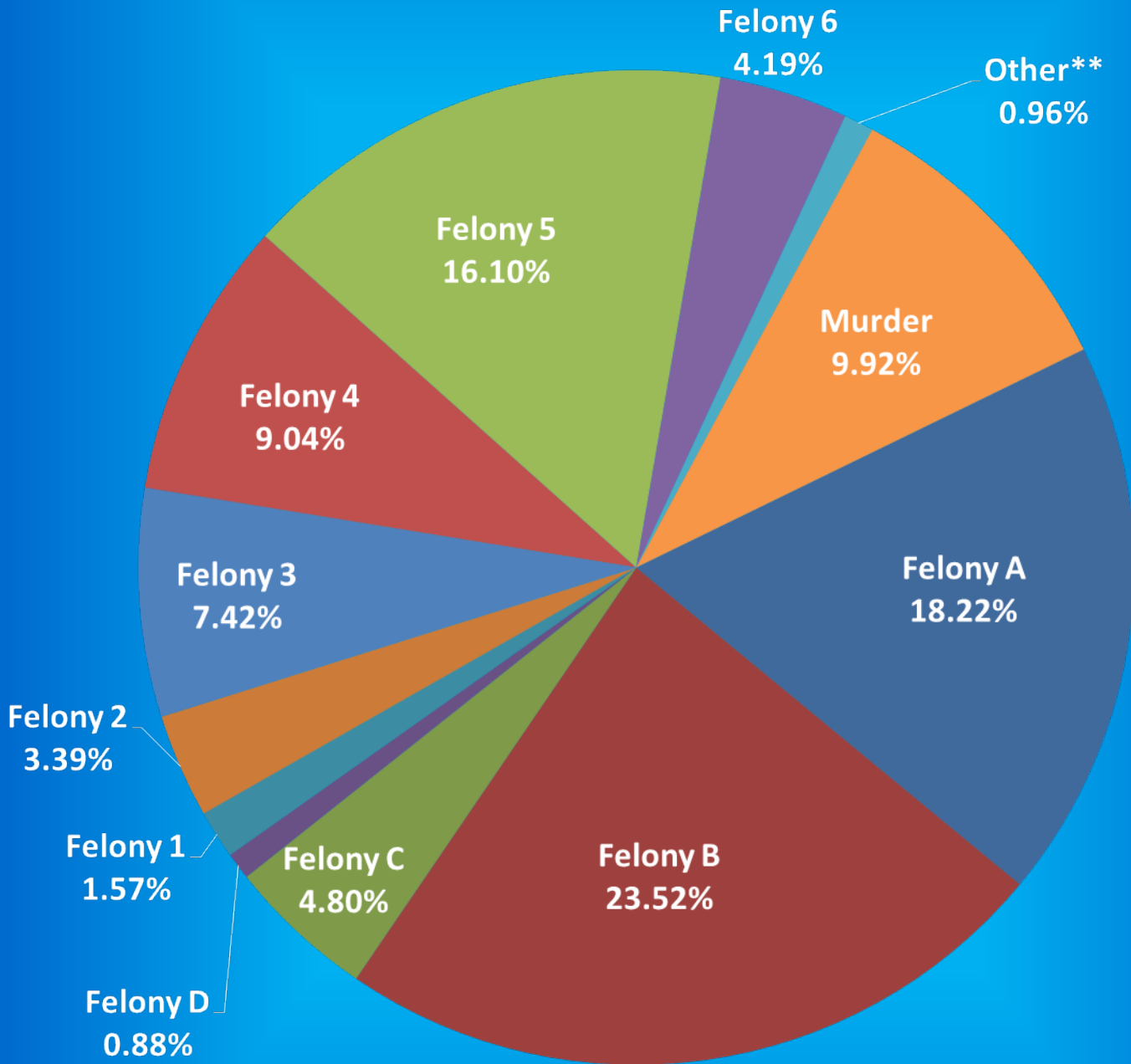
# Indiana Department of Correction

## Graph D

Male Population by Most Serious Offense Felony Level\*

July 02, 2018

N = 24,115



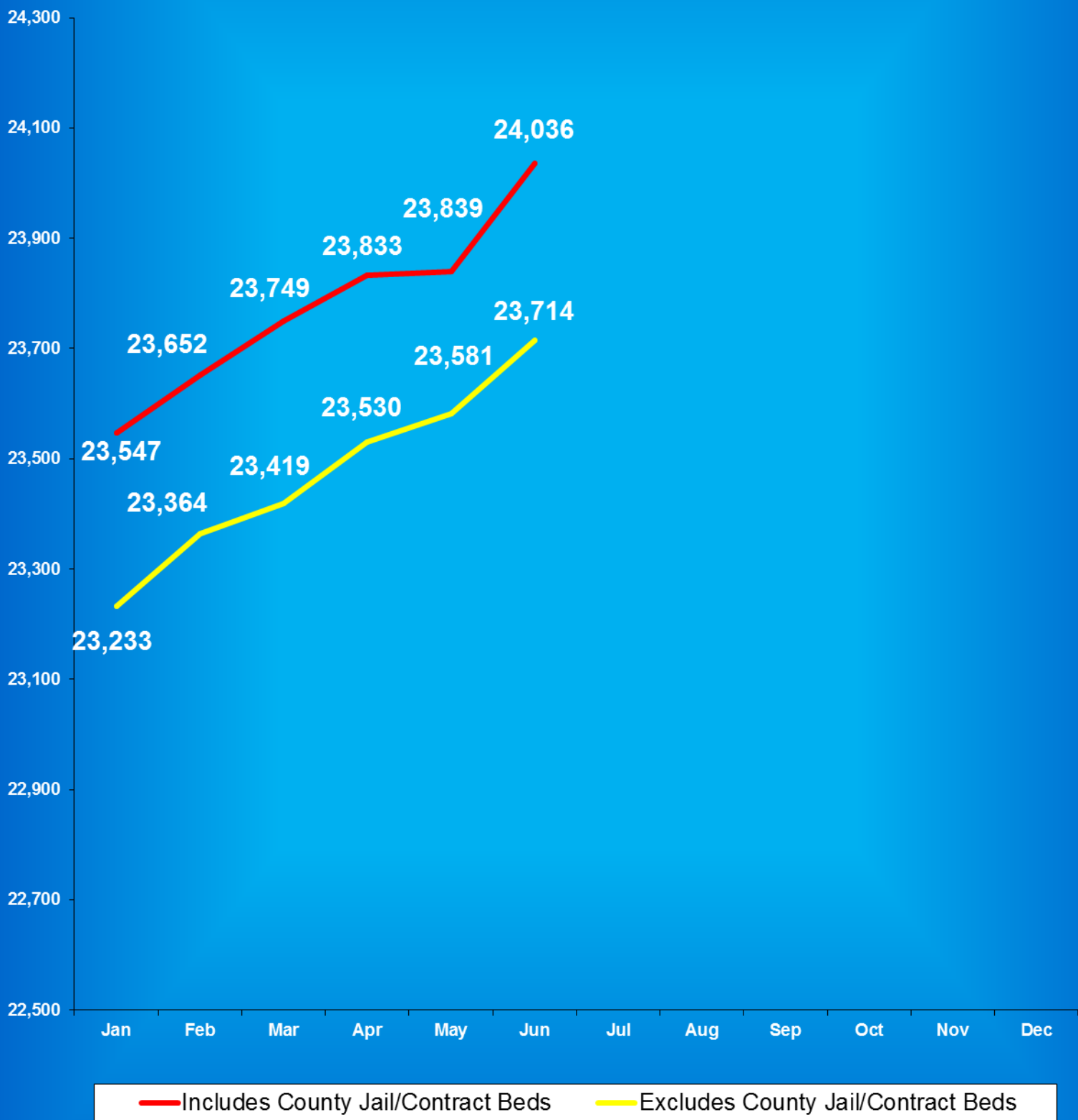
• Includes Offenders Held in County Jails and Contracted Beds

\*\* Other includes Safekeepers, Predispositions, Habitual Offenders, Misdemeanants, and Unknowns

# Indiana Department of Correction

## Graph E

### Average Daily Adult Male Offender Populations Calendar Year 2018

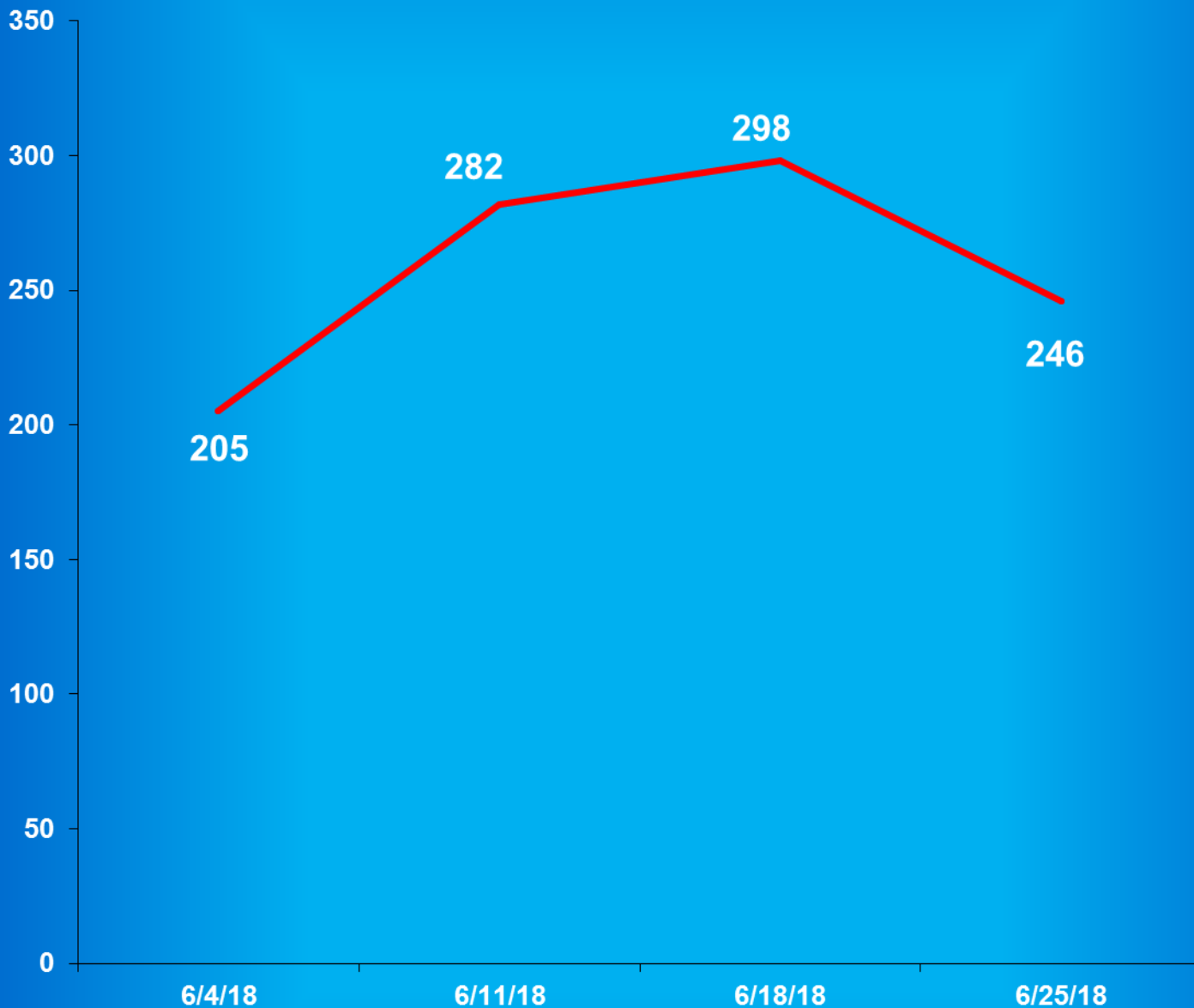


# Indiana Department of Correction

## Graph F

### Adult Males Held in County Jails

June 2018



- Offenders held in county jails are newly sentenced offenders with completed court documents who are awaiting transfer to a DOC facility.

- Jail counts are a dynamic number that are affected by a variety of factors, including; sentencing trends, available DOC beds, and intake process completion.





# Juvenile Offender Statistics



**Indiana Department Of Correction**  
**Table 13**  
**Monthly Facility Admissions and Releases**

**Juvenile Offenders**  
**June 2018**

**Admissions of All Juvenile Males**

<b>New Commitment</b>	<b>Re-Commitment</b>	<b>Parolee Return</b>	<b>Return From Escape</b>	<b>Diagnostics/Walk-Thrus</b>
17	12	0	0	5

**Releases of All Juvenile Males**

<b>Discharge</b>	<b>Parole</b>	<b>Escape</b>	<b>Diagnostics/Walk-Thrus</b>
37	8	0	7

**Admissions of All Juvenile Females**

<b>New Commitment</b>	<b>Re-Commitment</b>	<b>Parolee Return</b>	<b>Return From Escape</b>	<b>Diagnostics/Walk-Thrus</b>
2	0	1	0	0

**Releases of All Juvenile Females**

<b>Discharge</b>	<b>Parole</b>	<b>Escape</b>	<b>Diagnostics/Walk-Thrus</b>
9	4	0	1

Sources:

SAS - mnthadm4\_pgm\_tbl13.pgm

SAS - mnthext4\_pgm\_tbl13.pgm

**Indiana Department of Correction**

**Table 14**

**New Admissions by County of Commitment - Juveniles**

**June 2018**

County	Admission Type			County	Admission Type		
	New Commits	Re Commits	Total		New Commits	Re Commits	Total
Adams	0	0	0	Madison	0	0	0
Allen	1	0	1	Marion	2	5	7
Bartholomew	0	0	0	Marshall	0	0	0
Benton	0	1	1	Martin	0	0	0
Blackford	0	0	0	Miami	0	0	0
Boone	0	0	0	Monroe	0	0	0
Brown	0	0	0	Montgomery	1	0	1
Carroll	0	0	0	Morgan	0	0	0
Cass	0	0	0	Newton	0	0	0
Clark	0	0	0	Noble	0	0	0
Clay	0	1	1	Ohio	0	0	0
Clinton	0	0	0	Orange	0	0	0
Crawford	0	0	0	Owen	0	0	0
Daviess	0	0	0	Parke	0	0	0
Dearborn	0	0	0	Perry	0	0	0
Decatur	0	0	0	Pike	0	0	0
DeKalb	0	0	0	Porter	1	0	1
Delaware	1	0	1	Posey	0	0	0
Dubois	0	0	0	Pulaski	0	0	0
Elkhart	1	0	1	Putnam	0	0	0
Fayette	0	0	0	Randolph	0	0	0
Floyd	0	0	0	Ripley	0	0	0
Fountain	0	0	0	Rush	0	0	0
Franklin	0	0	0	St. Joseph	4	0	4
Fulton	0	0	0	Scott	1	0	1
Gibson	0	0	0	Shelby	0	0	0
Grant	0	0	0	Spencer	0	0	0
Greene	0	0	0	Starke	0	0	0
Hamilton	0	0	0	Steuben	0	0	0
Hancock	0	0	0	Sullivan	0	0	0
Harrison	0	0	0	Switzerland	0	0	0
Hendricks	0	0	0	Tippecanoe	0	0	0
Henry	0	0	0	Tipton	0	0	0
Howard	0	0	0	Union	0	0	0
Huntington	0	0	0	Vanderburgh	1	2	3
Jackson	0	0	0	Vermillion	0	0	0
Jasper	0	0	0	Vigo	0	0	0
Jay	0	0	0	Wabash	0	0	0
Jefferson	0	0	0	Warren	0	0	0
Jennings	0	0	0	Warrick	0	0	0
Johnson	1	1	2	Washington	1	1	2
Knox	1	0	1	Wayne	0	0	0
Kosciusko	0	0	0	Wells	0	0	0
LaGrange	1	0	1	White	1	0	1
Lake	1	0	1	Whitley	0	0	0
LaPorte	0	0	0	Unknown	0	1	1
Lawrence	0	0	0	<b>Totals</b>	<b>19</b>	<b>12</b>	<b>31</b>

This data is based on most serious offense and excludes parole violations.

Source: Mnthadm4\_pgm\_tbl14.pgm

Indiana Department of Correction

Table 15

Monthly Releases by County of Commitment - Juveniles

June 2018

County	Release Type			County	Release Type		
	Discharge	Parole	Total		Discharge	Parole	Total
Adams	0	0	0	Madison	0	0	0
Allen	5	0	5	Marion	11	2	13
Bartholomew	0	0	0	Marshall	0	0	0
Benton	0	0	0	Martin	0	0	0
Blackford	0	0	0	Miami	0	0	0
Boone	1	0	1	Monroe	0	0	0
Brown	0	0	0	Montgomery	0	0	0
Carroll	0	0	0	Morgan	0	0	0
Cass	1	0	1	Newton	0	0	0
Clark	0	0	0	Noble	0	0	0
Clay	0	0	0	Ohio	0	0	0
Clinton	1	1	2	Orange	1	0	1
Crawford	0	0	0	Owen	0	0	0
Daviess	0	0	0	Parke	0	0	0
Dearborn	0	0	0	Perry	0	0	0
Decatur	1	0	1	Pike	0	0	0
DeKalb	1	0	1	Porter	1	0	1
Delaware	0	0	0	Posey	0	0	0
Dubois	0	0	0	Pulaski	0	0	0
Elkhart	5	1	6	Putnam	0	0	0
Fayette	0	0	0	Randolph	0	0	0
Floyd	1	0	1	Ripley	0	0	0
Fountain	0	0	0	Rush	1	0	1
Franklin	0	0	0	St. Joseph	3	0	3
Fulton	0	0	0	Scott	0	0	0
Gibson	1	0	1	Shelby	0	0	0
Grant	0	0	0	Spencer	0	0	0
Greene	0	0	0	Starke	0	0	0
Hamilton	1	0	1	Steuben	0	0	0
Hancock	0	0	0	Sullivan	0	0	0
Harrison	0	0	0	Switzerland	0	0	0
Hendricks	1	0	1	Tippecanoe	3	1	4
Henry	0	1	1	Tipton	0	0	0
Howard	0	1	1	Union	0	0	0
Huntington	0	0	0	Vanderburgh	1	1	2
Jackson	0	0	0	Vermillion	0	0	0
Jasper	0	0	0	Vigo	0	0	0
Jay	1	0	1	Wabash	0	0	0
Jefferson	0	0	0	Warren	0	0	0
Jennings	0	0	0	Warrick	0	0	0
Johnson	0	0	0	Washington	0	0	0
Knox	0	0	0	Wayne	0	2	2
Kosciusko	2	2	4	Wells	0	0	0
LaGrange	0	0	0	White	0	0	0
Lake	1	0	1	Whitley	0	0	0
LaPorte	0	0	0	Unknown	0	0	0
Lawrence	2	0	2	<b>Totals</b>	<b>46</b>	<b>12</b>	<b>58</b>

Some discharges may be releases to County Probation - data is unable to be separated.

Diagnostics and Escapes are excluded.

Source: Mnthext4\_pgm\_tbl15.pgm

**Indiana Department of Correction**  
**Table 16**  
**Total Number of Committing Offenses for Juveniles**  
**Committed to the Indiana Department of Correction**

**June 2018**

OFFENSE (Citation Code)	NUMBER OF OFFENSES			
	This Month		This Calendar Year	
LEVEL I	Female	Male	Female	Male
Aggravated Battery (35-42-2-1.5)	0	1	0	1
Arson (35-43-1-1)	0	0	0	2
Battery (35-42-2-1)	0	2	5	15
Battery by Bodily Waste (35-42-2-6)	0	0	0	1
Burglary (35-43-2-1)	0	4	0	18
Carjacking (35-42-5-2)	0	0	0	0
Carrying Handgun w/o License (35-47-2-1)	0	0	0	3
Changing, Altering, Removing, Obliterating ID of Handgun (35-47-2-18)	0	0	0	0
Child Exploitation (35-42-4-4)	0	0	0	1
Child Molesting (35-42-4-3)	0	0	0	5
Child Seduction (35-42-4-7)	0	0	0	0
Child Selling (35-46-1-4)	0	0	0	0
Child Solicitation (35-42-4-6)	0	0	0	0
Child in Possession of Handgun (35-47-10-5)	0	0	0	4
Consumer Product Tampering (35-45-8-3)	0	0	0	0
Criminal Confinement (35-42-3-3)	0	0	0	3
Criminal Deviate Conduct (35-42-4-2)	0	0	0	0
Criminal Gang Intimidation (35-45-9-4)	0	0	0	0
Criminal Gang Recruitment	0	0	0	0
Criminal Recklessness (35-42-2-2)	0	1	1	8
Dangerous Possession of a Firearm (35-47-10-5)	0	6	0	21
Dealing in a Sawed-Off Shotgun (35-47-5-4.1)	0	0	0	0
Distribution of a Destructive Device (IC 35-47.5-5-5)	0	0	0	0
Domestic Battery (35-42-2-1.3)	0	0	1	6
Driving While Intoxicated Resulting in Death (9-30-5-5)	0	0	0	0
False Application for Handgun (35-47-2-8)	0	0	0	0
False, Altering Handgun License (35-47-2-22)	0	0	0	0
Feticide (35-42-1-6)	0	0	0	0
Handgun, False ID (35-47-2-17)	0	0	0	0
Incest (35-46-1-3)	0	0	0	0
Interference with Custody (35-42-3-4)	0	0	0	0
Intimidation (35-45-2-1)	0	0	0	0
Involuntary Manslaughter (35-42-1-4)	0	0	0	0
Kidnapping (35-42-3-2)	0	0	0	0
Murder (35-42-1-1)	0	0	0	0
Neglect of a Dependent (35-46-1-4)	0	0	0	0
Operation of a Machine Gun/Hurling a Bomb (35-47-5-9)	0	0	0	0
Overpass Mischief (35-42-2-5)	0	0	0	0
Pointing a Firearm (35-47-4-3)	0	0	0	3
Possession of Firearm on School Property (35-47-9-2)	0	1	0	2
Possession of a Machine Gun or Bomb (35-47-5-9)	0	0	0	0
Rape (35-42-4-1)	0	0	0	3
Reckless Homicide (35-42-1-5)	0	0	0	1
Resisting Law Enforcement (35-44-3-3)	0	0	0	0
Robbery (35-42-5-1)	0	3	1	19
Sell, Manufacture, Possess, Purchase Explosive (35-47-5-1)	0	0	0	0
Sell, Transfer, HIV Blood (35-42-1-7)	0	0	0	0
Selling, Transferring, Giving Handgun to Under 18 (35-47-2-7)	0	0	0	0
Sexual Battery (35-42-4-8)	0	0	0	3
Sexual Misconduct (35-44-1-5)	0	0	0	0
Sexual Misconduct with a Minor (35-42-4-9)	0	1	0	1

**LEVEL I (cont'd)****NUMBER OF OFFENSES**

	This Month		This Calendar Year	
	Female	Male	Female	Male
Stalking (35-45-10-5)	0	0	0	0
Strangulation (35-42-2-9)	0	0	0	1
Unlawful Delivery of Confiscated Firearm (35-47-3-4)	0	0	0	0
Unlawful Use of Body Armor (35-47-5-13)	0	0	0	0
Unlawful Use of Stun Gun (35-47-8-5)	0	0	0	0
Vicarious Sexual Gratification (35-42-4-5)	0	0	0	0
Voluntary Manslaughter (35-42-1-3)	0	0	0	0
<b>Sub-Total</b>	<b>0</b>	<b>19</b>	<b>8</b>	<b>121</b>

**LEVEL II**

Assisting a Criminal (35-44-3-2)	0	0	0	0
Chinese Throwing Star (35-47-5-12)	0	0	0	0
Criminal Gang Activity (35-45-9-3)	0	0	0	0
Criminal Recklessness (35-42-2-2)	0	0	0	0
Dealing Anabolic Steroid (16-42-19-27)	0	0	0	0
Dealing Methamphetamine (35-48-4-1.1)	0	0	0	1
Dealing in Cocaine or Narcotic Drug (35-48-4-1)	0	0	0	0
Dealing in Marijuana, Hash Oil, or Hashish (35-48-4-10)	0	0	0	1
Dealing in a Schedule I, II, or III Controlled Substance (35-48-4-2)	0	0	0	2
Dealing in a Schedule IV Controlled Substance (35-48-4-3)	0	0	0	0
Dealing in a Schedule V Controlled Substance (35-48-4-4)	0	0	0	0
Dealing in a Substance Represented to be a Controlled Substance (35-48-4-4.5)	0	0	0	0
Delivery of Weapon to Intoxicated Person (35-47-4-1)	0	0	0	0
Disarming Law Enforcement Officer (35-44.1-3-2)	0	0	0	0
Escape/Failure to Return to Lawful Detention (35-44-3-5)	1	0	7	5
Inmate w/ Deadly Weapon (35-44.1-3-7)	0	0	0	0
Interference with Custody (35-42-3-4)	0	0	0	0
Intimidation (35-45-2-1)	0	2	4	20
Knife with Automatic Blade (35-47-5-2)	0	0	0	0
Loan Sharking (35-45-7-2)	0	0	0	0
Maintaining a Common Nuisance (35-48-4-13)	0	0	0	0
Manufacture, Distribution, Possession of a Substance Represented to be a Controlled Substance (35-48-4-4.6)	0	0	0	0
Neglect of a Dependent (35-46-1-4)	0	0	0	0
Poss Precursors w/ Intent to Manufacture Etc. (35-48-4-14.5)	0	0	0	0
Possession of a Controlled Substance (35-48-4-7)	0	0	0	0
Possession of a Knife on School Property (35-47-5-2.5)	0	0	0	1
Promoting Prostitution (35-45-4-4)	0	0	0	0
Purchase, Possession or Sale of Stun Gun (35-47-8-5)	0	0	0	0
Resisting Law Enforcement (35-44-3-3)	0	1	0	8
Rioting with a Deadly Weapon (35-45-1-2)	0	0	0	0
Sale, Possession, Use of Legend Drug (16-42-19-27)	0	0	0	0
Sexual Misconduct with a Minor (35-42-4-9)	0	0	0	0
Stalking (35-45-10-5)	0	0	0	0
Trafficking with an Inmate (35-44-3-9)	0	0	0	0
Use of Stun Gun in Commission of a Crime (35-47-8-5)	0	0	0	0
<b>Sub-Total</b>	<b>1</b>	<b>3</b>	<b>11</b>	<b>38</b>

**LEVEL III**

Accident /Failure to Stop (9-26-1-8)	0	0	0	0
Accident, Property Damage with Injury (9-26-1-8)	0	0	0	0
Altering or Damaging Computer (35-43-1-4)	0	0	0	0
Auto Theft, Receiving Stolen Parts (35-43-4-2.5)	0	5	1	15
Battery (35-42-2-1)	0	1	11	30
Battery by Bodily Waste (35-42-2-6)	0	0	0	1
Beastiality	0	0	0	0
Bribery (35-44-1-1)	0	0	0	0
Burglary (35-43-2-1)	0	0	0	0
Check Deception (35-43-5-5)	0	0	0	1

**NUMBER OF OFFENSES**

<b>LEVEL III (cont'd)</b>	<b>This Month</b>		<b>This Calendar Year</b>	
	<b>Female</b>	<b>Male</b>	<b>Female</b>	<b>Male</b>
Check Fraud (35-43-5-12)	0	0	0	0
Child Exploitation (35-42-4-4)	0	0	0	0
Controlled Substance Registration (35-48-4-14)	0	0	0	0
Conversion (35-43-4-3)	0	0	2	2
Criminal Mischief (35-43-1-2)	0	1	3	27
Criminal Recklessness (35-42-2-2)	0	0	1	0
Criminal Trespass (35-43-2-2)	0	0	1	8
Dealing in Altered Property (35-43-4-2.3)	0	0	0	0
Dealing in Marijuana, Hash Oil, or Hashish (35-48-4-10)	0	0	0	0
Dealing in Paraphernalia (35-48-4-8.5)	0	0	0	0
Dealing in a Schedule IV Controlled Substance (35-48-4-3)	0	0	0	0
Distribution of Material Harmful to Minor (35-49-3-3)	0	0	0	0
Escape/Failure to Return to Lawful Detention (35-44-3-5)	0	3	5	32
Failure to Appear (35-44-3-6)	0	0	0	0
False Reporting (35-44-2-2)	0	0	0	2
Forgery (35-43-5-2)	0	0	0	0
Fraud (35-43-5-4)	0	1	0	1
Fraud on Financial Institution (35-45-5-8)	0	0	0	0
Home Improvement Fraud (35-43-6-13)	0	0	0	0
Identity Deception (35-43-5-3.5)	0	0	0	1
Interference with Custody (35-42-3-4)	0	0	0	0
Interference with Reporting Crime (35-42-2-5)	0	0	0	0
Invasion of Privacy (35-46-1-15.1)	0	0	0	0
Kill Domestic Animal	0	0	0	0
Manufacture of Paraphernalia (35-48-4-8.1)	0	0	0	0
Nonsupport of Child (35-46-1-5)	0	0	0	0
Nonsupport of Spouse (35-46-1-6)	0	0	0	0
Obscene Performance (35-49-3-1)	0	0	0	0
Obstructing Fireman (35-44-3-8)	0	0	0	0
Obstructing Traffic (35-42-2-4)	0	0	0	0
Obstruction of Justice (35-44-3-4)	0	0	0	0
Operating Vehicle After Lifetime Forfeiture (9-30-10-17)	0	0	0	0
Operating Vehicle While Intoxicated (9-30-5-4)	0	0	0	0
Operating Vehicle While Intoxicated with Prior (9-30-5-3)	0	0	0	0
Patronizing a Prostitute (35-45-4-3)	0	0	0	0
Perjury (35-44-2-1)	0	0	0	0
Possession of Cocaine or Narcotic Drug (35-48-4-6)	0	0	0	1
Possession of Marijuana, Hash Oil, or Hashish (35-48-4-11)	0	0	0	0
Possession of Methamphetamines (35-48-4-6.1)	0	0	0	1
Possession of Paraphernalia (35-48-4-8.3)	0	0	0	0
Possession of a Controlled Substance (35-48-4-7)	0	1	0	2
Possession of a Syringe (16-42-19-18)	0	0	0	0
Possession/Use of Legend Drug (16-42-19-13)	0	0	0	0
Professional Gambling (35-45-5-3)	0	0	0	0
Profiting from Adoption (35-46-1-9)	0	0	0	0
Promoting Professional Gambling (35-45-5-4)	0	0	0	0
Promoting Prostitution (35-45-4-4)	0	0	0	0
Prostitution (35-45-4-2)	0	0	0	0
Public Indecency (35-45-4-1)	0	0	0	1
Public Nudity (35-45-4-1.5)	0	0	0	0
Railroad Mischief (35-42-2-5.5)	0	0	0	0
Receiving Stolen Auto Parts (35-43-4-2.5)	0	0	0	5
Receiving Stolen Property (35-43-4-2)	0	0	0	0
Residential Entry (35-43-2-1.5)	0	1	1	5
Resisting Law Enforcement (35-44-3-3)	0	4	6	24
Rioting (35-45-1-2)	0	0	0	1
Sale, Possession, Use of Legend Drug (16-42-19-27)	0	0	0	0
Selling, Distributing, Exhibiting Obscene Material (35-49-3-1)	0	0	0	0
Stalking (35-45-10-5)	0	0	0	0
Synthetic Drug (35-48-4-11.5)	0	0	0	0

**NUMBER OF OFFENSES**

<b>LEVEL III (cont'd)</b>	<b>This Month</b>		<b>This Calendar Year</b>	
	<b>Female</b>	<b>Male</b>	<b>Female</b>	<b>Male</b>
Theft (35-43-4-2)	1	9	4	47
Torture or Mutilation of Animal (35-46-3-12)	0	0	0	0
Trafficking with an Inmate (35-44-3-9)	0	0	0	0
Unauthorized Possession of Prescription Form (35-48-4-14)	0	0	0	0
Unlawful Entry of Motor Vehicle (35-43-4-2.7)	0	0	0	0
Voyeurism (35-45-4-5)	0	0	0	0
Welfare Fraud (35-43-5-7)	0	0	0	0
<b>Sub-Total</b>	<b>1</b>	<b>26</b>	<b>35</b>	<b>207</b>

**LEVEL IV**

Absence From Home Detention (35-38-2.5-10)	0	0	0	1
Accident/Failure to Stop (9-26-1-8)	0	0	0	3
Alcohol Violation (31-37-2-6)	0	0	0	1
Animal Cruelty (35-46-3-12)	0	0	0	0
Assisting a Criminal (35-44-3-2)	0	0	0	0
Beats Vertebrate Animal (35-46-3-12)	0	0	0	2
Check Deception (35-43-5-5)	0	0	0	0
Common Nuisance (35-48-4-13)	0	0	0	2
Computer Trespassing (35-43-2-3)	0	0	0	0
Counterfeiting Auto Registration (9-18-2-42)	0	0	0	0
Counterfeiting a Driver's License (9-24-18-7)	0	0	0	0
Curfew Violation (31-37-2-5)	0	0	0	2
Deception (35-43-5-3)	0	0	0	0
Deer Outside Hours (14-22-6-1)	0	0	0	0
Deer w/ Illegal Device (14-22-6-1)	0	0	0	0
Disorderly Conduct (35-45-1-3)	0	2	2	13
Dissemination of Material Harmful to Minor (35-49-3-3)	0	0	0	0
Driving While Intoxicated (9-11-2-3)	0	0	0	0
Driving with Suspended License (9-24-19-2)	0	0	0	0
Exploitation of Dependent/Endangered Adult (35-46-1-12)	0	0	0	0
Failure to Appear (35-44-3-6)	0	0	0	0
Failure to Disclose Recruitment (35-46-4-4)	0	0	0	0
Failure to Respond to Summons (35-44-3-6.5)	0	0	0	0
False Auto Registration (9-18-2-44)	0	0	0	0
False Identity Statement (35-44-2-6)	0	0	1	0
False Informing (35-44-2-2)	0	0	1	3
Flag Desecration (35-45-1-4)	0	0	0	0
Glue Sniffing (35-46-6-2)	0	0	0	0
Habitual Disobedience of Parent, Guardian, or Custodian (Incorrigible) (31-37-2-4)	0	0	0	1
Harassment (35-45-2-2)	0	0	0	1
Home Improvement Fraud (35-43-6-12)	0	0	0	0
Illegal Consumption of Alcohol (7.1-5-7-7)	0	0	0	6
Illegal Possession of Alcohol (7.1-5-7-7)	0	0	0	1
Impairment of ID Number (35-43-7-4)	0	0	0	0
Interference with Custody (35-42-3-4)	0	0	0	0
Interfering with Law Enforcement Animal (35-46-3-11)	0	0	0	0
Invasion of Privacy (35-46-1-15.1)	0	0	0	0
Leaving Home w/o Permission of Parent, Guardian or Custodian (Runaway) (31-37-2-2)	0	0	0	8
Maintaining a Common Nuisance (35-48-4-13)	0	0	0	0
Nitrous Oxide Distribution (35-46-6-3)	0	0	0	0
Obscene Performance (35-49-3-1)	0	0	0	0
Obstructing Medical Emergency (35-44-3-8.5)	0	0	0	0
Obstructing Traffic (35-42-2-4)	0	0	0	0
Official Misconduct (35-44.1-1-1)	0	0	0	0
Operating Vehicle While Intoxicated (9-30-5-2)	0	0	0	1
Operating Vehicle While Intoxicated/Cntrlrd Sub (9-30-5-1)	0	0	0	0
Operating Vehicle w/o License (9-24-18-1)	0	0	0	9
Operating Vehicle w/o Proof of Financial (9-25-8-2)	0	0	0	0
Operating Vehicle w/o Registration/Plates (9-18-2-43)	0	0	0	0



LEVEL IV (cont'd)	NUMBER OF OFFENSES			
	This Month		This Calendar Year	
	Female	Male	Female	Male
Possession of Device/Interfere Test (35-43-5-18)	0	1	0	1
Possession of Marijuana, Hash Oil, or Hashish (35-48-4-11)	0	3	0	25
Possession of Paraphernalia (35-48-4-8.3)	0	0	0	11
Possession of Substance Represented to be a Controlled Substance (35-48-4-4.6)	0	0	0	0
Possession, Purchase, Accepting Tobacco (35-46-1-10.5)	0	0	0	0
Probation Violation	0	20	0	169
Public Intoxication (7.1-5-1-3)	0	1	1	1
Receiving Unidentified Property (35-43-7-5)	0	0	0	0
Reckless Driving (9-21-8-52)	0	0	0	4
Refusal to Aid Officer (35-44-3-7)	0	0	0	0
Refusal to Identify Self (34-28-5-3.5)	0	0	0	0
Selling, Distributing, Exhibiting Obscene Material (35-49-3-1)	0	0	0	0
Synthetic Drug (35-48-4-11.5)	0	0	0	0
Taking Deer/Turkey (14-22-6-1)	0	0	0	0
Tattooing a Minor (35-42-2-7)	0	0	0	0
Torture, Kill, Mutilate an Animal (35-46-3-12)	0	0	0	0
Unauthorized Possession of Prescription (35-48-4-14)	0	0	0	0
Unlawful Entry of Motor Vehicle (35-43-4-2.7)	0	0	1	3
Unlawful Gambling (35-45-5-2)	0	0	0	0
Unlawful Use of Railroad Right of Way (8-3-15-3)	0	0	0	0
Vending Machine Vandalism (35-43-4-7)	0	0	0	0
Violation Home Detention	0	0	0	0
Violation Suspended Commitment to DOC	0	3	0	3
Violation of Compulsory School Attendance Law (Truancy) (31-37-2-3)	0	0	0	0
Voyeurism (35-45-4-5)	0	0	0	0
Welfare Fraud (35-45-5-7)	0	0	0	0
<b>Sub-Total</b>	<b>0</b>	<b>30</b>	<b>6</b>	<b>271</b>
<b>GRAND TOTAL NUMBER OF OFFENSES</b>	<b>2</b>	<b>78</b>	<b>60</b>	<b>637</b>

**Indiana Department of Correction**  
**Table 17**  
**Number of Juvenile Offenders by Most Serious Offense**  
**Committed to the Indiana Department of Correction**

**June 2018**

<b>MOST SERIOUS OFFENSE (Citation Code)</b>	<b>NUMBER OF JUVENILES</b>			
	<b>This Month</b>		<b>This Calendar Year</b>	
<b>LEVEL I</b>	<b>Female</b>	<b>Male</b>	<b>Female</b>	<b>Male</b>
Aggravated Battery (35-42-2-1.5)	0	1	0	1
Arson (35-43-1-1)	0	0	0	2
Battery (35-42-2-1)	0	2	5	13
Battery by Bodily Waste (35-42-2-6)	0	0	0	1
Burglary (35-43-2-1)	0	3	0	17
Carjacking (35-42-5-2)	0	0	0	0
Carrying Handgun w/o License (35-47-2-1)	0	0	0	1
Changing, Altering, Removing, Obliterating ID of Handgun (35-47-2-18)	0	0	0	0
Child Exploitation (35-42-4-4)	0	0	0	1
Child Molesting (35-42-4-3)	0	0	0	4
Child Seduction (35-42-4-7)	0	0	0	0
Child Selling (35-46-1-4)	0	0	0	0
Child Solicitation (35-42-4-6)	0	0	0	0
Child in Possession of Handgun (35-47-10-5)	0	0	0	4
Consumer Product Tampering (35-45-8-3)	0	0	0	0
Criminal Confinement (35-42-3-3)	0	0	0	2
Criminal Deviate Conduct (35-42-4-2)	0	0	0	0
Criminal Gang Intimidation (35-45-9-4)	0	0	0	0
Criminal Gang Recruitment	0	0	0	0
Criminal Recklessness (35-42-2-2)	0	1	1	4
Dangerous Possession of a Firearm (35-47-10-5)	0	3	0	16
Dealing in a Sawed-Off Shotgun (35-47-5-4.1)	0	0	0	0
Distribution of a Destructive Device (IC 35-47.5-5-5)	0	0	0	0
Domestic Battery (35-42-2-1.3)	0	0	1	5
Driving While Intoxicated Resulting in Death (9-30-5-5)	0	0	0	0
False Application for Handgun (35-47-2-8)	0	0	0	0
False, Altering Handgun License (35-47-2-22)	0	0	0	0
Feticide (35-42-1-6)	0	0	0	0
Handgun, False ID (35-47-2-17)	0	0	0	0
Incest (35-46-1-3)	0	0	0	0
Interference with Custody (35-42-3-4)	0	0	0	0
Intimidation (35-45-2-1)	0	0	0	0
Involuntary Manslaughter (35-42-1-4)	0	0	0	0
Kidnapping (35-42-3-2)	0	0	0	0
Murder (35-42-1-1)	0	0	0	0
Neglect of a Dependent (35-46-1-4)	0	0	0	0
Operation of a Machine Gun/Hurling a Bomb (35-47-5-9)	0	0	0	0
Overpass Mischief (35-42-2-5)	0	0	0	0
Pointing a Firearm (35-47-4-3)	0	0	0	2
Possession of Firearm on School Property (35-47-9-2)	0	1	0	2
Possession of a Machine Gun or Bomb (35-47-5-9)	0	0	0	0
Rape (35-42-4-1)	0	0	0	2
Reckless Homicide (35-42-1-5)	0	0	0	1
Resisting Law Enforcement (35-44-3-3)	0	0	0	0
Robbery (35-42-5-1)	0	3	1	19
Sell, Manufacture, Possess, Purchase Explosive (35-47-5-1)	0	0	0	0
Sell, Transfer, HIV Blood (35-42-1-7)	0	0	0	0
Selling, Transferring, Giving Handgun to Under 18 (35-47-2-7)	0	0	0	0
Sexual Battery (35-42-4-8)	0	0	0	2
Sexual Misconduct (35-44-1-5)	0	0	0	0
Sexual Misconduct with a Minor (35-42-4-9)	0	1	0	1

**NUMBER OF JUVENILES**

<b>LEVEL I (cont'd)</b>	<b>This Month</b>		<b>This Calendar Year</b>	
	<b>Female</b>	<b>Male</b>	<b>Female</b>	<b>Male</b>
Stalking (35-45-10-5)	0	0	0	0
Strangulation (35-42-2-9)	0	0	0	1
Unlawful Delivery of Confiscated Firearm (35-47-3-4)	0	0	0	0
Unlawful Use of Body Armor (35-47-5-13)	0	0	0	0
Unlawful Use of Stun Gun (35-47-8-5)	0	0	0	0
Vicarious Sexual Gratification (35-42-4-5)	0	0	0	0
Voluntary Manslaughter (35-42-1-3)	0	0	0	0
	<b>0</b>	<b>15</b>	<b>8</b>	<b>101</b>

**LEVEL II**

Assisting a Criminal (35-44-3-2)	0	0	0	0
Chinese Throwing Star (35-47-5-12)	0	0	0	0
Criminal Gang Activity (35-45-9-3)	0	0	0	0
Criminal Recklessness (35-42-2-2)	0	0	0	0
Dealing Anabolic Steroid (16-42-19-27)	0	0	0	0
Dealing Methamphetamine (35-48-4-1.1)	0	0	0	1
Dealing in Cocaine or Narcotic Drug (35-48-4-1)	0	0	0	0
Dealing in Marijuana, Hash Oil, or Hashish (35-48-4-10)	0	0	0	1
Dealing in a Schedule I, II, or III Controlled Substance (35-48-4-2)	0	0	0	2
Dealing in a Schedule IV Controlled Substance (35-48-4-3)	0	0	0	0
Dealing in a Schedule V Controlled Substance (35-48-4-4)	0	0	0	0
Dealing in a Substance Represented to be a Controlled Substance (35-48-4-4.5)	0	0	0	0
Delivery of Weapon to Intoxicated Person (35-47-4-1)	0	0	0	0
Disarming Law Enforcement Officer (35-44.1-3-2)	0	0	0	0
Escape/Failure to Return to Lawful Detention (35-44-3-5)	1	0	7	5
Inmate w/ Deadly Weapon (35-44.1-3-7)	0	0	0	0
Interference with Custody (35-42-3-4)	0	0	0	0
Intimidation (35-45-2-1)	0	2	4	10
Knife with Automatic Blade (35-47-5-2)	0	0	0	0
Loan Sharking (35-45-7-2)	0	0	0	0
Maintaining a Common Nuisance (35-48-4-13)	0	0	0	0
Manufacture, Distribution, Possession of a Substance Represented to be a Controlled Substance (35-48-4-4.6)	0	0	0	0
Neglect of a Dependent (35-46-1-4)	0	0	0	0
Poss precursors w/intent to manufacture etc. (35-48-4-14.5)	0	0	0	0
Possession of a Controlled Substance (35-48-4-7)	0	0	0	0
Possession of a Knife on School Property (35-47-5-2.5)	0	0	0	0
Promoting Prostitution (35-45-4-4)	0	0	0	0
Purchase, Possession or Sale of Stun Gun (35-47-8-5)	0	0	0	0
Resisting Law Enforcement (35-44-3-3)	0	1	0	6
Rioting with a Deadly Weapon (35-45-1-2)	0	0	0	0
Sale, Possession, Use of Legend Drug (16-42-19-27)	0	0	0	0
Sexual Misconduct with a Minor (35-42-4-9)	0	0	0	0
Stalking (35-45-10-5)	0	0	0	0
Trafficking with an Inmate (35-44-3-9)	0	0	0	0
Use of Stun Gun in Commission of a Crime (35-47-8-5)	0	0	0	0
<b>Sub-Total</b>	<b>1</b>	<b>3</b>	<b>11</b>	<b>25</b>

**LEVEL III**

Accident /Failure to Stop (9-26-1-8)	0	0	0	0
Accident, Property Damage with Injury (9-26-1-8)	0	0	0	0
Altering or Damaging Computer (35-43-1-4)	0	0	0	0
Auto Theft, Receiving Stolen Parts (35-43-4-2.5)	0	1	0	4
Battery (35-42-2-1)	0	0	6	9
Beastiality	0	0	0	0
Bribery (35-44-1-1)	0	0	0	0
Burglary (35-43-2-1)	0	0	0	0
Check Deception (35-43-5-5)	0	0	0	1
Check Fraud (35-43-5-12)	0	0	0	0

**NUMBER OF JUVENILES**

<b>LEVEL III (cont'd)</b>	<b>This Month</b>		<b>This Calendar Year</b>	
	<b>Female</b>	<b>Male</b>	<b>Female</b>	<b>Male</b>
Child Exploitation (35-42-4-4)	0	0	0	0
Controlled Substance Registration (35-48-4-14)	0	0	0	0
Conversion (35-43-4-3)	0	0	0	1
Criminal Mischief (35-43-1-2)	0	0	0	8
Criminal Recklessness (35-42-2-2)	0	0	1	0
Criminal Trespass (35-43-2-2)	0	0	1	2
Dealing in Altered Property (35-43-4-2.3)	0	0	0	0
Dealing in Marijuana, Hash Oil, or Hashish (35-48-4-10)	0	0	0	0
Dealing in Paraphernalia (35-48-4-8.5)	0	0	0	0
Distribution of Material Harmful to Minor (35-49-3-3)	0	0	0	0
Escape/Failure to Return to Lawful Detention (35-44-3-5)	0	1	5	8
Failure to Appear (35-44-3-6)	0	0	0	0
False Reporting (35-44-2-2)	0	0	0	1
Forgery (35-43-5-2)	0	0	0	0
Fraud (35-43-5-4)	0	1	0	1
Fraud on Financial Institution (35-45-5-8)	0	0	0	0
Home Improvement Fraud (35-43-6-13)	0	0	0	0
Identity Deception (35-43-5-3.5)	0	0	0	1
Interference with Custody (35-42-3-4)	0	0	0	0
Interference with Reporting Crime (35-42-2-5)	0	0	0	0
Invasion of Privacy (35-46-1-15.1)	0	0	0	0
Kill Domestic Animal	0	0	0	0
Manufacture of Paraphernalia (35-48-4-8.1)	0	0	0	0
Nonsupport of Child (35-46-1-5)	0	0	0	0
Nonsupport of Spouse (35-46-1-6)	0	0	0	0
Obscene Performance (35-49-3-1)	0	0	0	0
Obstructing Fireman (35-44-3-8)	0	0	0	0
Obstructing Traffic (35-42-2-4)	0	0	0	0
Obstruction of Justice (35-44-3-4)	0	0	0	0
Operating Vehicle After Lifetime Forfeiture (9-30-10-17)	0	0	0	0
Operating Vehicle While Intoxicated (9-30-5-4)	0	0	0	0
Operating Vehicle While Intoxicated with Prior (9-30-5-3)	0	0	0	0
Patronizing a Prostitute (35-45-4-3)	0	0	0	0
Perjury (35-44-2-1)	0	0	0	0
Possession of Cocaine or Narcotic Drug (35-48-4-6)	0	0	0	1
Possession of Marijuana, Hash Oil, or Hashish (35-48-4-11)	0	0	0	0
Possession of Methamphetamines (35-48-4-6.1)	0	0	0	1
Possession of Paraphernalia (35-48-4-8.3)	0	0	0	0
Possession of a Controlled Substance (35-48-4-7)	0	1	0	2
Possession of a Syringe (16-42-19-18)	0	0	0	0
Possession/Use of Legend Drug (16-42-19-13)	0	0	0	0
Professional Gambling (35-45-5-3)	0	0	0	0
Profiting from Adoption (35-46-1-9)	0	0	0	0
Promoting Professional Gambling (35-45-5-4)	0	0	0	0
Promoting Prostitution (35-45-4-4)	0	0	0	0
Prostitution (35-45-4-2)	0	0	0	0
Public Indecency (35-45-4-1)	0	0	0	1
Public Nudity (35-45-4-1.5)	0	0	0	0
Railroad Mischief (35-42-2-5.5)	0	0	0	0
Receiving Stolen Property (35-43-4-2)	0	0	0	0
Residential Entry (35-43-2-1.5)	0	1	0	3
Resisting Law Enforcement (35-44-3-3)	0	1	2	6
Rioting (35-45-1-2)	0	0	0	0
Sale, Possession, Use of Legend Drug (16-42-19-27)	0	0	0	0
Selling, Distributing, Exhibiting Obscene Material (35-49-3-1)	0	0	0	0
Stalking (35-45-10-5)	0	0	0	0
Synthetic Drug (35-48-4-11.5)	0	0	0	0
Theft (35-43-4-2)	1	4	3	22
Torture or Mutilation of Animal (35-46-3-12)	0	0	0	0
Trafficking with an Inmate (35-44-3-9)	0	0	0	0

**LEVEL III (Cont.)****NUMBER OF JUVENILES**

	This Month		This Calendar Year	
	Female	Male	Female	Male
Unauthorized Possession of Prescription Form (35-48-4-14)	0	0	0	0
Unlawful Entry of Motor Vehicle (35-43-4-2.7)	0	0	0	0
Voyeurism (35-45-4-5)	0	0	0	0
Welfare Fraud (35-43-5-7)	0	0	0	0
<b>Sub-Total</b>	<b>1</b>	<b>10</b>	<b>18</b>	<b>72</b>

**LEVEL IV**

Absence From Home Detention (35-38-2.5-10)	0	0	0	0
Accident/Failure to Stop (9-26-1-8)	0	0	0	0
Assisting a Criminal (35-44-3-2)	0	0	0	0
Beats Vertebrate Animal (35-46-3-12)	0	0	0	0
Check Deception (35-43-5-5)	0	0	0	0
Common Nuisance (35-48-4-13)	0	0	0	1
Computer Trespassing (35-43-2-3)	0	0	0	0
Counterfeiting Auto Registration (9-18-2-42)	0	0	0	0
Counterfeiting a Driver's License (9-24-18-7)	0	0	0	0
Curfew Violation (31-37-2-5)	0	0	0	0
Deception (35-43-5-3)	0	0	0	0
Disorderly Conduct (35-45-1-3)	0	0	2	6
Dissemination of Material Harmful to Minor (35-49-3-3)	0	0	0	0
Driving with Suspended License (9-24-19-2)	0	0	0	0
Exploitation of Dependent/Endangered Adult (35-46-1-12)	0	0	0	0
Failure to Appear (35-44-3-6)	0	0	0	0
Failure to Disclose Recruitment (35-46-4-4)	0	0	0	0
Failure to Respond to Summons (35-44-3-6.5)	0	0	0	0
False Auto Registration (9-18-2-44)	0	0	0	0
False Identity Statement (35-44-2-6)	0	0	1	0
False Informing (35-44-2-2)	0	0	1	1
Flag Desecration (35-45-1-4)	0	0	0	0
Glue Sniffing (35-46-6-2)	0	0	0	0
Habitual Disobedience of Parent, Guardian, or Custodian (Incorrigible) (31-37-2-4)	0	0	0	0
Harassment (35-45-2-2)	0	0	0	0
Home Improvement Fraud (35-43-6-12)	0	0	0	0
Illegal Consumption of Alcohol (7.1-5-7-7)	0	0	0	0
Illegal Possession of Alcohol (7.1-5-7-7)	0	0	0	0
Impairment of ID Number (35-43-7-4)	0	0	0	0
Interference with Custody (35-42-3-4)	0	0	0	0
Interfering with Law Enforcement Animal (35-46-3-11)	0	0	0	0
Invasion of Privacy (35-46-1-15.1)	0	0	0	0
Leaving Home w/o Permission of Parent, Guardian or Custodian (Runaway) (31-37-2-2)	0	0	0	0
Nitrous Oxide Distribution (35-46-6-3)	0	0	0	0
Obscene Performance (35-49-3-1)	0	0	0	0
Obstructing Medical Emergency (35-44-3-8.5)	0	0	0	0
Obstructing Traffic (35-42-2-4)	0	0	0	0
Operating Vehicle While Intoxicated (9-30-5-2)	0	0	0	1
Operating Vehicle While Intoxicated/Cntrl'd Sub (9-30-5-1)	0	0	0	0
Operating Vehicle w/o License (9-24-18-1)	0	0	0	1
Operating Vehicle w/o Proof of Financial (9-25-8-2)	0	0	0	0
Operating Vehicle w/o Registration/Plates (9-18-2-43)	0	0	0	0
Possession of Marijuana, Hash Oil, or Hashish (35-48-4-11)	0	0	0	5
Possession of Paraphernalia (35-48-4-8.3)	0	0	0	0
Possession of Substance Represented to be a Controlled Substance (35-48-4-4.6)	0	0	0	0
Possession, Purchase, Accepting Tobacco (35-46-1-10.5)	0	0	0	0
Probation Violation	0	0	0	0
Public Intoxication (7.1-5-1-3)	0	0	0	0
Receiving Unidentified Property (35-43-7-5)	0	0	0	0
Reckless Driving (9-21-8-52)	0	0	0	0
Refusal to Aid Officer (35-44-3-7)	0	0	0	0
Refusal to Identify Self (34-28-5-3.5)	0	0	0	0
Selling, Distributing, Exhibiting Obscene Material (35-49-3-1)	0	0	0	0

<b>LEVEL IV (cont'd)</b>	<b>NUMBER OF JUVENILES</b>			
	<b>This Month</b>		<b>This Calendar Year</b>	
	<b>Female</b>	<b>Male</b>	<b>Female</b>	<b>Male</b>
Synthetic Drug	0	0	0	0
Torture, Kill, Mutilate an Animal (35-46-3-12)	0	0	0	0
Unauthorized Possession of Prescription (35-48-4-14)	0	0	0	0
Unlawful Entry of Motor Vehicle (35-43-4-2.7)	0	0	0	1
Unlawful Gambling (35-45-5-2)	0	0	0	0
Unlawful Use of Railroad Right of Way (8-3-15-3)	0	0	0	0
Vending Machine Vandalism (35-43-4-7)	0	0	0	0
Violation Home Detention	0	0	0	0
Violation Suspended Commitment to DOC	0	0	0	0
Violation of Compulsory School Attendance Law (Truancy) (31-37-2-3)	0	0	0	0
Voyeurism (35-45-4-5)	0	0	0	0
Welfare Fraud (35-45-5-7)	0	0	0	0
<b>Sub-Total</b>	<b>0</b>	<b>0</b>	<b>4</b>	<b>16</b>
<b>GRAND TOTAL NUMBER OF JUVENILES</b>	<b>2</b>	<b>28</b>	<b>41</b>	<b>214</b>

**Indiana Department of Correction**  
**Table 18**  
**Juvenile Female New Commitments**

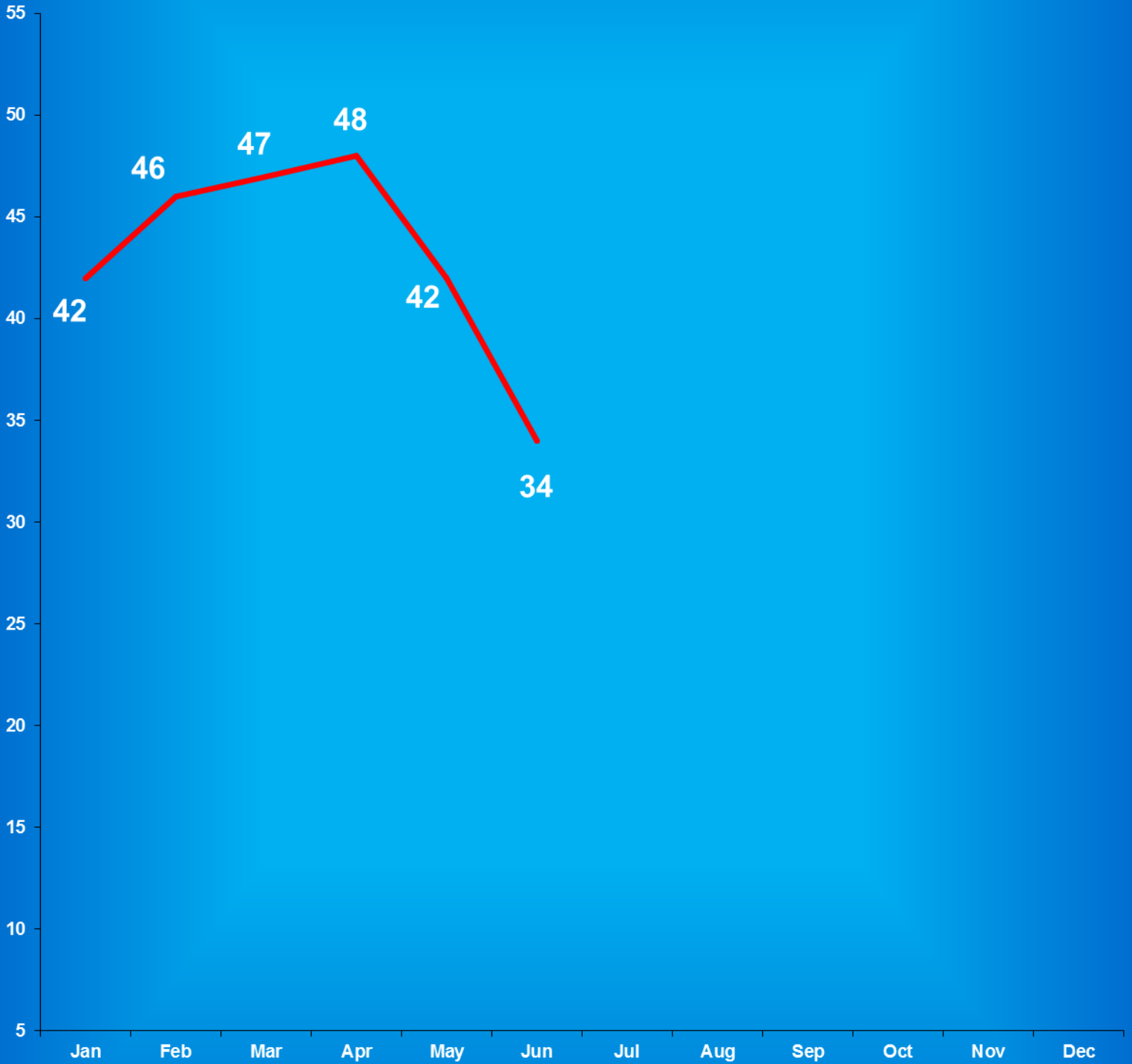
<u>Month</u>	<u>2014</u>	<u>2015</u>	<u>2016</u>	<u>2017</u>	<u>2018</u>
January	10	3	6	2	3
February	9	8	10	5	8
March	7	4	11	6	4
April	15	10	9	2	7
May	11	12	4	6	8
June	8	6	11	7	2
July	14	5	4	8	
August	10	10	4	5	
September	5	13	7	8	
October	8	0	5	6	
November	5	11	6	7	
December	<u>13</u>	<u>11</u>	<u>5</u>	<u>12</u>	
<b>TOTALS</b>	<b>115</b>	<b>93</b>	<b>82</b>	<b>74</b>	<b>32</b>

Source: SAS - mnthadm4.pgm

# Indiana Department of Correction

## Graph G

Average Daily Juvenile Female Offender Populations  
Calendar Year 2018





**Indiana Department of Correction**  
**Table 19**  
**Juvenile Male New Commitments**

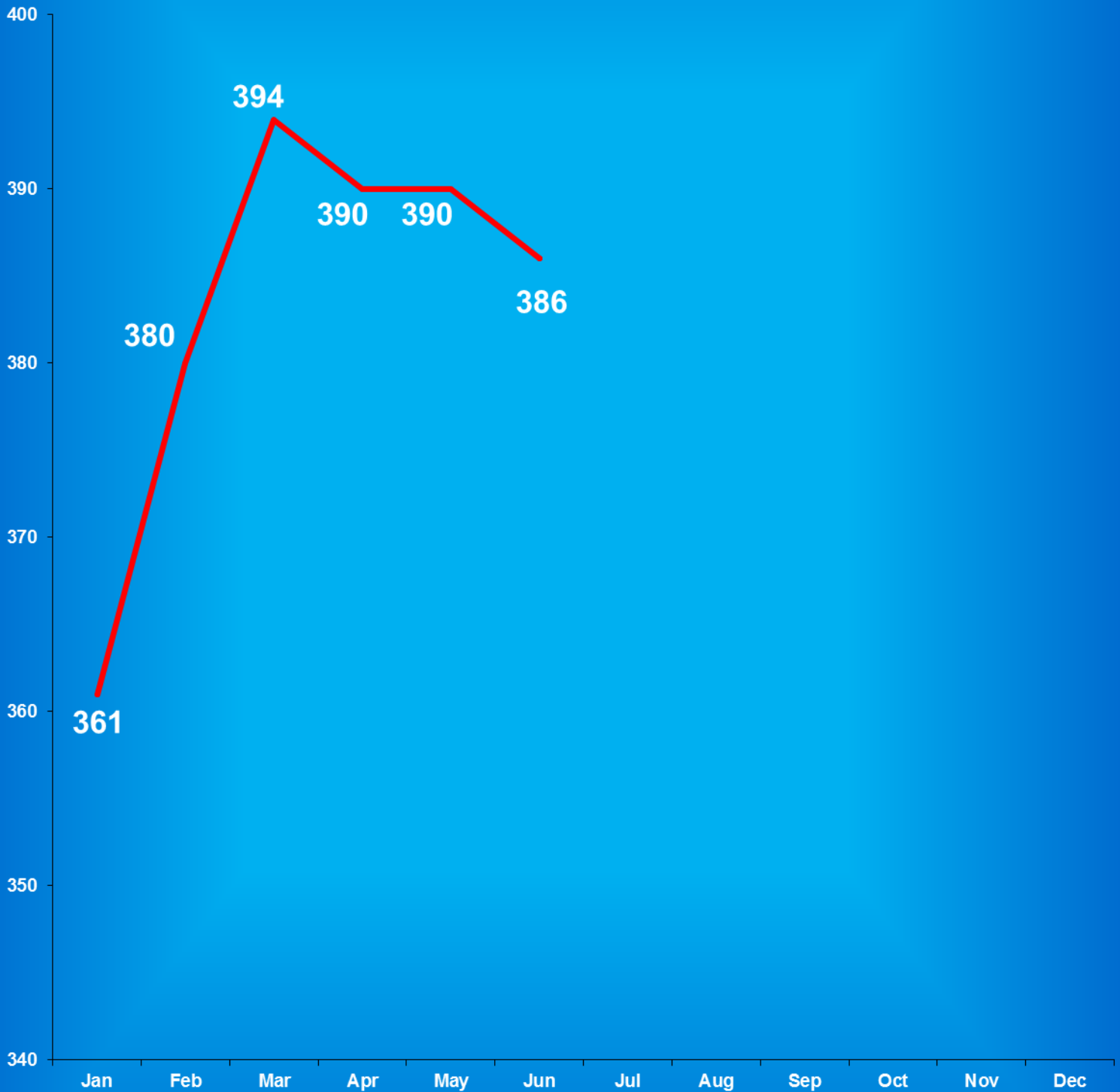
<u>Month</u>	<u>2014</u>	<u>2015</u>	<u>2016</u>	<u>2017</u>	<u>2018</u>
January	58	35	39	26	46
February	46	26	40	26	38
March	30	32	69	36	33
April	53	43	33	45	27
May	47	37	44	35	42
June	55	41	40	48	29
July	46	50	29	40	
August	42	31	38	48	
September	43	42	36	43	
October	48	45	24	39	
November	40	41	28	48	
December	<u>40</u>	<u>40</u>	<u>30</u>	<u>34</u>	
<b>TOTALS</b>	<b>548</b>	<b>463</b>	<b>450</b>	<b>468</b>	<b>215</b>

Source: SAS - mnthadm4.pgm

# Indiana Department of Correction

## Graph H

### Average Daily Juvenile Male Offender Populations Calendar Year 2018





# Juvenile Reintegration Districts



District #8

District #6

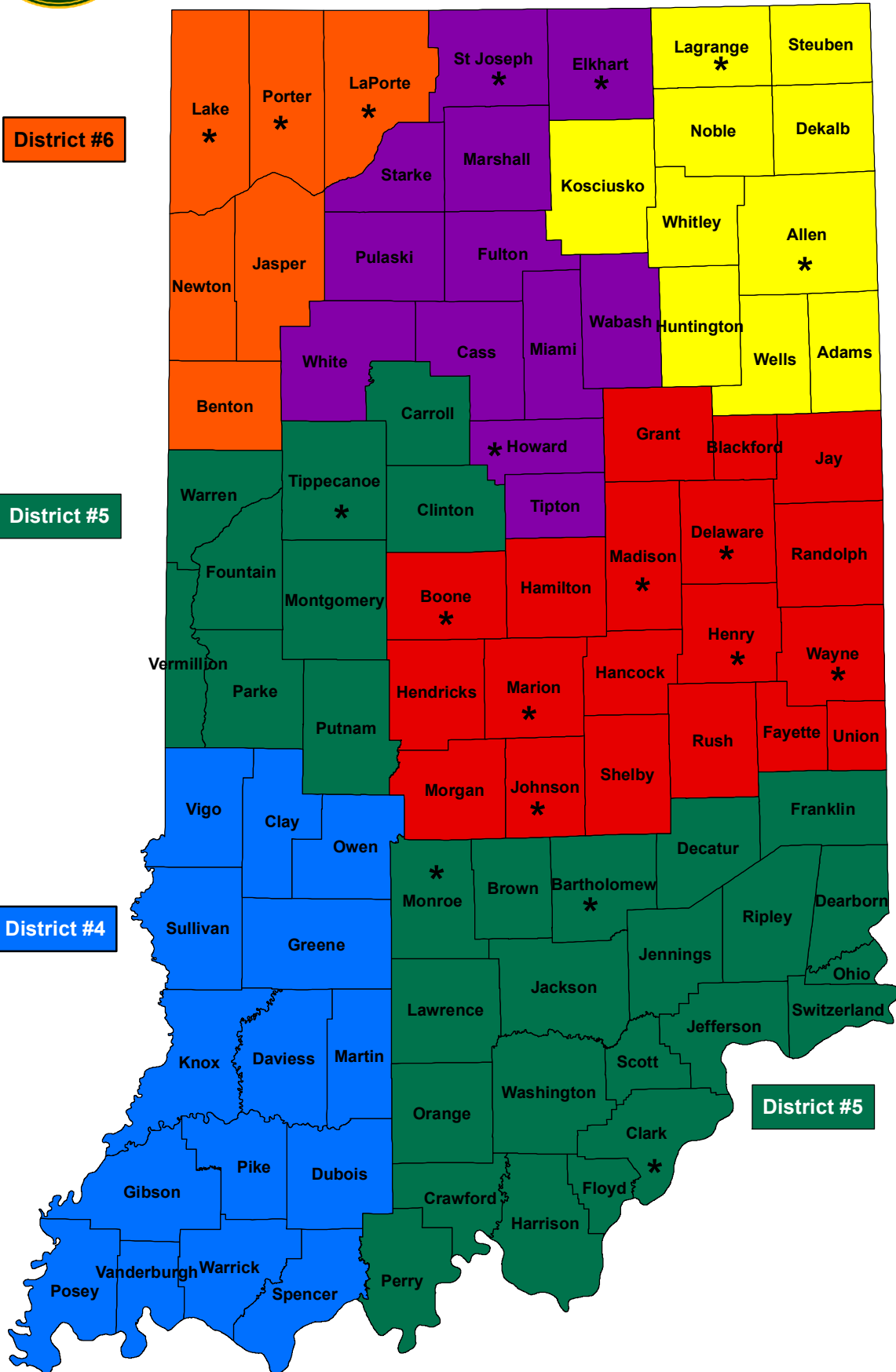
District #2

District #5

District #3

District #4

District #5



\*JDAI Site

**Indiana Department of Correction**  
**Table 20**  
**Juvenile Parole Caseload on July 02, 2018**

<u>Juvenile Reintegration Districts</u>	<b>Indiana Parolees</b>		<b>Other Jurisdiction</b>		<u>Total</u>
	<u>Juvenile Male</u>	<u>Juvenile Female</u>	<u>Juvenile Male</u>	<u>Juvenile Female</u>	
<i>Interstate Compact (RD0)*</i>	0	0	6	0	6
	<u>District Supervision Breakdown as follows:</u>				
Juv Reintegration District 2	11	0	1	0	12
Juv Reintegration District 3	9	3	4	0	16
Juv Reintegration District 4	2	1	0	0	3
Juv Reintegration District 5	2	0	0	0	2
Juv Reintegration District 6	2	2	1	0	5
Juv Reintegration District 8	13	0	0	0	13
<b>Total</b>	<b>39</b>	<b>6</b>	<b>6</b>	<b>0</b>	<b>51</b>

**Total Juvenile Parole Population on the First Day of Each Month**

<u>Calendar Year 2018</u>	<b>Indiana Parolees</b>		<b>Other Jurisdiction</b>		<u>Total</u>
	<u>Juvenile Male</u>	<u>Juvenile Female</u>	<u>Juvenile Male</u>	<u>Juvenile Female</u>	
January	52	8	8	0	68
February	45	6	6	0	57
March	43	7	6	0	56
April	38	7	5	0	50
May	43	6	2	0	51
June	37	3	3	0	43
July	39	6	6	0	51

\* Includes Indiana parolees who are serving their parole in another state, as well as offenders from other States being supervised in Indiana (Interstate Compact)

Sources:  
Parole Division  
SAS - juvparl2.pgm

**Indiana Department of Correction  
Indiana Government Center South, Room E334  
302 W. Washington Street  
Indianapolis, IN 46204**

**Prepared by:  
Joshua Ross, Research Analyst  
(317) 233-3432  
[josross@idoc.IN.gov](mailto:josross@idoc.IN.gov)**

**This report and previous reports may be found at:**

**<http://www.in.gov/idoc/2376.htm>**



# CHANGING LIVES

The logo for the Indiana Department of Correction is circular, featuring a central torch and the words "EMPLOYEES", "EFFICIENCY", and "EFFECTIVENESS". The outer ring contains the text "INDIANA DEPARTMENT OF CORRECTION". To the right of the logo is a blue silhouette of the state of Indiana.

The Indiana Department of Correction advances public safety and successful re-entry through dynamic supervision, programming, and partnerships.