


# Indiana Department of Correction

## Division of Data Analytics



**Offender Population Statistical Report**  
**- OCTOBER 2020 -**  
**Rob Carter, Commissioner**

**Indiana Department of Correction  
Indiana Government Center South, Room E334  
302 W. Washington Street  
Indianapolis, IN 46204**

**Prepared by:  
Grant Beanblossom, Data Analyst  
(317) 233-4765  
[gbeanblossom@idoc.in.gov](mailto:gbeanblossom@idoc.in.gov)**

**This report and previous reports may be found at:**

**<http://www.in.gov/idoc/2376.htm>**



## Definitions

For the purpose of this report, the following definitions apply:

**Admission** – The means by which an offender enters the custody or jurisdiction of the Indiana Department of Correction. For this report, with the exception of the return of an escapee, this does not include a return from a temporary absence.

**Average Daily Population** – The sum of the daily beginning counts for a month, divided by that month's number of daily beginning counts.

**Beginning Count** – The number of offenders physically present at the beginning of the day (ie, 0000:01 hours).

**Class A Felony** – An offense whereby a person convicted of this felony shall be imprisoned for a fixed term of thirty years, with not more than twenty years added for aggravating circumstances, or not more than ten years subtracted for mitigating circumstances.

**Class B Felony** – An offense whereby a person convicted of this felony shall be imprisoned for a fixed term of ten years, with not more than ten years added for aggravating circumstances, or not more than four years subtracted for mitigating circumstances.

**Class C Felony** – An offense whereby a person convicted of this felony shall be imprisoned for a fixed term of four years, with not more than four years added for aggravating circumstances, or not more than two years subtracted for mitigating circumstances.

**Class D Felony** – An offense whereby a person convicted of this felony shall be imprisoned for a fixed term of one and one-half years, with not more than one and one-half years added for aggravating circumstances, or not more than one year subtracted for mitigating circumstances.

**Class 1 Felony** – An offense whereby a person convicted of this felony shall be imprisoned with a sentence range of 20-40 years, with not more than twenty years added as a habitual offender enhancement.

**Class 2 Felony** – An offense whereby a person convicted of this felony shall be imprisoned with a sentence range of 10-30 years, with not more than twenty years added as a habitual offender enhancement.

**Class 3 Felony** – An offense whereby a person convicted of this felony shall be imprisoned with a sentence range of 3-16 years, with not more than twenty years added as a habitual offender enhancement.

**Class 4 Felony** – An offense whereby a person convicted of this felony shall be imprisoned with a sentence range of 2-12 years, with not more than twenty years added as a habitual offender enhancement.

**Class 5 Felony** – An offense whereby a person convicted of this felony shall be imprisoned with a sentence range of 1-6 years, with not more than six years added as a habitual offender enhancement.

**Class 6 Felony** – An offense whereby a person convicted of this felony shall be imprisoned with a sentence range of 0.5-2.5 years, with not more than six years added as a habitual offender enhancement.

**Contracted Beds** - Those offenders who have been committed to the Indiana Department of Correction, but are housed in a local work release facility under contract of a 3rd party provider.

**County Jail "Back-ups" (Jail Bed Count)** – Those offenders who have been committed to the Indiana Department of Correction, but are housed in a county jail until they can be transferred to a Department of Correction intake facility. The county receives \$35.00 per day, per offender, to house these offenders.

**Ending Count** – The number of offenders physically present at the end of the day (ie, 2400:00 hours).

**Felon** – A person convicted in any jurisdiction who might have been imprisoned for more than one year.

**Murder** - An offense whereby a person convicted of this felony shall be imprisoned for a fixed term of fifty-five years, with not more than ten years added for aggravating circumstances, or not more than ten years subtracted for mitigating circumstances.

## **Indiana Department of Correction Population Summary**

- There were 22,696 adult male offenders (including 879 county jail “back-ups” and 74 in contracted beds) on November 01, 2020. This population is 8% below operational bed capacity for general population.
- There were 2,362 adult female offenders (including 85 county jail “back-ups” and 25 in contracted beds) on November 01, 2020. This population is 16% below the operational bed capacity.
- There were 231 juvenile male offenders in the Department’s facilities on November 01, 2020. This population is 58% below the operational bed capacity.
- There were 32 juvenile female offenders in the Department’s facilities on November 01, 2020. This population is 48% below the operational bed capacity.
- There were 5,622 adult males on parole in Indiana (5,137 Indiana parolees and 485 other jurisdiction parolees) November 01, 2020.
- There were 671 adult females on parole in Indiana (610 Indiana parolees and 61 other jurisdiction parolees) on November 01, 2020.
- There were 555 adults admitted to IDOC (468 males and 87 females) and 817 adults released from IDOC (703 males and 114 females) in October 2020.
- There were 25 juveniles admitted to IDOC (22 males and 3 females) and 37 juveniles released from IDOC (33 males and 4 females) in October 2020.

**Indiana Department of Correction  
Human Resource Report**

**October 31, 2020**

**ADULT FACILITIES**

Facility	Total Staff*	Custody Staff	Non-Custody	Vacancies	Hires - Rehires	Retired - Terminated	Inter-Agency		Contract/Vendor		
							In	Out	Aramark	Health	Education
Branchville Correctional Facility	251	169	82	24	6	8	0	0	6	30	8
Chain O'Lakes Correctional Facility	28	20	8	4	1	0	0	0	5	2	0
Correctional Industrial Facility	292	209	83	76	7	7	0	0	15	25	5
Edinburgh Correctional Facility	70	45	25	2	0	3	0	0	7	5	1
Indiana State Prison/Lakeside	465	334	131	106	16	8	0	0	21	43	5
Indiana Women's Prison	173	112	61	20	8	4	0	0	7	25	8
Madison Correctional Facility	205	137	68	10	8	7	0	0	8	27	4
Miami Correctional Facility	408	251	157	148	20	14	0	0	28	57	6
New Castle Correctional Facility**	403	263	140	140	0	0	0	0	24	59	19
Pendleton Correctional Facility	375	231	144	152	8	6	0	0	22	49	2
Plainfield Correctional Facility	342	245	97	52	6	10	2	0	29	40	10
Putnamville Correctional Facility	403	274	129	121	16	20	1	0	15	39	12
Reception-Diagnostic Center	211	165	46	36	2	7	1	1	0	24	0
Rockville Correctional Facility	227	159	68	39	0	1	0	0	15	34	7
South Bend Comm. Re-Entry Center	39	24	15	3	1	1	1	1	4	2	0
Heritage Trail DOC Staff	70	45	25	2	0	0	0	0	0	12	10
Heritage Trail GEO Staff**	192	116	76	25	0	0	0	0	4	11	0
Wabash Valley Correctional Facility	566	423	143	80	9	12	0	0	26	62	5
Westville Correctional Facility	632	457	175	140	14	10	1	1	23	68	13
<b>Total</b>	<b>5,352</b>	<b>3,679</b>	<b>1,673</b>	<b>1,180</b>	<b>122</b>	<b>118</b>	<b>6</b>	<b>3</b>	<b>259</b>	<b>614</b>	<b>115</b>

**JUVENILE FACILITIES**

Facility	Total Staff*	Custody Staff	Non-Custody	Vacancies	Hires - Rehires	Retired - Terminated	Inter-Agency		Contract/Vendor		
							In	Out	Aramark	Health	Education
Camp Summit	54	37	17	10	1	2	0	0	4	6	2
Logansport Intake/North Central	155	97	58	32	1	6	0	0	7	13	2
Pendleton Juvenile Correctional	222	140	82	71	1	11	1	0	9	15	4
<b>Total</b>	<b>431</b>	<b>274</b>	<b>157</b>	<b>113</b>	<b>3</b>	<b>19</b>	<b>1</b>	<b>0</b>	<b>20</b>	<b>34</b>	<b>8</b>

**ADMINISTRATIVE**

Central Office***	<b>Total</b>	<b>620</b>	<b>244</b>	<b>376</b>	<b>142</b>	<b>1</b>	<b>1</b>	<b>0</b>	<b>0</b>	<b>0</b>	<b>5</b>	<b>1.5</b>
-------------------	--------------	------------	------------	------------	------------	----------	----------	----------	----------	----------	----------	------------

**TOTALS**

<b>STATE EMPLOYEE TOTAL</b>	<b>5,808</b>	<b>3,818</b>	<b>1,990</b>	<b>1,270</b>	<b>126</b>	<b>138</b>	<b>7</b>	<b>3</b>	<b>0</b>	<b>0</b>	<b>0</b>
<b>CONTRACT EMPLOYEE TOTAL</b>	<b>1,652</b>	<b>379</b>	<b>1,273</b>	<b>165</b>	<b>0</b>	<b>0</b>	<b>0</b>	<b>0</b>	<b>279</b>	<b>653</b>	<b>125</b>
<b>GRAND TOTAL</b>	<b>7,460</b>	<b>4,197</b>	<b>3,263</b>	<b>1,435</b>	<b>126</b>	<b>138</b>	<b>7</b>	<b>3</b>	<b>279</b>	<b>653</b>	<b>125</b>

\* Total Active Staff does not include those on disability, suspension, or leave with pay.

\*\* New Castle Correctional Facility and Heritage Trail are privately contracted institutions. Their hire/rehire and termination/retire data is not provided to DOC.

\*\*\* Includes Technology Services Division, PEN Products, Staff Development and Training, and the Parole Division (counted as Custody Staff)

Note: Total staff, custody staff, non-custody staff, and vacancy data are as of the end of the month.

Hires and re-hires, retirements and terminations, intra-agency transfer in and transfer out are the total number of actions for the month.

Source: DOC Human Resource



# Offender Statistics



**Indiana Department of Correction**  
**Table 1**  
**Offender Population & Vacancy Numbers, by Facility Security Level**  
**November 1, 2020**

**Minimum Security - Adult MALE**

	<b>October Ending Count</b>	<b>General Population Vacancies</b>	<b>Programs &amp; Treatment Vacancies</b>	<b>Restricted Housing &amp; Infirmery Vacancies</b>	<b>Down Beds</b>	<b>Held Beds</b>
Chain O'Lakes	97	5	0	0	0	0
Edinburgh	265	78	0	0	0	1
Miami - MCA	122	82	0	0	0	0
New Castle - NCA	121	83	0	0	0	0
Pendleton - IRO	159	60	0	0	1	0
Westville - WCA	301	63	13	0	0	2
Wabash Valley - WVA	148	45	0	0	4	1
<b>Total</b>	<b>1,213</b>	<b>416</b>	<b>13</b>	<b>0</b>	<b>5</b>	<b>4</b>

**Re-Entry & Work Release - Adult MALE**

Bartholomew Co. Re-Entry	9	11	0	0	0	0
Chain O'Lakes Re-Entry	26	12	0	0	0	0
Lake Co. Re-Entry/M	9	1	0	0	0	0
South Bend Re-Entry	121	80	0	0	0	0
VOA/Hope Hall Re-Entry	39	1	0	0	0	0
Starke Co. PI - TC	17	0	31	0	0	0
<b>Total</b>	<b>221</b>	<b>105</b>	<b>31</b>	<b>0</b>	<b>0</b>	<b>0</b>

**Medium Security - Adult MALE**

	<b>October Ending Count</b>	<b>General Population Vacancies</b>	<b>Programs &amp; Treatment Vacancies</b>	<b>Restricted Housing &amp; Infirmery Vacancies</b>	<b>Down Beds</b>	<b>Held Beds</b>
Branchville	1,316	179	33	3	0	2
Correctional Industrial	1,321	168	2	3	0	1
Indiana State Prison ISO	332	50	0	0	0	3
Plainfield	1,373	135	1	20	192	7
Putnamville	1,880	185	114	7	329	2
Heritage Trail	698	215	0	0	0	3
Westville	2,283	236	174	92	134	22
New Castle	2,318	73	0	27	3	10
<b>Total</b>	<b>11,521</b>	<b>1,241</b>	<b>324</b>	<b>152</b>	<b>658</b>	<b>50</b>

Table 1 (Cont.)

<b>Maximum Security - Adult MALE</b>
--------------------------------------

	October Ending Count	General Population Vacancies	Programs & Treatment Vacancies	Restricted Housing & Infirmary Vacancies	Down Beds	Held Beds
Miami	2,324	65	4	3	588	0
Indiana State Prison	1,923	81	19	13	12	29
Pendleton	1,414	39	5	3	8	5
Pendleton Treatment Unit	175	0	71	0	11	3
ISR Secure Housing Unit	64	0	0	4	1	0
New Castle Annex	373	32	0	71	5	5
New Castle Mental Health	107	0	18	0	1	2
WCU Secure Housing Unit	105	0	0	3	2	0
Wabash Valley	1,712	16	27	12	21	13
WVS Secure Housing Unit	198	0	0	16	1	1
Reception Diag. Center	533	127	0	0	35	0
<b>Total</b>	<b>8,928</b>	<b>360</b>	<b>144</b>	<b>125</b>	<b>685</b>	<b>58</b>

<b>Minimum Security &amp; Re-Entry - Adult FEMALE</b>
---

	October Ending Count	General Population Vacancies	Programs & Treatment Vacancies	Restricted Housing & Infirmary Vacancies	Down Beds	Held Beds
Madison	563	283	0	0	0	2
Jefferson Co. Re-Entry	44	28	0	0	0	0
Crane House	25	20	0	0	0	0
<b>Total</b>	<b>632</b>	<b>331</b>	<b>0</b>	<b>0</b>	<b>0</b>	<b>2</b>

<b>Medium Security - Adult FEMALE</b>
---------------------------------------

Rockville	912	44	74	10	0	1
<b>Total</b>	<b>912</b>	<b>44</b>	<b>74</b>	<b>10</b>	<b>0</b>	<b>1</b>

<b>Maximum Security - Adult FEMALE</b>
--

Women's Prison	615	67	35	9	0	1
Rockville Intake	130	82	0	0	0	0
<b>Total</b>	<b>745</b>	<b>149</b>	<b>35</b>	<b>9</b>	<b>0</b>	<b>1</b>

<b>JAIL BED COUNT</b>
-----------------------

Adult Male	879	730	730	730	730	0%
Adult Female	<u>85</u>	<u>102</u>	<u>102</u>	<u>102</u>	<u>102</u>	<u>0%</u>
<b>Total</b>	<b>964</b>	<b>832</b>	<b>832</b>	<b>832</b>	<b>832</b>	<b>0</b>



Table 1 (Cont.)

<b>JUVENILE OFFENDERS</b>
---------------------------

**Juvenile Male**

	October Ending Count	General Population Vacancies	Programs & Treatment Vacancies	Restricted Housing & Infirmary Vacancies	Down Beds	Held Beds
North Central Juvenile Correctional Facility	101	73	0	0	0	0
Pendleton Juvenile Correctional Facility	130	245	0	11	0	5
<b>Total</b>	<b>231</b>	<b>318</b>	<b>0</b>	<b>11</b>	<b>0</b>	<b>5</b>

**Juvenile Female**

LaPorte Juvenile Correctional Facility	32	30	0	0	0	0
--	----	----	---	---	---	---

<b>TOTALS</b>
---------------

	October Ending Count	General Population Vacancies	Programs & Treatment Vacancies	Restricted Housing & Infirmary Vacancies	Down Beds	Held Beds
GRAND TOTAL FOR ALL ADULT MALES (Includes Jail Bed Count and Contracted Beds)	22,762	2,852	1,242	1,007	2,078	112
TOTAL FOR ADULT MALES IDOC FACILITIES ONLY	21,809	2,109	481	277	1,348	112
GRAND TOTAL FOR ALL ADULT FEMALES (Includes Jail Bed Count and Contracted Beds)	2,374	626	211	121	102	4
TOTAL FOR ADULT FEMALES IDOC FACILITIES ONLY	2,264	476	109	19	0	4
TOTAL FOR JUVENILE MALES	231	318	0	11	0	5
TOTAL FOR JUVENILE FEMALES	32	30	0	0	0	0
<b>GRAND TOTAL FOR THE DEPARTMENT (Includes Jail Bed Count and Contracted Beds)</b>	<b>25,399</b>	<b>3,826</b>	<b>1,453</b>	<b>1,139</b>	<b>2,180</b>	<b>121</b>
<b>GRAND TOTAL FOR THE DEPARTMENT (Excludes Jail Bed Count and Contracted Beds)</b>	<b>24,336</b>	<b>2,933</b>	<b>590</b>	<b>307</b>	<b>1,348</b>	<b>121</b>

Sources: Planning Division Facility Body Count Report  
 Planning Division Juvenile Daily Count Report  
 OIS - Jail Bed Count  
 Operational Support Services - Vacancy Report

**Indiana Department of Correction**  
**Table 2**  
**Operational Capacity Compared to Population, by Facility**  
**October 1, 2020**

**Minimum Security - Adult MALE**

	<b>September Operational Capacity</b>	<b>October Operational Capacity</b>	<b>October Adjusted Operational Capacity*</b>	<b>October Ending Count</b>	<b>Percent +/- Capacity</b>
Chain O'Lakes	102	102	102	97	-5%
Edinburgh	344	344	343	265	-23%
Miami - MCA	204	204	204	122	-40%
New Castle - NCA	204	204	204	121	-41%
Pendleton - IRO	220	220	219	159	-27%
Westville - WCA	379	379	364	301	-17%
Wabash Valley - WVA	<u>198</u>	<u>198</u>	<u>193</u>	<u>148</u>	<u>-23%</u>
<b>Total</b>	<b>1,651</b>	<b>1,651</b>	<b>1,629</b>	<b>1,213</b>	<b>-26%</b>

**Re-Entry & Work Release - Adult MALE**

Bartholomew Co. Re-Entry	20	20	40	9	-78%
Chain O'Lakes Re-Entry	38	38	38	26	-32%
Lake Co. Re-Entry/M	10	10	10	9	-10%
South Bend Re-Entry	201	201	201	121	-40%
VOA/Hope Hall Re-Entry	40	40	40	39	-3%
Starke Co. PI - TC	<u>48</u>	<u>48</u>	17	17	0
<b>Total</b>	<b>357</b>	<b>357</b>	<b>346</b>	<b>221</b>	<b>-36%</b>

**Medium Security - Adult MALE**

Branchville	1,533	1,533	1,495	1,316	-12%
Correctional Industrial	1,495	1,495	1,489	1,321	-11%
Indiana State Prison ISO	385	385	382	332	-13%
Plainfield	1,716	1,728	1,508	1,373	-9%
Putnamville	2,517	2,517	2,065	1,880	-9%
Heritage Trail	916	916	913	698	-24%
Westville	2,941	2,941	2,519	2,283	-9%
New Castle	2,431	2,431	2,391	2,318	-3%
<b>Total</b>	<b>13,934</b>	<b>13,946</b>	<b>12,762</b>	<b>11,521</b>	<b>-10%</b>

Table 2 (Cont.)

<b>Maximum Security - Adult MALE</b>					
	<b>September Operational Capacity</b>	<b>October Operational Capacity</b>	<b>October Adjusted Operational Capacity*</b>	<b>October Ending Count</b>	<b>Percent +/- Capacity</b>
Miami	2,984	2,984	2,389	2,324	-3%
Indiana State Prison	2,077	2,077	1,991	1,923	-3%
Pendleton	1,449	1,474	1,453	1,414	-3%
Pendleton Treatment Unit	260	260	175	175	0%
ISR Secure Housing Unit	69	69	64	64	0%
New Castle Annex	486	486	405	373	-8%
New Castle Mental Health	128	128	107	107	0%
WCU Secure Housing Unit	110	110	105	105	0%
Wabash Valley	1,801	1,801	1,728	1,712	-1%
WVS Secure Housing Unit	216	216	198	198	0%
Reception Diag. Center	695	695	533	533	0%
<b>Total</b>	<b>10,275</b>	<b>10,300</b>	<b>9,148</b>	<b>8,928</b>	<b>-2%</b>

<b>Minimum Security &amp; Re-Entry - Adult FEMALE</b>					
Madison	848	848	846	563	-33%
Jefferson Co. Re-Entry	72	72	72	44	-39%
Crane House	45	45	45	25	-44%
<b>Total</b>	<b>965</b>	<b>965</b>	<b>963</b>	<b>632</b>	<b>-34%</b>

<b>Medium Security - Adult FEMALE</b>					
Rockville	<u>1,041</u>	<u>1,041</u>	<u>956</u>	<u>912</u>	-5%
<b>Total</b>	<b>1,041</b>	<b>1,041</b>	<b>956</b>	<b>912</b>	<b>-5%</b>

<b>Maximum Security - Adult FEMALE</b>					
Women's Prison	727	727	682	615	-10%
Rockville Intake	<u>212</u>	<u>212</u>	<u>130</u>	<u>130</u>	0%
<b>Total</b>	<b>939</b>	<b>939</b>	<b>812</b>	<b>745</b>	<b>-8%</b>

<b>JAIL BED COUNT**</b>					
Adult Male	830	730	730	730	0%
Adult Female	<u>74</u>	<u>102</u>	<u>102</u>	<u>102</u>	0%
<b>Total</b>	<b>904</b>	<b>832</b>	<b>832</b>	<b>832</b>	<b>0%</b>

<b>JUVENILE OFFENDERS</b>					
	<b>Juvenile Male</b>				
North Central Juvenile Correctional Facility	174	174	174	101	-42%
Pendleton Juvenile Correctional Facility	<u>391</u>	<u>391</u>	<u>375</u>	<u>130</u>	<u>-65%</u>
<b>Total</b>	<b>565</b>	<b>565</b>	<b>549</b>	<b>231</b>	<b>-58%</b>

Table 2 (Cont.)

**Juvenile Female**

	September Operational Capacity	October Operational Capacity	October Adjusted Operational Capacity*	October Ending Count	Percent +/- Capacity
LaPorte Juvenile Correctional Facility	62	62	62	32	-48%

<b>TOTALS</b>					
	September Operational Capacity	October Operational Capacity	October Adjusted Operational Capacity*	October Ending Count	Percent +/- Capacity
GRAND TOTAL FOR ALL ADULT MALES (Includes Jail Bed Count and Contracted Beds)	27,047	26,984	24,615	22,613	-8%
TOTAL FOR ADULT MALES IDOC FACILITIES ONLY	26,099	26,136	23,778	21,809	-8%
GRAND TOTAL FOR ALL ADULT FEMALES (Includes Jail Bed Count and Contracted Beds)	3,019	3,047	2,833	2,391	-16%
TOTAL FOR ADULT FEMALES IDOC FACILITIES ONLY	2,900	2,900	2,686	2,264	-16%
TOTAL FOR JUVENILE MALES	565	565	549	231	-58%
TOTAL FOR JUVENILE FEMALES	62	62	62	32	-48%
<b>GRAND TOTAL FOR THE DEPARTMENT (Includes Jail Bed Count** and Contracted Beds)</b>	<b>30,693</b>	<b>30,658</b>	<b>28,059</b>	<b>25,267</b>	<b>-10%</b>
<b>GRAND TOTAL FOR THE DEPARTMENT (Excludes Jail Bed Count and Contracted Beds)</b>	<b>29,626</b>	<b>29,663</b>	<b>27,075</b>	<b>24,336</b>	<b>-10%</b>

\*Adjusted Operational Capacity includes Intake Beds and excludes Down, Held, and Segregation/Infirmary, and Program/Treatment Hold Beds.

\*\*Jail Bed Counts - IDOC offender Jail Bed holding is demand-based, therefore Jail Bed Percent Capacity is always 0%. Jail Bed Operational Capacity is determined by each county's availability and fluctuates from month to month.

Sources:            Planning Division Facility Body Count Report  
                          Planning Division Juvenile Daily Count Report  
                          OIS - Jail Bed Count  
                          Operational Support Services - Vacancy Report

**Indiana Department of Correction**  
**Table 3**  
**Facility Population on the First Day of Each Month**  
**(Excludes County Jail "Back-ups" & Contracted Beds)**

<b><u>2019</u></b>	<b><u>Adult</u></b> <b><u>Male</u></b>	<b><u>Adult</u></b> <b><u>Female</u></b>	<b><u>Juvenile</u></b> <b><u>Male</u></b>	<b><u>Juvenile</u></b> <b><u>Female</u></b>	<b><u>Total</u></b>
January	23,970	2,500	365	38	26,873
February	23,876	2,481	382	41	26,780
March	23,963	2,481	386	40	26,870
April	24,030	2,488	383	44	26,945
May	24,103	2,522	372	34	27,031
June	24,138	2,549	360	36	27,083
July	24,181	2,596	355	34	27,166
August	24,186	2,574	367	43	27,170
September	24,285	2,630	373	39	27,327
October	24,264	2,614	376	39	27,293
November	24,274	2,582	368	39	27,263
December	24,259	2,564	360	28	27,211

<b><u>2020</u></b>	<b><u>Adult</u></b> <b><u>Male</u></b>	<b><u>Adult</u></b> <b><u>Female</u></b>	<b><u>Juvenile</u></b> <b><u>Male</u></b>	<b><u>Juvenile</u></b> <b><u>Female</u></b>	<b><u>Total</u></b>
January	24,294	2,569	325	25	27,213
February	24,238	2,544	342	21	27,145
March	24,253	2,540	349	23	27,165
April	24,294	2,553	350	24	27,221
May	23,844	2,502	348	27	26,721
June	23,328	2,472	347	29	26,176
July	22,895	2,412	309	26	25,642
August	22,560	2,341	294	28	25,223
September	22,174	2,282	272	26	24,754
October	22,009	2,231	266	28	24,534
November	21,809	2,264	231	32	24,336

Source: Research Division Juvenile Daily Count Report

**Indiana Department of Correction**  
**Table 4**  
**Parole Caseload on November 05, 2020**

<u>Parole District</u>	<b>Indiana Parolees</b>		<b>Other Jurisdiction</b>		<u>Total</u>
	<u>Adult Male</u>	<u>Adult Female</u>	<u>Adult Male</u>	<u>Adult Female</u>	
<i>Interstate Compact (PD0)*</i>	377	31	485	61	954
	<b>District Supervision Breakdown as follows:</b>				
Re-Entry Parole (PD1)	326	57	23	2	408
Fort Wayne (PD2)	639	76	63	3	781
Indianapolis (PD3)	1094	104	89	11	1,298
Evansville (P4A)	432	48	53	10	543
Terre Haute (P4B)	416	45	28	4	493
Bloomington (PD5)	307	44	36	7	394
Gary (PD6)	385	20	50	3	458
New Castle (PD7)	637	96	45	9	787
South Bend (PD8)	630	55	65	6	756
Madison (PD9)	271	65	33	6	375
<b>Total</b>	<b>5,514</b>	<b>641</b>	<b>485</b>	<b>61</b>	<b>6,701</b>

**Total Parole Population on the First Day of Each Month**

<u>Calendar Year 2020</u>	<b>Indiana Parolees</b>		<b>Other Jurisdiction</b>		<u>Total</u>
	<u>Adult Male</u>	<u>Adult Female</u>	<u>Adult Male</u>	<u>Adult Female</u>	
January	5,430	625	443	55	6,553
February	5,339	617	448	53	6,457
March	5,199	625	445	57	6,326
April	5,244	626	439	57	6,366
May	5,364	647	437	54	6,502
June	5,473	665	419	51	6,608
July	5,516	662	419	47	6,644
August	5,521	667	464	53	6,705
September	5,509	658	482	59	6,708
October	5,519	665	488	61	6,733

\* Includes Indiana parolees who are serving their parole in another state, as well as offenders from other States being supervised in Indiana (Interstate Compact)

Sources: Juvenile Services  
Parole Division



# Adult Offender Statistics



**Indiana Department of Correction**  
**Table 5**  
**Monthly Admissions and Releases- Adult Offenders**  
(Includes County Jail "Back-ups" & Contracted Beds)  
**October 2020**

<b>Admissions</b>	<b>Male</b>	<b>Female</b>	<b>Total</b>
New Commitments	237	41	278
Parole Violators - New Commits	22	0	22
Parole Violators - Technical	46	7	53
Unsentenced (Safekeepers)	1	0	1
Return from Esc - Sec/NonSec Facility	0	0	0
Return from Escape - Non-Secure Facility	3	0	3
Return from Escape - CTP Absconds	0	0	0
Court Supervision Violators - New Commits	66	9	75
Court Supervision Violators - Technical	89	29	118
Return from CTP - New Commits	0	0	0
Return from CTP - Technical	4	1	5
Unknown (Missing Data)	0	0	0
<b>Total Admissions</b>	<b>468</b>	<b>87</b>	<b>555</b>

<b>Releases</b>	<b>Male</b>	<b>Female</b>	<b>Total</b>
Parole	328	39	367
Probation	225	45	270
Escape Secure Facility	1	0	1
Walk-Away - Non-Secure Facility	2	1	3
Discharged	76	10	86
Unsentenced Discharged	0	0	0
Other (i.e. Death)	5	0	5
Community Transition Program (CTP)	65	19	84
CTP Absconds	1	0	1
Unknown (Missing Data)	0	0	0
<b>Total Releases</b>	<b>703</b>	<b>114</b>	<b>817</b>

*Of the 237 new commitments of male felons, 108 (45.6%) had a prior commitment.*

*Of the 41 new commitments of female felons, 16 (39.0%) had a prior commitment.*

*Effective July 1, 1998, misdemeanants are to be committed to DOC only under special circumstances (IC 11-12-6)*

*Sources: SAS-prsadm8.pgm, SAS - prisrel8.pgm*



**Indiana Department of Correction  
Table 6  
New Admissions by County of Commitment - Adult Offenders**

October 2020

County	Felony Level													Total	County	Felony Level													Total
	Murder	FA	FB	FC	FD	F1	F2	F3	F4	F5	F6	Other*	Murder			FA	FB	FC	FD	F1	F2	F3	F4	F5	F6	Other*			
Adams	0	0	0	0	0	0	0	0	6	1	1	0	8	Madison	0	0	0	0	0	0	0	5	4	3	4	0	16		
Allen	0	0	2	0	0	0	0	9	7	28	4	0	50	Marion	0	1	0	0	0	2	7	11	17	34	1	0	73		
Bartholomew	0	0	0	0	0	0	0	1	0	2	0	0	3	Marshall	0	0	0	0	0	0	3	0	2	1	0	0	6		
Benton	0	0	0	0	0	0	0	0	0	0	0	0	0	Martin	0	0	0	0	0	0	0	0	0	0	0	0	0		
Blackford	0	0	0	0	0	0	0	0	1	1	1	0	3	Miami	0	0	0	0	0	0	0	0	1	0	0	0	1		
Boone	0	0	0	0	0	0	0	1	1	1	1	0	4	Monroe	0	0	0	0	0	0	1	0	0	2	0	0	3		
Brown	0	0	0	0	0	0	1	0	0	1	0	0	2	Montgomery	0	0	0	0	0	0	0	0	1	3	2	0	6		
Carroll	0	0	0	0	0	0	0	0	0	1	0	0	1	Morgan	0	0	0	0	0	0	0	0	2	4	0	0	6		
Cass	0	0	0	0	0	0	0	0	0	3	1	0	3	Newton	0	0	0	0	0	0	0	0	0	0	0	0	0		
Clark	1	0	0	0	0	0	0	0	0	0	0	0	1	Noble	0	0	0	1	0	0	0	0	0	1	2	0	4		
Clay	0	0	0	0	0	0	0	1	0	0	0	0	1	Ohio	0	0	0	0	0	0	0	0	0	0	0	0	0		
Clinton	0	0	0	0	0	0	0	1	0	0	1	0	2	Orange	0	0	0	0	0	0	0	1	1	1	0	0	3		
Crawford	0	0	0	0	0	0	0	0	0	0	0	0	0	Owen	0	0	1	0	0	0	0	0	0	1	0	0	2		
Daviess	0	0	1	0	0	0	1	1	0	0	0	0	3	Parke	0	0	0	0	0	0	0	0	0	0	0	0	0		
Dearborn	0	0	0	1	0	1	0	0	1	5	3	0	11	Perry	0	0	0	0	0	0	0	0	0	0	0	0	0		
Decatur	0	0	0	0	0	0	0	0	1	1	1	0	3	Pike	0	0	0	0	0	0	0	0	0	1	1	0	3		
DeKalb	0	0	0	0	0	1	0	0	1	0	2	0	4	Porter	0	0	0	0	0	0	0	0	0	0	1	1	0	2	
Delaware	0	0	0	1	0	1	2	0	0	0	0	0	4	Posey	0	0	0	0	0	0	1	0	1	1	0	0	3		
Dubois	0	0	0	0	0	2	0	1	0	0	1	0	4	Pulaski	0	0	0	0	0	0	0	0	0	0	0	0	0		
Elkhart	0	0	0	2	0	1	1	4	5	7	3	0	23	Putnam	0	0	0	0	0	0	0	1	1	0	0	0	2		
Fayette	0	0	0	0	0	0	2	0	0	0	0	0	2	Randolph	0	0	0	0	0	0	0	0	1	0	0	0	1		
Floyd	0	0	0	0	0	0	0	0	3	0	0	0	3	Ripley	0	0	0	0	0	0	0	0	0	1	3	0	4		
Fountain	0	0	0	0	0	0	0	0	0	0	0	0	0	Rush	0	0	0	0	0	0	0	0	1	2	0	0	3		
Franklin	0	0	0	0	0	0	0	0	1	1	0	0	2	St. Joseph	0	0	0	0	0	0	0	2	3	2	0	0	7		
Fulton	0	0	1	0	0	0	0	0	0	0	2	0	3	Scott	0	0	0	0	0	1	2	0	2	0	0	0	5		
Gibson	0	1	0	0	0	0	1	1	2	2	0	0	7	Shelby	0	0	0	0	0	1	0	0	1	1	1	0	4		
Grant	0	0	0	0	0	0	1	0	1	1	0	0	3	Spencer	1	0	0	0	0	0	0	0	0	0	0	0	1		
Greene	0	0	0	0	0	0	0	1	1	0	1	0	3	Starke	0	0	0	0	0	0	0	0	1	0	0	0	1		
Hamilton	0	0	0	0	0	0	0	1	1	4	2	0	8	Steuken	0	0	0	0	0	0	0	0	0	0	0	0	0		
Hancock	0	0	0	0	0	0	0	0	2	1	0	0	3	Sullivan	0	0	0	0	0	0	0	0	1	1	0	0	2		
Harrison	0	0	0	0	0	0	0	1	0	1	0	0	2	Switzerland	0	0	0	0	0	0	0	0	1	1	1	0	3		
Hendricks	0	0	0	0	0	0	1	1	3	2	1	0	8	Tippecanoe	0	0	0	0	0	0	0	1	2	2	2	0	7		
Henry	0	0	0	0	0	0	0	0	0	2	0	0	2	Tipton	0	0	0	0	0	0	0	0	1	0	0	0	1		
Howard	0	0	0	0	1	0	0	0	1	4	0	0	6	Union	0	0	0	0	0	0	0	0	0	1	0	0	1		
Huntington	0	0	0	0	0	1	1	0	4	1	0	0	7	Vanderburgh	0	0	0	0	0	0	3	0	4	7	2	0	16		
Jackson	0	0	0	0	0	1	0	0	2	0	0	0	3	Vermillion	0	0	0	0	0	0	0	0	0	0	0	0	0		
Jasper	0	0	0	0	0	0	0	0	0	0	1	0	1	Vigo	0	0	2	0	0	0	3	1	2	3	0	0	11		
Jay	0	0	0	0	0	0	3	0	3	0	0	0	6	Wabash	0	0	0	0	0	0	1	1	1	3	0	0	6		
Jefferson	0	0	0	0	0	1	1	0	2	0	0	0	4	Warren	0	0	0	0	0	0	0	0	0	0	0	0	0		
Jennings	0	0	0	0	0	0	0	0	0	0	0	0	0	Warrick	0	0	0	0	0	0	1	0	0	0	0	0	1		
Johnson	0	0	0	0	1	0	0	2	1	7	1	0	12	Washington	0	0	0	0	0	0	0	0	0	0	0	0	0		
Knox	0	0	0	0	0	1	0	0	0	2	0	0	3	Wayne	0	0	0	0	0	0	0	3	2	1	0	0	6		
Kosciusko	0	0	0	0	0	0	0	3	0	0	0	0	3	Wells	0	0	0	0	0	0	0	0	0	1	2	0	3		
LaGrange	0	0	0	0	0	1	0	0	0	0	0	0	1	White	0	0	0	0	0	0	0	1	0	3	0	0	4		
Lake	0	0	0	0	0	0	0	2	6	0	0	0	8	Whitley	0	0	0	0	0	0	0	0	1	1	1	0	3		
LaPorte	0	0	0	1	0	1	0	2	1	3	0	0	8	Unknown	0	0	0	0	0	0	0	0	0	0	0	0	8		
Lawrence	0	0	0	0	0	0	0	0	1	2	0	0	3	Totals	2	2	7	6	2	12	34	62	101	182	53	0	471		

Data based on Most Serious Offense and includes only New- and Reccommitments.  
 Parole violators are not included.  
 \*\*Other\* may include missing, habitual offense, contempt of court, or misdemeanor.  
 \*\*\*Unknown\* represents offenders who were sentenced to DOC, but County of Commitment data was unavailable.  
 Source: Prsdm7.pgm

**Indiana Department of Correction**

**Table 7**

**Release Type by County of Commitment - Adult Offenders**

**October 2020**

County	Release Type					County	Release Type				
	Parole	Probation	Discharged	CTP	Total		Parole	Probation	Discharged	CTP	Total
Adams	0	2	0	0	2	Madison	29	13	3	9	54
Allen	30	17	4	5	56	Marion	71	55	27	5	158
Bartholomew	2	2	0	4	8	Marshall	4	2	1	3	10
Benton	1	0	0	0	1	Martin	0	0	0	0	0
Blackford	1	2	1	0	4	Miami	1	0	0	0	1
Boone	1	2	1	0	4	Monroe	5	1	1	4	11
Brown	0	0	0	0	0	Montgomery	4	0	2	1	7
Carroll	1	0	1	0	2	Morgan	4	0	1	1	6
Cass	1	0	0	1	2	Newton	0	1	0	0	1
Clark	3	6	1	0	10	Noble	5	2	0	0	7
Clay	2	1	0	0	3	Ohio	0	1	0	0	1
Clinton	0	1	0	4	5	Orange	5	6	0	0	11
Crawford	1	0	0	0	1	Owen	0	2	0	0	2
Daviess	1	4	0	0	5	Parke	1	0	0	0	1
Dearborn	8	6	0	0	14	Perry	0	2	0	0	2
Decatur	6	4	0	2	12	Pike	1	0	0	0	1
DeKalb	1	1	1	1	4	Porter	6	2	0	0	8
Delaware	2	3	3	1	9	Posey	3	0	0	0	3
Dubois	1	1	0	0	2	Pulaski	1	1	0	0	2
Elkhart	15	14	6	5	40	Putnam	0	0	0	0	0
Fayette	4	2	1	1	8	Randolph	3	0	0	1	4
Floyd	6	6	0	0	12	Ripley	4	3	0	0	7
Fountain	1	0	0	0	1	Rush	0	1	0	0	1
Franklin	1	0	0	0	1	St. Joseph	10	8	1	0	19
Fulton	1	0	0	0	1	Scott	2	0	0	0	2
Gibson	3	2	0	1	6	Shelby	6	3	1	0	10
Grant	3	6	2	0	11	Spencer	1	0	0	1	2
Greene	2	1	1	0	4	Starke	0	0	0	0	0
Hamilton	4	4	3	0	11	Steuben	0	0	1	1	2
Hancock	0	3	0	0	3	Sullivan	0	2	0	0	2
Harrison	1	3	0	1	5	Switzerland	1	1	0	0	2
Hendricks	3	0	0	0	3	Tippecanoe	7	13	0	0	20
Henry	4	2	0	1	7	Tipton	0	0	0	0	0
Howard	2	3	1	5	11	Union	0	0	0	0	0
Huntington	3	5	2	0	10	Vanderburgh	16	3	7	4	30
Jackson	3	2	0	0	5	Vermillion	1	0	0	1	2
Jasper	0	0	0	0	0	Vigo	4	3	0	2	9
Jay	4	2	1	0	7	Wabash	2	2	2	2	8
Jefferson	1	3	0	0	4	Warren	0	0	0	0	0
Jennings	2	2	1	0	5	Warrick	0	0	0	0	0
Johnson	11	3	2	0	16	Washington	5	2	1	0	8
Knox	1	1	0	0	2	Wayne	7	3	1	1	12
Kosciusko	4	4	1	0	9	Wells	5	5	2	2	14
LaGrange	0	0	1	0	1	White	0	0	0	0	0
Lake	6	4	1	9	20	Whitley	0	2	0	0	2
LaPorte	4	4	0	0	8	Unknown	0	0	0	0	0
Lawrence	2	3	0	5	10	<b>Totals</b>	<b>367</b>	<b>270</b>	<b>86</b>	<b>84</b>	<b>807</b>

This data excludes Temporary Moves, Safekeepers, Predispositions, Escapes, Deaths, releases from CTP and releases from Out of State Parole.

\*"Unknown" represents offenders who were sentenced to DOC, but County of Commitment data was unavailable.

Source: prisrel7.pgm

**Indiana Department of Correction**  
**Table 8**  
**The Number of Department of Correction Offenders**  
**Held in County Jails\***  
**October 31, 2020**

<u>County</u>	<u>Adult Male</u>	<u>Adult Female</u>	<u>County</u>	<u>Adult Male</u>	<u>Adult Female</u>	<u>County</u>	<u>Adult Male</u>	<u>Adult Female</u>
Adams	12	2	Hendricks	11	2	Pike	7	0
Allen	56	4	Henry**	6	0	Porter	9	0
Bartholomew	10	0	Howard	8	0	Posey	5	1
Benton	4	0	Huntington	6	1	Pulaski**	2	0
Blackford**	6	3	Jackson	10	0	Putnam**	2	2
Boone	9	0	Jasper	4	0	Randolph	1	1
Brown	2	0	Jay	16	1	Ripley	10	1
Carroll	0	1	Jefferson	14	1	Rush	2	1
Cass	7	1	Jennings	9	0	St. Joseph	4	0
Clark	14	1	Johnson	10	1	Scott	9	1
Clay	9	0	Knox**	6	0	Shelby	1	0
Clinton	15	0	Kosciusko	9	1	Spencer**	39	1
Crawford**	2	0	LaGrange	2	0	Starke	2	1
Daviess	6	0	Lake	13	0	Steuben	4	0
Dearborn	15	1	LaPorte	17	0	Sullivan	1	0
Decatur	8	1	Lawrence	8	1	Switzerland	4	0
DeKalb	4	0	Madison	27	0	Tippecanoe	21	2
Delaware	12	0	Marion	39	0	Tipton	1	0
Dubois	6	2	Marshall	18	2	Union	0	0
Elkhart	37	5	Martin	4	0	Vanderburgh	26	4
Fayette	6	0	Miami	4	2	Vermillion	2	0
Floyd	11	2	Monroe	7	0	Vigo	18	3
Fountain	6	1	Montgomery	7	0	Wabash	5	2
Franklin	5	1	Morgan	14	2	Warren	1	0
Fulton	3	0	Newton	2	0	Warrick	2	0
Gibson	9	0	Noble	9	1	Washington	5	0
Grant	13	1	Ohio	1	0	Wayne	22	1
Greene	10	0	Orange**	2	0	Wells**	8	3
Hamilton	57	16	Owen	2	1	White	5	0
Hancock	9	0	Parke	6	0	Whitley	2	1
Harrison**	1	1	Perry	4	1	<b>Total</b>	<b>879</b>	<b>85</b>

\* Data is based on known frequencies reported by the counties; some county data may be missing

\*\* County Jail Substance Abuse Programs

Source: Offender Movement

**Indiana Department of Correction**  
**Table 9**  
**Community Transition Program**  
**Average Daily Populations**

<u>Month</u>	<u>2016</u>	<u>2017</u>	<u>2018</u>	<u>2019</u>	<u>2020</u>
January	518	465	392	382	338
February	480	475	402	379	338
March	492	475	411	372	317
April	518	481	441	376	278
May	499	487	443	396	279
June	469	481	398	379	241
July	491	445	386	393	256
August	496	421	395	336	254
September	509	400	387	330	262
October	478	385	384	324	259
November	470	389	366	323	
December	<u>461</u>	<u>372</u>	<u>381</u>	<u>339</u>	
<b>YEARLY AVERAGE</b>	<b>490</b>	<b>440</b>	<b>399</b>	<b>361</b>	<b>282</b>

Source: CTP Database and OIS Warmbody

**Indiana Department Of Correction**  
**Table 10**  
**Community Transition Program**  
**October 2020 Release Information (Felony Level A-D)**

<b>Total number of offenders eligible to be released =</b>		<b>141</b>
Felony A and B total =	125	
Felony C total =	14	
Felony D total =	2	
Murder =	0	
<b>Total number of offenders transitioned to counties for CTP =</b>		<b>18</b>
By default (lack of response from judge)		
Felony A or B =	0	
Felony C =	2	
Felony D =	0	
By approval by court order from judge		
Felony A or B =	15	
Felony C =	1	
Felony D =	0	
Murder =	0	
<b>Total number of offenders transitioned to counties then returned to DOC due to refusal (court ordered denial upon receipt of offender) =</b>		<b>0</b>
<b>Total number of court ordered denials =</b>		<b>91</b>
Felony A or B =	80	
Felony C =	9	
Felony D =	2	
Murder =	0	
<b>Total number of Felony A or B, or Murder denials by default (no response from judge) =</b>		<b>22</b>
<b>Total number of offenders who became ineligible after eligibility determined but prior to CTP commencement date (reasons include change in Earliest Possible Release Date, change in warrant status, released to probation or to parole, other miscellaneous) =</b>		<b>10</b>
Felony A or B =	8	
Felony C =	2	
Felony D =	0	
Murder =	0	

Source: SAS - CTP2 Adms

**Indiana Department Of Correction**  
**Table 10**  
**Community Transition Program**  
**September 2020 Release Information (Felony Level 1-6)**

<b>Total number of offenders eligible to be released =</b>		<b>265</b>
Felony 1 and 2 total =	4	
Felony 3 and 4 total =	84	
Felony 5 and 6 total =	177	
<b>Total number of offenders transitioned to counties for CTP =</b>		<b>66</b>
By default (lack of response from judge)		
Felony 1 and 2 total =	0	
Felony 3 and 4 total =	0	
Felony 5 and 6 total =	9	
By approval by court order from judge		
Felony 1 and 2 total =	1	
Felony 3 and 4 total =	28	
Felony 5 and 6 total =	28	
<b>Total number of offenders transitioned to counties then returned to DOC due to refusal (court ordered denial upon receipt of offender) =</b>		<b>0</b>
<b>Total number of court ordered denials =</b>		<b>158</b>
Felony 1 and 2 total =	3	
Felony 3 and 4 total =	35	
Felony 5 and 6 total =	120	
<b>Total number of Felony 1 or 2 denials by default (no response from judge) =</b>		<b>0</b>
<b>Total number of offenders who became ineligible after eligibility determined but prior to CTP commencement date (reasons include change in Earliest Possible Release Date, change in warrant status, released to probation or to parole, other miscellaneous) =</b>		<b>25</b>
Felony 1 and 2 total =	0	
Felony 3 and 4 total =	5	
Felony 5 and 6 total =	20	

Indiana Department of Correction  
Table 11  
Total Number of Felony Offenses  
Committed to the Indiana Department of Correction

October 2020

Felony Level	Primary Offense	Secondary Offense	Oct-20		This Calendar Year	
			SEX		SEX	
			F	M	F	M
A Felony	Arson (35-43-1-1)		-	-	-	1
	Burglary (35-43-2-1)		-	-	-	3
	Child Molesting (35-42-4-3)		-	2	-	13
	Criminal Deviate Conduct (35-42-4-2)		-	2	-	2
	Dealing Cocaine or Narcotic Drug (35-48-4-1)		-	1	5	15
	Dealing Methamphetamine (35-48-4-1.1)		-	-	2	2
	Dealing Sched I, II, or III Contrld Sub (35-48-4-2)		-	-	-	2
	Rape (35-42-4-1)		-	1	-	2
	Robbery (35-42-5-1)		-	-	-	4
	<b>A Felony Total</b>			<b>0</b>	<b>6</b>	<b>7</b>

Felony Level	Primary Offense	Secondary Offense	Oct-20		This Calendar Year	
			SEX		SEX	
			F	M	F	M
B Felony	Aggravated Battery (35-42-2-1.5)		-	-	-	6
	Arson (35-43-1-1)		-	-	-	1
	Attempt to Commit a Felony (35-41-5-1)	Robbery (35-42-5-1)	-	-	-	2
	Battery (35-42-2-1)		-	-	-	2
	Burglary (35-43-2-1)		-	1	2	53
	Carjacking (35-42-5-2)		-	-	-	1
	Child Molesting (35-42-4-3)		-	2	-	5
	Criminal Confinement (35-42-3-3)		-	-	-	4
	Dealing Cocaine or Narcotic Drug (35-48-4-1)		-	3	5	35
	Dealing Methamphetamine (35-48-4-1.1)		1	2	12	30
	Dealing Sched I, II, or III Contrld Sub (35-48-4-2)		-	-	6	8
	Felon in Possession of a Firearm (35-47-4-5)		-	1	-	10
	Neglect of a Dependent (35-46-1-4)		-	-	3	-
	Possession Methamphetamine (35-48-4-6.1)		-	-	1	3
	Possession of Cocaine or Narcotic Drug (35-48-4-6)		-	-	-	2
	Rape (35-42-4-1)		-	-	-	1
	Robbery (35-42-5-1)		-	-	-	30
	Sexual Misconduct with a Minor (35-42-4-9)		-	-	1	5
	<b>B Felony Total</b>			<b>1</b>	<b>9</b>	<b>30</b>

Felony Level	Primary Offense	Secondary Offense	Oct-20		This Calendar Year		
			SEX		SEX		
			F	M	F	M	
C Felony	Assisting a Criminal (35-44-3-2)		-	-	-	1	
	Auto Theft, Receiving Stolen Parts (35-43-4-2.5)		-	-	-	1	
	Battery (35-42-2-1)		-	-	-	9	
	Burglary (35-43-2-1)		-	1	2	17	
	Check Fraud (35-43-5-12)		-	-	1	-	
	Child Exploitation (35-42-4-4)		-	-	-	1	
	Child Molesting (35-42-4-3)		-	1	2	18	
	Contribute to Delinquency (35-46-1-8)		-	-	-	1	
	Controlled Substance Registration (35-48-4-14)		-	-	1	-	
	Corrupt Business Influence (35-45-6-2)		-	1	-	2	
	Criminal Confinement (35-42-3-3)		-	-	-	3	
	Criminal Recklessness (35-42-2-2)		-	1	-	2	
	Felon in Possession of a Firearm (35-47-4-5)		-	-	-	1	
	Firearm w/in One Mile of School (35-47-2-1)		-	-	-	4	
	Forgery (35-43-5-2)		-	-	8	4	
	Fraud on Financial Institution (35-43-5-8)		1	-	2	-	
	Intimidation (35-45-2-1)		-	-	-	1	
	Neglect of a Dependent (35-46-1-4)		-	-	-	1	
	Non-Support of Dependent Child (35-46-1-5)		-	3	-	22	
	Operating Vehicle Intoxicated/Death (9-30-5-5)		-	-	-	1	
	Operating Vehicle w/Lifetime Suspension (9-30-10-17)		-	-	-	10	
	Possession Methamphetamine (35-48-4-6.1)		-	-	-	2	
	Possession of Cocaine or Narcotic Drug (35-48-4-6)		-	-	-	2	
	Possession of Precursors (35-48-4-14.5)		-	-	1	-	
	Reckless Homicide (35-42-1-5)		-	-	-	1	
	Robbery (35-42-5-1)		-	-	1	11	
	Sexual Battery (35-42-4-8)		-	-	-	1	
	Sexual Misconduct with a Minor (35-42-4-9)		-	-	-	4	
	Welfare Fraud (35-43-5-7)		-	-	5	1	
	<b>C Felony Total</b>			<b>1</b>	<b>7</b>	<b>23</b>	<b>121</b>

Felony Level	Primary Offense	Secondary Offense	Oct-20		This Calendar Year	
			SEX		SEX	
			F	M	F	M
D Felony	Auto Theft, Receiving Stolen Parts (35-43-4-2.5)		-	-	1	3
	Battery (35-42-2-1)		-	-	-	2
	Child Exploitation (35-42-4-4)		-	-	-	2
	Child Solicitation (35-42-4-6)		-	-	-	1
	Criminal Confinement (35-42-3-3)		-	-	-	1
	Criminal Recklessness (35-42-2-2)		-	-	-	1

Felony Level	Primary Offense	Secondary Offense	Oct-20		This Calendar Year	
			SEX		SEX	
			F	M	F	M
D Felony (Cont'd)	Cruelty to Animals (35-46-3-12)		-	-	-	2
	Dealing Marijuana, Hash Oil, or Hashish (35-48-4-10)		-	-	-	1
	Domestic Battery (35-42-2-1.3)		-	1	-	2
	Driving While Suspended/Oper Veh HTV (9-30-10-16)		-	-	-	2
	Failure to Remit Sales Tax (6-2.5-9-3)		-	-	-	1
	Failure to Return to Lawful Detention (35-44-3-5)		-	-	-	3
	Fraud (35-43-5-4)		-	-	-	2
	Intimidation (35-45-2-1)		-	-	-	1
	Maintaining a Common Nuisance (35-48-4-13)		-	1	1	2
	Neglect of a Dependent (35-46-1-4)		-	-	-	2
	Non-Support of a Child (35-46-1-5)		-	2	-	15
	Operating Vehicle Intox-Prior (9-30-5-3)		-	-	1	4
	Operating Vehicle Intoxicated-Contrld Sub (9-30-5-1)		-	-	-	1
	Operating Vehicle Intoxicated-Endanger (9-30-5-2)		-	-	-	2
	Poss. of Marijuana, Hash Oil, or Hashish (35-48-4-11)		-	-	1	2
	Possession - Syringe/Needle (16-42-19-18)		-	-	-	1
	Possession of Cocaine or Narcotic Drug (35-48-4-6)		-	-	1	2
	Possession of Controlled Substance (35-48-4-7)		-	-	1	4
	Possession of Meth(35-48-4-6.1)		-	-	1	5
	Possession of Precursors (35-48-4-14.5)		-	-	1	-
	Residential Entry (35-43-2-1.5)		-	-	-	1
	Resisting Law Enforcement (35-44-3-3)		-	-	-	3
	Sexual Battery (35-42-4-8)		-	-	-	2
	Strangulation (35-42-2-9)		-	-	-	1
	Theft, Receiving Stolen Property (35-43-4-2)		-	-	5	13
	Vicarious Sexual Gratification (35-42-4-5)		-	-	-	1
D Felony Total			0	4	13	85

Felony Level	Primary Offense	Secondary Offense	Oct-20		This Calendar Year	
			SEX		SEX	
			F	M	F	M
Level 1 Felony	Aggravated Battery (35-42-2-1.5)		-	1	2	2
	Aiding, Inducing or Causing an Offense (35-41-2-4)	Murder (35-42-1-1)	1	-	1	1
	Attempted Murder (35-42-1-1(1))		-	-	-	2
	Attempt to Commit a Felony (35-41-5-1)	Murder (35-42-1-1)	-	-	1	18
	Burglary (35-43-2-1)		-	1	-	5
	Child Molesting (35-42-4-3)		-	12	2	54
	Conspiracy (35-41-5-2)	Child Molesting (35-42-4-3)	-	-	1	-
		Murder (35-42-1-1)	-	1	-	1
	Criminal Gang Enhancement (35-50-2-15)		-	-	-	1
	Firearm Enhancement (35-50-2-11)		-	-	1	1
	Neglect of a Dependent/Death (35-46-1-4)		-	-	10	3
	Rape (35-42-4-1)		-	1	-	4
Level 1 Felony Total			1	16	18	92

Felony Level	Primary Offense	Secondary Offense	Oct-20		This Calendar Year	
			SEX		SEX	
			F	M	F	M
Level 2 Felony	Aiding, Inducing or Causing an Offense (35-41-2-4)	Dealing Methamphetamine (35-48-4-1.1)	-	-	-	1
	Attempt to Commit a Felony (35-41-5-1)	Burglary (35-43-2-1)	-	-	-	1
	Burglary (35-43-2-1)		-	-	1	14
	Conspiracy (35-41-5-2)	Burglary (35-43-2-1)	-	-	-	1
		Dealing Methamphetamine (35-48-4-1.1)	-	1	1	2
		Murder (35-42-1-1)	-	1	-	1
		Robbery (35-42-5-1)	-	-	-	1
	Criminal Confinement (35-42-3-3)		-	-	-	3
	Dealing Cocaine or Narcotic Drug (35-48-4-1)		-	6	5	55
	Dealing Methamphetamine (35-48-4-1.1)		12	15	41	165
	Dealing Sched I, II, or III Cntrlrd Sub (35-48-4-2)		-	3	1	4
	Fire Arm Enhancement (35-50-2-11)		-	-	-	1
	Kidnapping (35-42-3-2)		-	-	-	3
	Manufacturing Methamphetamine (35-42-4-5)		-	-	-	1
	Robbery (35-42-5-1)		-	1	1	9
	Voluntary Manslaughter (35-42-1-3)		-	1	1	11
Level 2 Felony Total			12	28	51	273

Felony Level	Primary Offense	Secondary Offense	Oct-20		This Calendar Year	
			SEX		SEX	
			F	M	F	M
Level 3 Felony	Accident/Failure to Stop-Serious Inj/Death (9-26-1-1.1)		-	1	2	2
	Aggravated Battery (35-42-2-1.5)		3	9	4	55
	Aiding, Inducing or Causing an Offense (35-41-2-4)	Child Molesting (35-42-4-3)	-	-	1	-
		Dealing Methamphetamine (35-48-4-1.1)	-	-	2	-
		Robbery (35-42-5-1)	-	-	-	1
	Arson (35-43-1-1)		-	-	-	1
	Attempt to Commit a Felony (35-41-5-1)	Rape (35-42-4-1)	-	-	-	2
		Robbery (35-42-5-1)	-	-	1	4
	Battery (35-42-2-1)		-	-	2	2
	Burglary (35-43-2-1)		-	1	-	12
	Child Molesting (35-42-4-3)		2	4	2	26
	Conspiracy (35-41-5-2)	Aggravated Battery (35-42-2-1.5)	-	-	1	-
		Dealing Cocaine or Narcotic Drug (35-48-4-1)	-	-	1	-
		Robbery (35-42-5-1)	-	-	-	1
	Criminal Confinement (35-42-3-3)		-	1	5	43
	Dealing Cocaine or Narcotic Drug (35-48-4-1)		-	3	7	46
	Dealing Methamphetamine (35-48-4-1.1)		6	8	27	84
	Dealing Sched I, II, or III Cntrlrd Sub (35-48-4-2)		-	2	4	10
	Dealing Sched IV Cntrlrd Sub (35-48-4-3)		-	1	-	1



Felony Level	Primary Offense	Secondary Offense	Oct-20		This Calendar Year	
			SEX		SEX	
			F	M	F	M
Level 3 Felony (Cont'd)	Feticide (35-42-1-6)		-	-	-	1
	Kidnapping (35-42-3-2)		-	-	1	9
	Neglect of a Dependent/Death (35-46-1-4)		-	-	4	10
	Possession of Cocaine or Narcotic Drug (35-48-4-6)		-	1	2	14
	Possession of Meth (35-48-4-6.1)		-	6	8	45
	Promotion of Child Sex. Trafficking (35-42-3.5-1.2)		-	-	1	-
	Rape (35-42-4-1)		-	3	-	20
	Resisting Law Enforcement (35-44.1-3-1)		-	-	-	1
	Robbery (35-42-5-1)		2	21	18	226
<b>Level 3 Felony Total</b>			<b>13</b>	<b>61</b>	<b>93</b>	<b>616</b>

Felony Level	Primary Offense	Secondary Offense	Oct-20		This Calendar Year	
			SEX		SEX	
			F	M	F	M
Level 4 Felony	Aiding, Inducing or Causing an Offense (35-41-2-4)	Burglary (35-43-2-1)	-	-	1	1
		Dealing Methamphetamine (35-48-4-1.1)	-	-	1	2
	Arson (35-43-1-1)		1	2	4	20
	Attempt to Commit a Felony (35-41-5-1)	Burglary (35-43-2-1)	-	-	-	3
		Escape (35-44.1-3-4)	-	-	-	1
		Robbery (35-42-5-1)	-	-	-	1
		Sexual Misconduct with a Minor (35-42-4-9)	-	-	-	1
	Battery (35-42-2-1)		-	-	-	1
	Burglary (35-43-2-1)		8	22	43	204
	Child Exploitation (35-42-4-4)		-	3	2	11
	Child Molestation (35-42-4-3)		-	16	2	120
	Child Solicitation (35-42-4-6)		-	3	-	14
	Conspiracy (35-41-5-2)	Arson (35-43-1-1)	-	-	1	-
		Dealing Methamphetamine (35-48-4-1.1)	-	-	-	2
	Criminal Confinement (35-42-3-3)		-	2	-	4
	Dealing Cocaine or Narcotic Drug (35-48-4-1)		-	7	14	63
	Dealing Methamphetamine (35-48-4-1.1)		4	13	61	144
	Dealing Sched 5 Substance (35-48-4-4)		-	-	-	3
	Dealing Sched I, II, or III Cntrid Sub (35-48-4-2)		-	-	4	3
	Dealing Sched IV Controlled Substance (35-48-4-3)		-	-	-	2
	Escape 35-44.1-3-4		-	-	-	2
	Felon in Possession of a Firearm (35-47-4-5)		-	24	1	217
	Incest (35-46-1-3)		-	-	-	3
	Kidnapping(35-42-3-2)		-	-	-	1
	Manufacturing Meth (35-48-4-1.2)		-	-	1	6
	Operating Vehicle Intoxicated/Death (9-30-5-5)		-	1	1	12
	Possession of Cocaine or Narcotic Drug (35-48-4-6)		-	3	2	19
	Possession of Dangerous Device (35-44.1-3-7)		-	1	-	3
	Possession of Meth (35-48-4-6.1)		4	8	26	81
	Promoting Prostitution, under 18 (35-45-4-4)		-	-	1	-
	Sexual Misconduct with a Minor (35-42-4-9)		1	7	2	34
	Stalking (35-45-10-5)		-	-	-	2
	Vicarious Sexual Gratification (35-42-4-5)		-	-	-	2
<b>Level 4 Felony Total</b>			<b>18</b>	<b>112</b>	<b>167</b>	<b>982</b>

Felony Level	Primary Offense	Secondary Offense	Oct-20		This Calendar Year	
			SEX		SEX	
			F	M	F	M
Level 5 Felony	Aiding, Inducing or Causing an Offense (35-41-2-4)	Dealing Cocaine or Narcotic Drug (35-48-4-1)	-	-	1	-
		Dealing in Methamphetamine (35-48-4-1.1)	-	-	1	-
		Fraud on Financial Institution (35-43-5-8)	-	-	-	1
		Robbery (35-42-5-1)	-	-	-	1
	Assisting a Criminal (35-44.1-2-5)		1	-	3	4
	Attempt to Commit a Felony (35-41-5-1)	Att. to Commit a Crime by Committing (35-41-5-1)	-	-	1	-
		Battery (35-42-2-1)	-	-	1	-
		Burglary (35-43-2-1)	-	-	-	1
		Dealing in Methamphetamine (35-48-4-1.1)	-	-	-	1
		Escape (35-44.1-3-4)	-	-	-	2
		Opch Veh Intox Resulting Death of an Animal (9-30-5-5)	-	-	-	1
		Robbery (35-42-5-1)	-	-	1	3
		Trafficking with an Inmate (35-44.1-3-5)	-	-	-	1
	Auto Theft, Receiving Stolen Parts (35-43-4-2.5)		-	1	-	10
	Battery (35-42-2-1)		6	31	32	227
	Burglary (35-43-2-1)		-	21	21	228
	Child Exploitation (35-42-4-4)		-	7	-	32
	Child Pornography (35-42-4-4(C))		-	-	1	4
	Child Possession of a Firearm (35-47-10-5)		-	1	-	8
	Child Seduction (35-42-4-7)		-	-	-	4
	Child Solicitation (35-42-4-6)		-	3	-	21
	Conspiracy (35-41-5-2)	Burglary (35-43-2-1)	-	-	-	1
		Fraud on Financial Institution (35-43-5-8)	-	-	-	1
		Providing Gun to Ineligible Pers (35-47-2.5-16)	-	-	-	1
		Trafficking with an Inmate (35-44.1-3-5)	-	-	-	1
	Contrib. to the Delinquency of a Minor(35-46-1-8)		-	-	1	-
	Controlled Substance Registration (35-48-4-14)		1	-	1	-
	Conversion (35-43-4-3)		-	-	1	2
	Corrupt Business Influence (35-45-6-2)		-	3	7	8
	Criminal Confinement (35-42-3-3)		-	5	-	49
	Criminal Recklessness (35-42-2-2)		-	1	1	29
	Dealing Cocaine or Narcotic Drug (35-48-4-1)		3	5	22	69
	Dealing Marijuana, Hash Oil, or Hashish (35-48-4-10)		-	3	-	11
	Dealing Methamphetamine (35-48-4-1.1)		6	10	33	146

Felony Level	Primary Offense	Secondary Offense	Sep-20		This Calendar Year	
			SEX		SEX	
			F	M	F	M
Level 5 Felony (Cont'd)	Dealing Sched I, II, or III Cntrl Sub (35-48-4-2)		2	-	9	4
	Dealing Sched IV Cntrl Sub (35-48-4-3)		-	-	-	1
	Dealing in Methamphetamine (35-48-4-1.1)		3	10	32	86
	Dealing/Poss. Look-Alike Subs (35-48-4-4.6)		-	-	2	6
	Disarm/Attempt to Disarm an Officer (35-44.1-3-2)		-	1	1	5
	Domestic Battery (35-42-2-1.3)		3	15	19	141
	Escape (35-44.1-3-4)		-	4	13	39
	Fail to Stop Acc Death (9-26-1-1.1)		-	-	3	5
	Failure to Register as a Sex Offender (11-8-8-17)		-	8	1	72
	Firearm w/in One Mile of School (35-47-2-1)		-	25	12	222
	Fraud on Financial Institution (35-43-5-8)		-	3	7	21
	Incest (35-46-1-3)		-	-	-	3
	Interference w/ Medical Services (35-45-21-5)		-	-	1	-
	Intimidation (35-45-2-1)		1	4	11	77
	Involuntary Manslaughter (35-42-1-4)		-	-	-	2
	Kidnapping (35-42-3-2)		-	-	-	7
	Neglect of a Dependent/Death (35-46-1-4)		2	3	20	11
	Non-Support of Dependent Child (35-46-1-5)		-	-	-	7
	Obliterating Handgun I.D. (35-47-2-18)		1	1	1	14
	Obstruction of Justice (35-44.1-2-2)		-	-	-	6
	Oper Veh Aft Life Susp (9-30-10-17)		-	12	9	113
	Operating Veh while Intoxicated (9-30-5-2)		-	-	2	6
	Operating Vehicle Intoxicated/Death (9-30-5-5)		-	-	2	3
	Operating Vehicle Intoxicated/Injury (9-30-5-4)		-	1	5	3
	Possession of Cocaine or Narcotic Drug 35-48-4-6		-	7	11	79
	Possession of Dangerous Device (35-44.1-3-7)		-	-	-	4
	Possession of Precursors (35-48-4-14.5)		-	1	-	1
	Possession of Syringes or Needles (16-42-19-18)		-	-	-	1
	Pred Job Near Child (35-42-7-10)		-	-	-	1
	Promoting Prostitution (35-45-4-4)		-	-	-	1
	Prov Gun to Inel Per (35-47-2.5-16)		-	-	-	1
	Reckless Driving in a Workzone w/ Workers (9-21-8-56)		-	-	-	1
	Reckless Homicide (35-42-1-5)		1	-	2	12
	Resisting Law Enforcement (35-44.1-3-1)		-	2	-	8
	Robbery (35-42-5-1)		-	6	10	90
	Sexual Misconduct with a Minor (35-42-4-9)		-	7	2	31
	Stalking (35-45-10-5)		-	3	-	24
	Strangulation (35-42-2-9)		-	1	-	4
	Theft, Receiving Stolen Property (35-43-4-2)		2	4	4	36
	Trafficking with an Inmate (35-44.1-3-5)		3	-	9	11
	Vicarious Sexual Gratification (35-42-4-5)		-	1	-	1
Level 5 Felony Total			35	210	316	2027

Felony Level	Primary Offense	Secondary Offense	Oct-20		This Calendar Year	
			SEX		SEX	
			F	M	F	M
Level 6 Felony	Aiding in Manufacture of Sch II Cont Subst (35-48-4-2)		-	-	1	2
	Arson (35-43-1-1)		-	-	-	2
	Assisting a Criminal (35-44.1-2-5)		-	-	-	1
	Attempt to Commit a Felony (35-41-5-1)	Auto Theft, Receiving Stolen Parts (35-43-4-2.5)	-	-	-	1
		Check Fraud (35-43-5-12)	-	-	-	1
		Committing Mischief (35-43-1-2)	-	-	1	-
		Insurance Fraud (35-43-5-4.5)	-	-	1	-
		Strangulation (35-42-2-9)	-	-	-	1
		Theft, Receiving Stolen Property (35-43-4-2)	-	-	1	-
	Auto Theft, Receiving Stolen Parts (35-43-4-2.5)		3	5	10	30
	Battery 35-42-2-1		2	3	9	54
	Check Deception (35-43-5-5)		-	-	-	1
	Check Fraud (35-43-5-12)		-	-	1	7
	Child Exploitation (35-42-4-4)		-	1	1	3
	Child Seduction (35-42-4-7)		-	-	-	2
	Conspiracy (35-41-5-2)	Auto Theft, Receiving Stolen Parts (35-43-4-2.5)	-	-	-	2
		Theft, Receiving Stolen Property (35-43-4-2)	-	-	-	1
	Controlled Substance Registration (35-48-4-14)		-	-	-	1
	Conversion (35-43-4-3)		-	-	-	1
	Criminal Confinement (35-42-3-3)		-	-	-	19
	Criminal Confinement (35-42-3-3)		-	3	4	83
	Criminal Gang Activity (35-45-9-3)		-	-	-	1
	Criminal Mischief (35-43-1-2)		-	-	-	1
	Criminal Recklessness (35-42-2-2)		1	3	7	22
	Criminal Trespass (35-43-2-2)		-	-	-	2
	Cruelty to Animals (35-46-3-12)		-	-	1	1
	Dealing Fake Controlled Substances (35-48-4-4.6)		-	-	-	1
	Dealing Marijuana, Hash Oil, or Hashish (35-48-4-10)		-	1	3	11
	Dealing Sched IV Cntrl Sub (35-48-4-3)		-	-	-	2
	Dealing Subs. Represent as Cntrl Subst. (35-48-4-4.5)		-	-	2	2
	Dealing/Poss. Look-Alike Subs (35-48-4-10.5)		-	-	1	1
	Dealing/Poss. Look-Alike Subs (35-48-4-11.5)		-	-	-	4
	Dissemination of Matter Harmful to Minor (35-49-3-3)		-	2	-	6
	Escape 35-44.1-3-4		2	4	37	128
	Fail to Reg Sex Off (11-8-8-17)		-	2	2	9
	Failure to Appear (35-44.1-2-9)		-	-	3	9
	False Reporting(35-44.1-2-3)		-	-	-	2
	Forgery, Counterfeiting, Application Fraud (35-43-5-2)		1	-	8	22
	Habitual Offender (35-50-2-8)		-	-	-	1
	Identity Deception (35-43-5-3.5)		-	1	5	6
	Impersonation of a Public Servant (35-44-2-3)		-	-	-	1
	Insurance Fraud (35-43-5-4.5)		4	-	9	9
	Intent to make a false statement (35-47-2.5-12)		-	-	-	1
	Intimidation (35-45-2-1)		1	2	5	38
	Invasion of Privacy (35-46-1-15.1)		-	6	2	38
	Leaving the Scene of an Accident(9-26-1-1.1)		-	-	1	2
	Maintain Common Nuisance (35-45-2-1(c))		-	1	12	25



Level 6 Felony (Cont'd)					
Maintaining Common Nuisance (35-48-4-13)		-	-	1	4
Moving Body from Scene of Death (36-2-14-17)		-	-	-	1
Neglect of a Dependent/Death (35-46-1-4)		-	-	15	20
Non-Support of Dependent Child (35-46-1-5)		-	1	-	11
Obstruction of Justice (35-44.1-2-2)		2	6	4	18
Official Misconduct (35-44.1-1-1)		-	-	-	1
Oper Vehicle-Intox-Prev Conv (9-30-5-3)		-	2	2	19
Operating Vehicle Intoxicated-Contrlld Sub (9-30-5-1)		-	4	1	12
	Habitual Offender Controlled Substance (35-50-2-10)	-	1	-	2
Operating Vehicle Intoxicated-Endanger (9-30-5-2)		-	5	6	35
	Habitual Offender Controlled Substance (35-50-2-10)	-	-	-	2
Operating Vehicle Intoxicated/Injury (9-30-5-4)		-	-	1	4
Operating Vehicle-Habitual Violation (9-30-10-16)		-	5	1	27
Pointing a Firearm (35-47-4-3)		-	1	-	12
Poss Precursors (35-48-4-14.5)		-	-	-	1
Possession Sched IV Contrld Sub w/in 1,000 ft (35-48-4-7)		-	1	1	11
Possession of Child Pornography (35-42-4-4(C))		-	-	-	5
Possession of Cocaine or Narcotic Drug (35-48-4-6)		3	9	27	92
Possession of Marijuana (35-48-4-11)		-	1	1	3
Possession of Meth (35-48-4-6.1)		-	-	1	-
Possession of Meth(35-48-4-6.1)		5	28	80	247
Possession of Syringes or Needles (16-42-19-18)		4	14	44	114
Possession or Use of Legend Drug (16-42-19-13)		1	-	11	8
Public Intoxication (7-15-1-3)		-	1	-	1
Residential Entry (35-43-2-1.5)		-	1	5	29
Resisting Law Enfore (35-44.1-3-1)		2	23	15	155
Sale of Legend Drug (35-42-19-11)		-	-	-	1
Sexual Conduct in Presence of a Minor (35-42-4-5c)		-	-	3	-
Sexual Misconduct with a Minor (35-42-4-9)		-	-	-	1
Stalking (35-45-10-5)		-	-	-	2
Strangulation (35-42-2-9)		-	5	-	45
Synthetic ID Deception (35-43-5-3.8)		-	1	3	6
Theft, Receiving Stolen Property (35-43-4-2)		11	12	63	224
Unlawful Use of Body Armor (35-47-5-13)		-	-	-	1
Visiting Common Nuisance (35-45-1-5(B))		-	1	-	1
Voyeurism (35-45-4-5)		-	-	-	3
Welfare Fraud (35-43-5-7)		-	-	1	-
<b>Level 6 Felony Total</b>		<b>42</b>	<b>159</b>	<b>413</b>	<b>1691</b>

		Oct-20		This Calendar Year		
		SEX		SEX		
Felony Level	Primary Offense	Secondary Offense	F	M	F	M
Murder	Murder (35-42-1-1)		-	2	5	51
<b>Murder Total</b>			<b>0</b>	<b>2</b>	<b>5</b>	<b>51</b>

		Oct-20		This Calendar Year		
		SEX		SEX		
Felony Level	Primary Offense	Secondary Offense	F	M	F	M
Habitual Offender	HO01		-	-	-	1
	Habitual Offender (35-50-2-8)		1	1	5	37
	Habitual Offender Controlled Substance (35-50-2-10)		-	-	1	3
	Repeat Sexual Offender Enhancement 35-50-2-14		-	-	-	1
<b>Habitual Offender Total</b>			<b>1</b>	<b>1</b>	<b>6</b>	<b>42</b>

		Oct-20		This Calendar Year	
		SEX		SEX	
		F	M	F	M
<b>Grand Total</b>		<b>124</b>	<b>615</b>	<b>1142</b>	<b>6222</b>

Note: Offense data may not be available for all offenders at the time this table was prepared.  
Only new commitments and probation violations are reported on this table.  
Parole and Community Transition Program violators are excluded on this table.  
Source: SAS - all.citations\_mso.pgm

Indiana Department of Correction  
Table 12  
Number of New Admissions by Most Serious Offense  
Committed to the Indiana Department of Correction

October 2020

Felony Level	Primary Offense	Secondary Offense	Oct-20		This Calendar Year	
			SEX		SEX	
			F	M	F	M
Level A Felony	Arson (35-43-1-1)		-	-	-	1
	Burglary (35-43-2-1)		-	-	-	3
	Child Molesting (35-42-4-3)		-	-	-	7
	Criminal Deviate Conduct (35-42-4-2)		-	1	-	1
	Dealing Cocaine or Narcotic Drug (35-48-4-1)		-	1	5	14
	Dealing Methamphetamine (35-48-4-1.1)		-	-	2	2
	Dealing Sched I, II, or III Contrlld Sub (35-48-4-2)		-	-	-	1
	Rape (35-42-4-1)		-	-	-	1
	Robbery (35-42-5-1)		-	-	-	4
<b>Level A Felony</b>			<b>0</b>	<b>2</b>	<b>7</b>	<b>34</b>

Felony Level	Primary Offense	Secondary Offense	Oct-20		This Calendar Year		
			SEX		SEX		
			F	M	F	M	
Level B Felony	Aggravated Battery (35-42-2-1.5)		-	-	-	6	
	Arson (35-43-1-1)		-	-	-	1	
	Battery (35-42-2-1)		-	-	-	2	
	Burglary (35-43-2-1)		-	1	2	43	
	Carjacking (35-42-5-2)		-	-	-	1	
	Child Molesting (35-42-4-3)		-	1	-	3	
	Criminal Confinement (35-42-3-3)		-	-	-	1	
	Dealing Cocaine or Narcotic Drug (35-48-4-1)		-	1	4	28	
	Dealing Methamphetamine (35-48-4-1.1)		1	2	10	27	
	Dealing Sched I, II, or III Contrlld Sub (35-48-4-2)		-	-	5	6	
	Felon in Possession of a Firearm (35-47-4-5)		-	1	-	9	
	Neglect of a Dependent (35-46-1-4)		-	-	3	-	
	Possession Methamphetamine (35-48-4-6.1)		-	-	-	3	
	Possession of Cocaine or Narcotic Drug (35-48-4-6)		-	-	-	2	
	Rape (35-42-4-1)		-	-	-	1	
	Robbery (35-42-5-1)		-	-	-	21	
	Sexual Misconduct with a Minor (35-42-4-9)		-	-	1	4	
	<b>Level B Felony Total</b>			<b>1</b>	<b>6</b>	<b>25</b>	<b>158</b>

Felony Level	Primary Offense	Secondary Offense	Oct-20		This Calendar Year	
			SEX		SEX	
			F	M	F	M
Level C Felony	Assisting a Criminal (35-44-3-2)		-	-	-	1
	Auto Theft, Receiving Stolen Parts (35-43-4-2.5)		-	-	-	1
	Battery (35-42-2-1)		-	-	-	5
	Burglary (35-43-2-1)		-	1	2	10
	Check Fraud (35-43-5-12)		-	-	1	-
	Child Molesting (35-42-4-3)		-	-	1	4
	Contribute to Delinquency (35-46-1-8)		-	-	-	1
	Controlled Substance Registration (35-48-4-14)		-	-	1	-
	Corrupt Business Influence (35-45-6-2)		-	1	-	2
	Criminal Confinement (35-42-3-3)		-	-	-	1
	Criminal Recklessness (35-42-2-2)		-	1	-	1
	Felon in Possession of a Firearm (35-47-4-5)		-	-	-	1
	Firearm w/in One Mile of School (35-47-2-1)		-	-	-	2
	Forgery (35-43-5-2)		-	-	4	3
	Fraud on Financial Institution (35-43-5-8)		1	-	2	-
	Intimidation (35-45-2-1)		-	-	-	1
	Non-Support of Dependent Child (35-46-1-5)		-	2	-	14
	Operating Vehicle Intoxicated/Death (9-30-5-5)		-	-	-	1
	Operating Vehicle w/Lifetime Suspension (9-30-10-17)		-	-	-	5
	Possession Methamphetamine (35-48-4-6.1)		-	-	-	2
	Possession of Cocaine or Narcotic Drug (35-48-4-6)		-	-	-	2
	Reckless Homicide (35-42-1-5)		-	-	-	1
	Robbery (35-42-5-1)		-	-	1	6
	Sexual Misconduct with a Minor (35-42-4-9)		-	-	-	2
	Welfare Fraud (35-43-5-7)		-	-	1	-
	<b>Level C Felony Total</b>			<b>1</b>	<b>5</b>	<b>13</b>

Felony Level	Primary Offense	Secondary Offense	Oct-20		This Calendar Year	
			SEX		SEX	
			F	M	F	M
Level D Felony	Auto Theft, Receiving Stolen Parts (35-43-4-2.5)		-	-	-	2
	Criminal Confinement (35-42-3-3)		-	-	-	1
	Criminal Recklessness (35-42-2-2)		-	-	-	1
	Dealing Marijuana, Hash Oil, or Hashish (35-48-4-10)		-	-	-	1
	Domestic Battery (35-42-2-1.3)		-	1	-	2
	Driving While Suspended/Oper Veh HTV (9-30-10-16)		-	-	-	1
	Failure to Return to Lawful Detention (35-44-3-5)		-	-	-	2
	Neglect of a Dependent (35-46-1-4)		-	-	-	1
	Non-Support of a Child (35-46-1-5)		-	1	-	9
	Operating Vehicle Intox-Prior (9-30-5-3)		-	-	1	3
	Operating Vehicle Intoxicated-Contrlld Sub (9-30-5-1)		-	-	-	1
	Operating Vehicle Intoxicated-Endanger (9-30-5-2)		-	-	-	2
	Poss. of Marijuana, Hash Oil, or Hashish (35-48-4-11)		-	-	-	1
	Possession - Syringe/Needle (16-42-19-18)		-	-	-	1
	Possession of Cocaine or Narcotic Drug (35-48-4-6)		-	-	1	1



Felony Level	Primary Offense	Secondary Offense	Oct-20		This Calendar Year	
			SEX		SEX	
			F	M	F	M
Level D Felony (cont'd)	Possession of Controlled Substance (35-48-4-7)		-	-	1	1
	Possession of Meth(35-48-4-6.1)		-	-	-	1
	Residential Entry (35-43-2-1.5)		-	-	-	1
	Sexual Battery (35-42-4-8)		-	-	-	1
	Theft, Receiving Stolen Property (35-43-4-2)		-	-	3	4
<b>Level D Felony Total</b>			<b>0</b>	<b>2</b>	<b>6</b>	<b>37</b>

Felony Level	Primary Offense	Secondary Offense	Oct-20		This Calendar Year	
			SEX		SEX	
			F	M	F	M
Level 1 Felony	Aggravated Battery (35-42-2-1.5)		-	1	2	2
	Aiding, Inducing or Causing an Offense (35-41-2-4)	Murder (35-42-1-1)	1	-	1	-
	Attempted Murder (35-42-1-1(1))		-	-	-	2
	Attempt to Commit a Felony (35-41-5-1)	Murder (35-42-1-1)	-	-	1	8
	Burglary (35-43-2-1)		-	1	-	5
	Child Molesting (35-42-4-3)		-	7	1	38
	Conspiracy (35-41-5-2)	Child Molesting (35-42-4-3)	-	-	1	-
		Murder (35-42-1-1)	-	1	-	1
	Criminal Gang Enhancement (35-50-2-15)		-	-	-	1
	Firearm Enhancement (35-50-2-11)		-	-	-	1
	Neglect of a Dependent/Death (35-46-1-4)		-	-	8	3
	Rape (35-42-4-1)		-	1	-	4
<b>Level 1 Felony Total</b>			<b>1</b>	<b>11</b>	<b>14</b>	<b>65</b>

Felony Level	Primary Offense	Secondary Offense	Oct-20		This Calendar Year	
			SEX		SEX	
			F	M	F	M
Level 2 Felony	Aiding, Inducing or Causing an Offense (35-41-2-4)	Dealing Methamphetamine (35-48-4-1.1)	-	-	-	1
	Burglary (35-43-2-1)		-	-	1	13
	Conspiracy (35-41-5-2)	Burglary (35-43-2-1)	-	-	-	1
		Dealing Methamphetamine (35-48-4-1.1)	-	1	1	2

Felony Level	Primary Offense	Secondary Offense	Oct-20		This Calendar Year	
			SEX		SEX	
			F	M	F	M
Level 2 Felony (cont'd)		Robbery (35-42-5-1)	-	-	-	1
	Criminal Confinement (35-42-3-3)		-	-	-	3
	Dealing Cocaine or Narcotic Drug (35-48-4-1)		-	5	5	46
	Dealing Methamphetamine (35-48-4-1.1)		11	12	39	149
	Dealing Sched I, II, or III Cntrlrd Sub (35-48-4-2)		-	3	1	4
	Kidnapping (35-42-3-2)		-	-	-	1
	Manufacturing Methamphetamine (35-42-4-5)		-	-	-	1
	Robbery (35-42-5-1)		-	1	1	4
	Voluntary Manslaughter (35-42-1-3)		-	1	1	8
	<b>Level 2 Felony Total</b>			<b>11</b>	<b>23</b>	<b>49</b>

Felony Level	Primary Offense	Secondary Offense	Oct-20		This Calendar Year		
			SEX		SEX		
			F	M	F	M	
Level 3 Felony	Accident/Failure to Stop-Serious Inj/Death (9-26-1-1.1)		-	1	2	2	
	Aggravated Battery (35-42-2-1.5)		1	8	2	44	
	Aiding, Inducing or Causing an Offense (35-41-2-4)	Child Molesting (35-42-4-3)	-	-	1	-	
		Dealing Methamphetamine (35-48-4-1.1)	-	-	2	-	
		Robbery (35-42-5-1)	-	-	-	1	
	Arson (35-43-1-1)		-	-	-	1	
	Attempt to Commit a Felony (35-41-5-1)	Rape (35-42-4-1)	-	-	-	2	
		Robbery (35-42-5-1)	-	-	1	3	
	Battery (35-42-2-1)		-	-	1	2	
	Burglary (35-43-2-1)		-	-	-	10	
	Child Molesting (35-42-4-3)		1	4	1	24	
	Conspiracy (35-41-5-2)	Aggravated Battery (35-42-2-1.5)	-	-	1	-	
		Dealing Cocaine or Narcotic Drug (35-48-4-1)	-	-	1	-	
	Criminal Confinement (35-42-3-3)		-	-	5	19	
	Dealing Cocaine or Narcotic Drug (35-48-4-1)		-	3	7	40	
	Dealing Methamphetamine (35-48-4-1.1)		6	8	26	79	
	Dealing Sched I, II, or III Cntrlrd Sub (35-48-4-2)		-	1	4	9	
	Dealing Sched IV Cntrlrd Sub (35-48-4-3)		-	1	-	1	
	Kidnapping (35-42-3-2)		-	-	1	4	
	Neglect of a Dependent/Death (35-46-1-4)		-	-	4	7	
	Possession of Cocaine or Narcotic Drug (35-48-4-6)		-	1	2	12	
	Possession of Meth (35-48-4-6.1)		-	5	8	38	
	Promotion of Child Sex. Trafficking (3542-3.5-1.2)		-	-	1	-	
	Rape (35-42-4-1)		-	1	-	15	
	Resisting Law Enforcement (35-44-1-3-1)		-	-	-	1	
	Robbery (35-42-5-1)		2	19	16	175	
	<b>Level 3 Felony Total</b>			<b>10</b>	<b>52</b>	<b>86</b>	<b>489</b>

Felony Level	Primary Offense	Secondary Offense	Oct-20		This Calendar Year			
			SEX		SEX			
			F	M	F	M		
Level 4 Felony	Aiding, Inducing or Causing an Offense (35-41-2-4)	Burglary (35-43-2-1)	-	-	1	1		
		Dealing Methamphetamine (35-48-4-1.1)	-	-	1	1		
		Arson (35-43-1-1)	1	2	4	16		
		Attempt to Commit a Felony (35-41-5-1)	Burglary (35-43-2-1)	-	-	-	2	
			Escape (35-44.1-3-4)	-	-	-	1	
			Robbery (35-42-5-1)	-	-	-	1	
		Burglary (35-43-2-1)	Sexual Misconduct with a Minor (35-42-4-9)	-	-	-	1	
			Burglary (35-43-2-1)	8	19	40	155	
			Child Exploitation (35-42-4-4)	-	1	-	5	
			Child Molesting (35-42-4-3)	-	8	1	79	
			Child Solicitation (35-42-4-6)	-	2	-	12	
			Conspiracy (35-41-5-2)	-	-	1	-	
			Criminal Confinement (35-42-3-3)	Arson (35-43-1-1)	-	-	1	-
				Dealing Methamphetamine (35-48-4-1.1)	-	-	-	1
			Dealing Cocaine or Narcotic Drug (35-48-4-1)	-	2	-	4	
			Dealing Methamphetamine (35-48-4-1.1)	-	7	9	45	
			Dealing Sched 5 Substance (35-48-4-4)	4	8	50	112	
			Dealing Sched I, II, or III Contrid Sub (35-48-4-2)	-	-	-	3	
		Dealing Sched IV Controlled Substance (35-48-4-3)	-	-	-	2		
		Escape 35-44.1-3-4	-	-	-	2		
		Felon in Possession of a Firearm (35-47-4-5)	-	19	-	153		
		Incest (35-46-1-3)	-	-	-	1		
		Kidnapping(35-42-3-2)	-	-	-	1		
		Manufacturing Meth (35-48-4-1.2)	-	-	1	6		
		Operating Vehicle Intoxicated/Death (9-30-5-5)	-	1	1	10		
		Possession of Cocaine or Narcotic Drug (35-48-4-6)	-	2	1	12		
		Possession of Dangerous Device (35-44.1-3-7)	-	1	-	2		
		Possession of Meth (35-48-4-6.1)	4	7	26	71		
		Promoting Prostitution, under 18 (35-45-4-4)	-	-	1	-		
		Sexual Misconduct with a Minor (35-42-4-9)	1	4	2	29		
Stalking (35-45-10-5)	-	-	-	2				
<b>Level 4 Felony Total</b>			<b>18</b>	<b>83</b>	<b>142</b>	<b>733</b>		

Felony Level	Primary Offense	Secondary Offense	Oct-20		This Calendar Year			
			SEX		SEX			
			F	M	F	M		
Level 5 Felony	Aiding, Inducing or Causing an Offense (35-41-2-4)	Dealing Cocaine or Narcotic Drug (35-48-4-1)	-	-	1	-		
		Dealing in Methamphetamine (35-48-4-1.1)	-	-	1	-		
		Fraud on Financial Institution (35-43-5-8)	-	-	-	1		
		Assisting a Criminal (35-44.1-2-5)	Robbery (35-42-5-1)	-	-	-	1	
			Att. to Commit a Crime by Committing (35-41-5-1)	1	-	2	3	
			Battery (35-42-2-1)	-	-	1	-	
		Attempt to Commit a Felony (35-41-5-1)	Burglary (35-43-2-1)	-	-	-	1	
			Dealing in Methamphetamine (35-48-4-1.1)	-	-	-	1	
			Escape (35-44.1-3-4)	-	-	-	2	
			Robbery (35-42-5-1)	-	-	1	2	
			Trafficking with an Inmate (35-44.1-3-5)	-	-	-	1	
			Auto Theft, Receiving Stolen Parts (35-43-4-2.5)	Auto Theft, Receiving Stolen Parts (35-43-4-2.5)	-	1	-	9
				Battery (35-42-2-1)	4	21	23	165
				Burglary (35-43-2-1)	-	15	20	171
				Child Exploitation (35-42-4-4)	-	1	-	16
				Child Pornography (35-42-4-4(C))	-	-	-	1
				Child Possession of a Firearm (35-47-10-5)	-	1	-	7
				Child Seduction (35-42-4-7)	-	-	-	1
		Child Solicitation (35-42-4-6)		-	2	-	17	
		Conspiracy (35-41-5-2)		-	-	-	1	
		Contrib. to the Delinquency of a Minor(35-46-1-8)		Fraud on Financial Institution (35-43-5-8)	-	-	-	1
				Providing Gun to Inelig Pers (35-47-2.5-16)	-	-	-	1
				Trafficking with an Inmate (35-44.1-3-5)	-	-	-	1
		Controlled Substance Registration (35-48-4-14)	1	-	1	-		
		Conversion (35-43-4-3)	-	-	-	2		
		Corrupt Business Influence (35-45-6-2)	-	2	6	4		
		Criminal Confinement (35-42-3-3)	-	4	-	41		



Felony Level	Primary Offense	Secondary Offense	Oct-20		This Calendar Year	
			SEX		SEX	
			F	M	F	M
Level 5 Felony (Cont'd)	Criminal Recklessness (35-42-2-2)		-	-	1	19
	Dealing Cocaine or Narcotic Drug (35-48-4-1)		2	2	13	49
	Dealing Marijuana, Hash Oil, or Hashish (35-48-4-10)		-	3	-	8
	Dealing Methamphetamine (35-48-4-1.1)		6	9	29	117
	Dealing Sched I, II, or III Contrld Sub (35-48-4-2)		2	-	7	4
	Dealing in Methamphetamine (35-48-4-1.1)		3	6	26	72
	Dealing/Poss. Look-Alike Subs (35-48-4-4.6)		-	-	2	5
	Disarm/Attempt to Disarm an Officer (35-44.1-3-2)		-	1	1	4
	Domestic Battery (35-42-2-1.3)		3	15	18	133
	Escape (35-44.1-3-4)		-	4	8	30
	Fail to Stop Acc Death (9-26-1-1.1)		-	-	2	2
	Failure to Register as a Sex Offender (11-8-8-17)		-	7	1	64
	Firearm w/in One Mile of School (35-47-2-1)		-	19	11	174
	Fraud on Financial Institution (35-43-5-8)		-	3	6	17
	Incest (35-46-1-3)		-	-	-	2
	Interference w/ Medical Services (35-45-21-5)		-	-	1	-
	Intimidation (35-45-2-1)		-	3	9	42
	Involuntary Manslaughter (35-42-1-4)		-	-	-	2
	Kidnapping (35-42-3-2)		-	-	-	4
	Neglect of a Dependent/Death (35-46-1-4)		-	2	12	5
	Non-Support of Dependent Child (35-46-1-5)		-	-	-	6
	Obliterating Handgun I.D. (35-47-2-18)		-	1	-	12
	Obstruction of Justice (35-44.1-2-2)		-	-	-	4
	Oper Veh Aft Life Susp (9-30-10-17)		-	11	9	92
	Operating Veh while Intoxicated (9-30-5-2)		-	-	2	5
	Operating Vehicle Intoxicated/Death (9-30-5-5)		-	-	2	2
	Operating Vehicle Intoxicated/Injury (9-30-5-4)		-	-	4	2
	Possession of Cocaine or Narcotic Drug 35-48-4-6		-	3	7	51
	Possession of Dangerous Device (35-44.1-3-7)		-	-	-	3
	Possession of Precursors (35-48-4-14.5)		-	1	-	1
	Pred Job Near Child (35-42-7-10)		-	-	-	1
	Promoting Prostitution (35-45-4-4)		-	-	-	1
	Reckless Driving in a Workzone w/ Workers (9-21-8-56)		-	-	-	1
	Reckless Homicide (35-42-1-5)		1	-	2	6
	Resisting Law Enforcement (35-44.1-3-1)		-	1	-	5
	Robbery (35-42-5-1)		-	4	10	66
	Sexual Misconduct with a Minor (35-42-4-9)		-	6	2	23
	Stalking (35-45-10-5)		-	2	-	17
	Strangulation (35-42-2-9)		-	1	-	2
	Theft, Receiving Stolen Property (35-43-4-2)		2	4	4	30
	Trafficking with an Inmate (35-44.1-3-5)		2	-	6	10
Level 5 Felony Total			27	155	253	1542

Felony Level	Primary Offense	Secondary Offense	Oct-20		This Calendar Year	
			SEX		SEX	
			F	M	F	M
Level 6 Felony	Aiding in Manufacture of Sch II Cont Subst (35-48-4-2)		-	-	-	1
	Assisting a Criminal (35-44.1-2-5)		-	-	-	1
	Attempt to Commit a Felony (35-41-5-1)	Committing Mischief (35-43-1-2)	-	-	1	-
		Theft, Receiving Stolen Property (35-43-4-2)	-	-	1	-
	Auto Theft, Receiving Stolen Parts (35-43-4-2.5)		-	2	3	6
	Battery 35-42-2-1		-	1	1	19
	Check Fraud (35-43-5-12)		-	-	-	2
	Controlled Substance Registration (35-48-4-14)		-	-	-	1
	Criminal Confinement (35-42-3-3)		-	-	-	3
	Criminal Confinement (35-42-3-3)		-	-	-	21
	Criminal Recklessness (35-42-2-2)		-	-	1	6
	Criminal Trespass (35-43-2-2)		-	-	-	1
	Dealing Fake Controlled Substances (35-48-4-4.6)		-	-	-	1
	Dealing Marijuana, Hash Oil, or Hashish (35-48-4-10)		-	-	-	1
	Dealing Subs. Represent as Contrld Subs. (35-48-4-4.5)		-	-	-	1
	Dealing/Poss. Look-Alike Subs (35-48-4-11.5)		-	-	-	2
	Escape 35-44.1-3-4		1	2	15	35
	Fail to Reg Sex Off (11-8-8-17)		-	1	-	4
	Failure to Appear (35-44.1-2-9)		-	-	1	-
	False Reporting(35-44.1-2-3)		-	-	-	1
	Forgery, Counterfeiting, Application Fraud (35-43-5-2)		1	-	3	5
	Identity Deception (35-43-5-3.5)		-	1	1	5
	Insurance Fraud (35-43-5-4.5)		1	-	5	2
	Intimidation (35-45-2-1)		-	-	1	10
	Invasion of Privacy (35-46-1-15.1)		-	1	-	8
	Leaving the Scene of an Accident(9-26-1-1.1)		-	-	-	1
	Maintain Common Nuisance (35-45-2-1(e))		-	-	3	3
	Maintaining Common Nuisance (35-48-4-13)		-	-	-	1
	Neglect of a Dependent/Death (35-46-1-4)		-	-	1	5
	Non-Support of Dependent Child (35-46-1-5)		-	1	-	3
	Obstruction of Justice (35-44.1-2-2)		-	1	1	2
	Official Misconduct (35-44.1-1-1)		-	-	-	1
	Oper Vehicle-Intox-Prev Conv (9-30-5-3)		-	-	2	8
	Operating Vehicle Intoxicated-Contrld Sub (9-30-5-1)		-	2	1	6
		Habitual Offender Controlled Substance (35-50-2-10)	-	1	-	2
	Operating Vehicle Intoxicated-Endanger (9-30-5-2)		-	4	3	16
		Habitual Offender Controlled Substance (35-50-2-10)	-	-	-	2
	Operating Vehicle-Habitual Violation (9-30-10-16)		-	3	-	10
	Possession of Cocaine or Narcotic Drug (35-48-4-6)		2	2	12	24
	Possession of Meth (35-48-4-6.1)		-	-	1	-
	Possession of Meth(35-48-4-6.1)		2	9	33	104
	Possession of Syringes or Needles (16-42-19-18)		-	2	6	19
	Possession or Use of Legend Drug (16-42-19-13)		-	-	-	2
	Residential Entry (35-43-2-1.5)		-	-	3	10
	Resisting Law Enforc (35-44.1-3-1)		-	3	2	27
	Sexual Battery (35-42-4-8)		-	-	-	3



Felony Level	Primary Offense	Secondary Offense	Oct-20		This Calendar Year	
			SEX		SEX	
			F	M	F	M
Level 6 Felony (Cont'd)	Stalking (35-45-10-5)		-	-	-	1
	Strangulation (35-42-2-9)		-	2	-	9
	Synthetic ID Deception (35-43-5-3.8)		-	1	2	1
	Theft, Receiving Stolen Property (35-43-4-2)		2	5	21	67
	Unlawful Use of Body Armor (35-47-5-13)		-	-	-	1
	Welfare Fraud (35-43-5-7)		-	-	1	-
Level 6 Felony Total			9	44	125	464

Felony Level	Primary Offense	Secondary Offense	Oct-20		This Calendar Year	
			SEX		SEX	
			F	M	F	M
HO	Habitual Offender (35-50-2-8)		-	-	-	1
HO Total			0	0	0	1

Felony Level	Primary Offense	Secondary Offense	Oct-20		This Calendar Year	
			SEX		SEX	
			F	M	F	M
Murder	Murder (35-42-1-1)		-	2	5	48
Murder Total			0	2	5	48

Grand Total	Oct-20		This Calendar Year	
	SEX		SEX	
	F	M	F	M
Grand Total	78	385	725	3871

Note: Offense data may not be available for all offenders at the time this table was prepared.  
Only new commitments and probation violations are reported on this table.  
Parole and Community Transition Program violators are excluded on this table.  
Source: SAS - all.citations\_mso.pgm

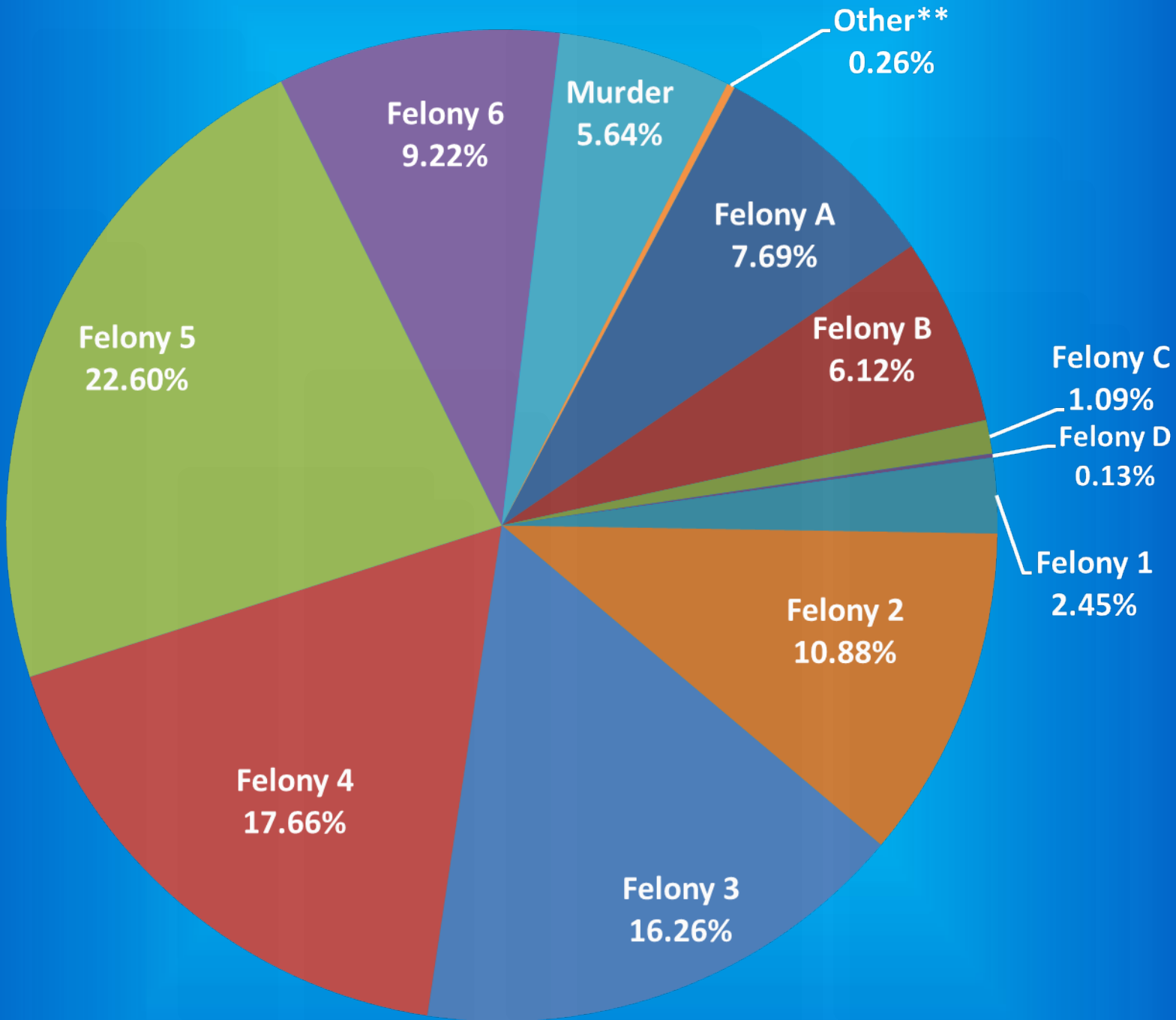
# Indiana Department of Correction

Graph A

Female Population by Most Serious Offense Felony Level\*

November 01, 2020

N = 2,374



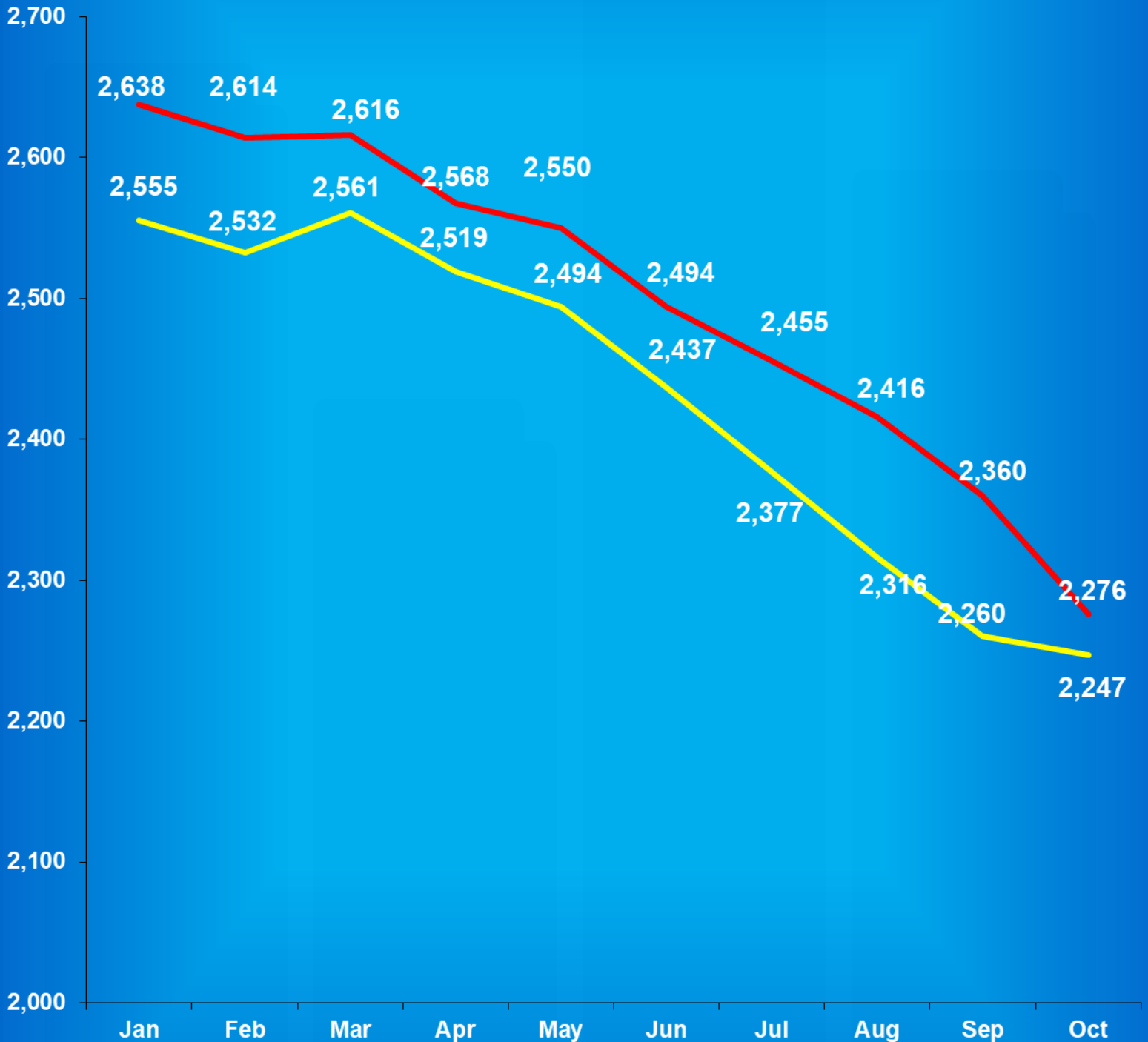
• Includes Offenders Held in County Jails and Contracted Beds

\*\* Other includes Safekeepers, Predispositions, Habitual Offenders, Misdemeanants, and Unknowns

# Indiana Department of Correction

## Graph B

### Average Daily Adult Female Offender Populations Calendar Year 2020



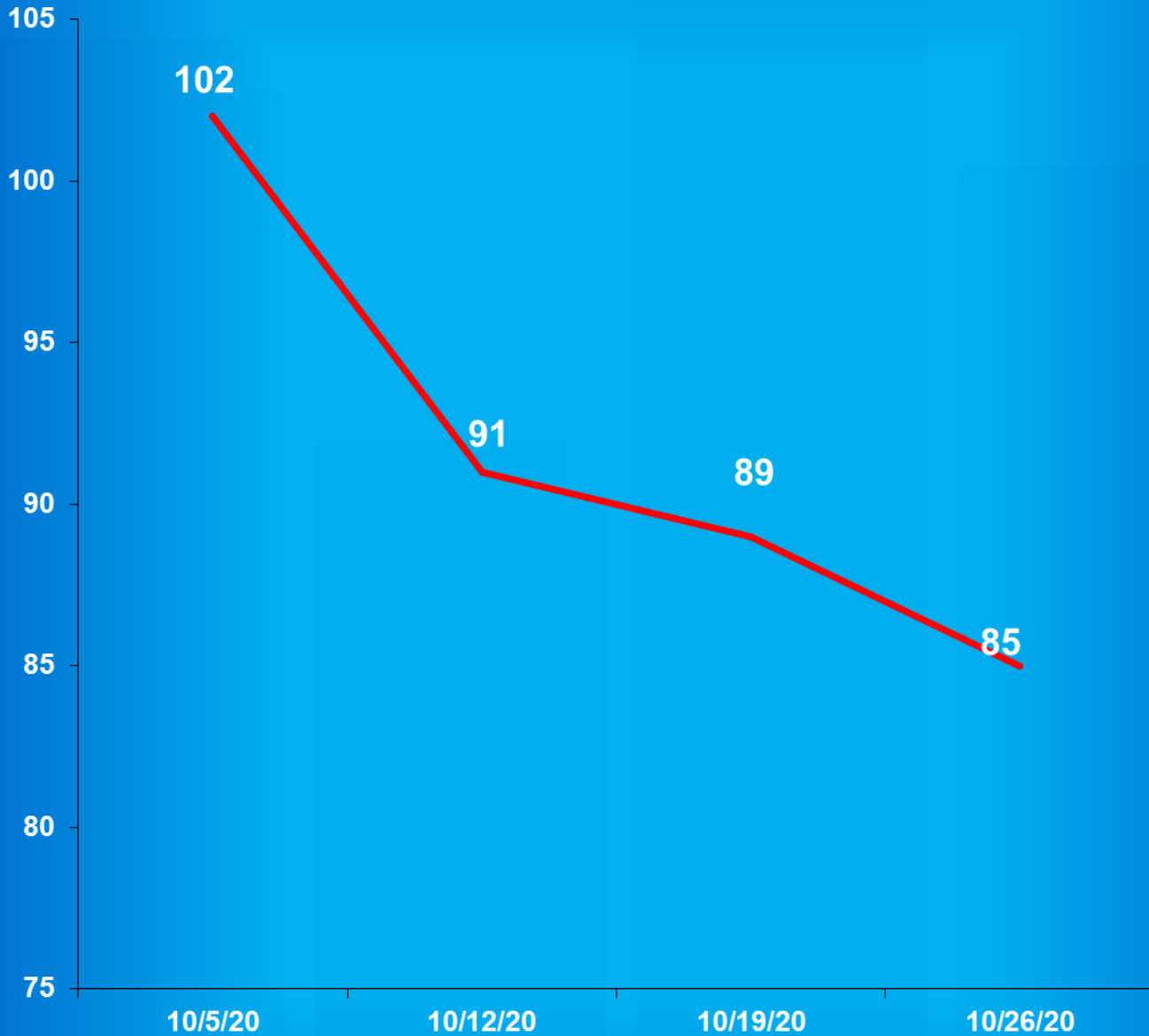
— Includes County Jail/Contract Beds    — Excludes County Jail/Contract Beds

# Indiana Department of Correction

## Graph C

### Adult Females Held in County Jails

October 2020



- Offenders held in county jails are newly sentenced offenders with completed court documents who are awaiting transfer to a DOC facility.

- Jail counts are a dynamic number that are affected by a variety of factors, including; sentencing trends, available DOC beds, and intake process completion.

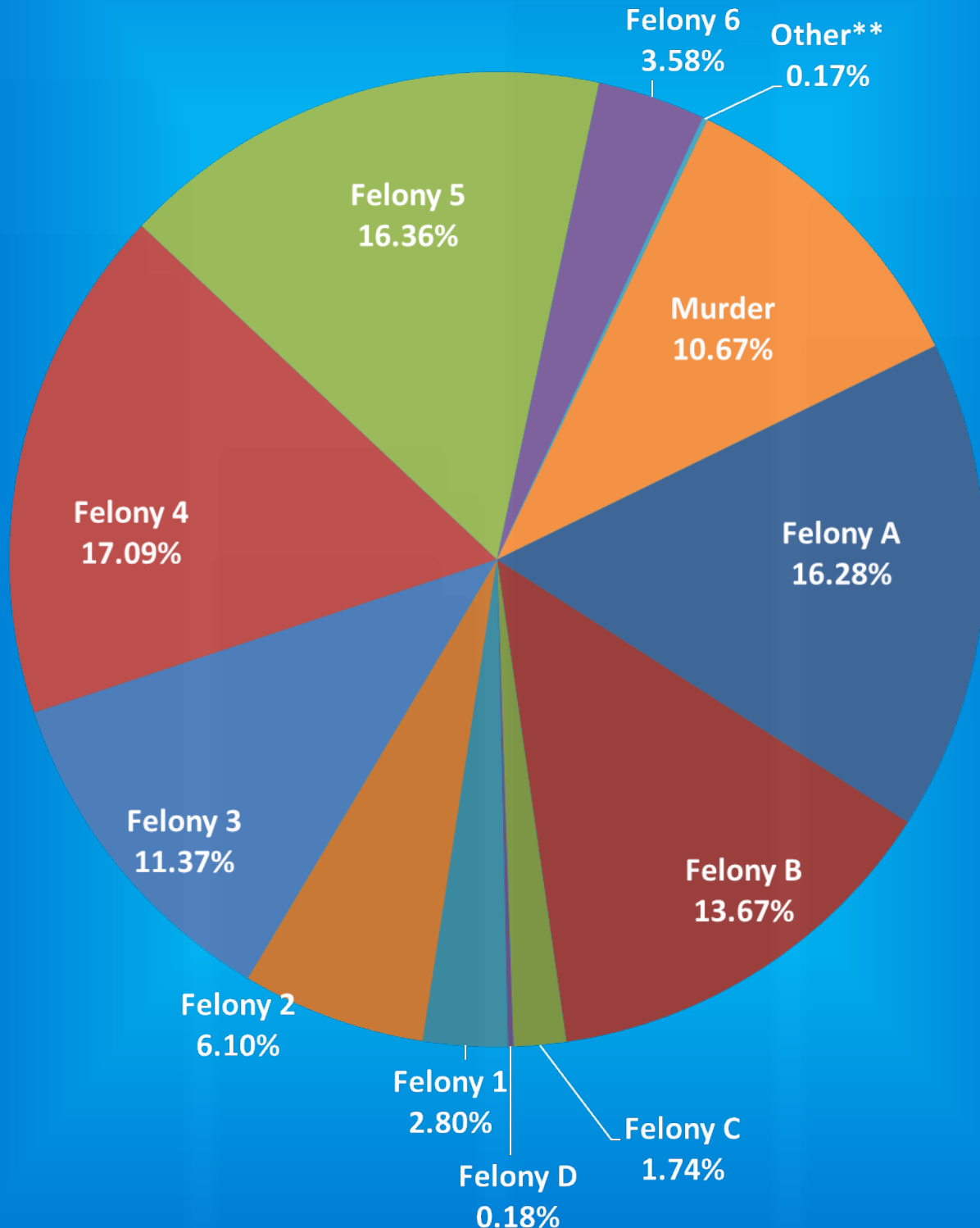
# Indiana Department of Correction

## Graph D

Male Population by Most Serious Offense Felony Level\*

November 01, 2020

N = 21,809



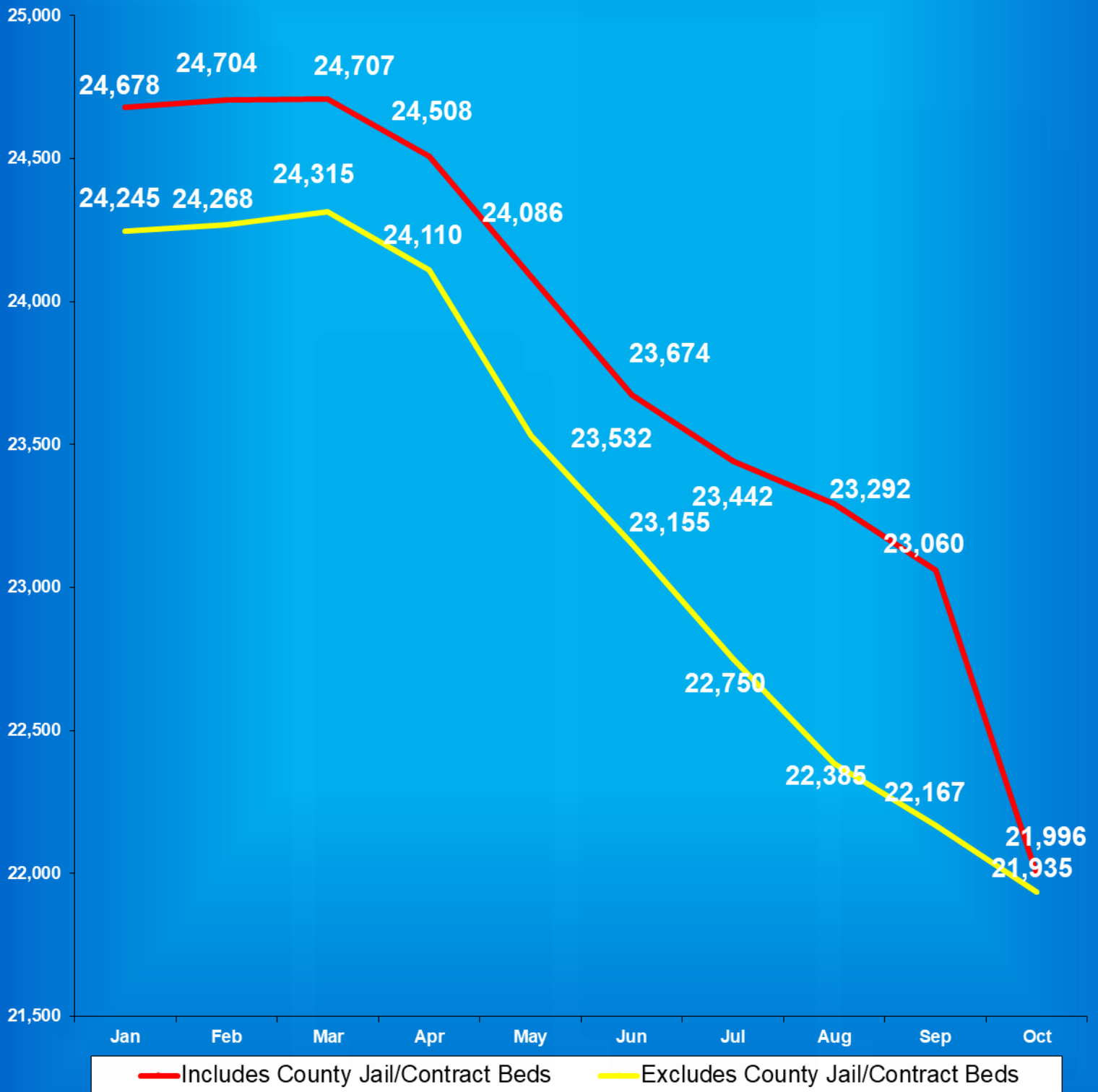
• Includes Offenders Held in County Jails and Contracted Beds

\*\* Other includes Safekeepers, Predispositions, Habitual Offenders, Misdemeanants, and Unknowns

# Indiana Department of Correction

## Graph E

### Average Daily Adult Male Offender Populations Calendar Year 2020



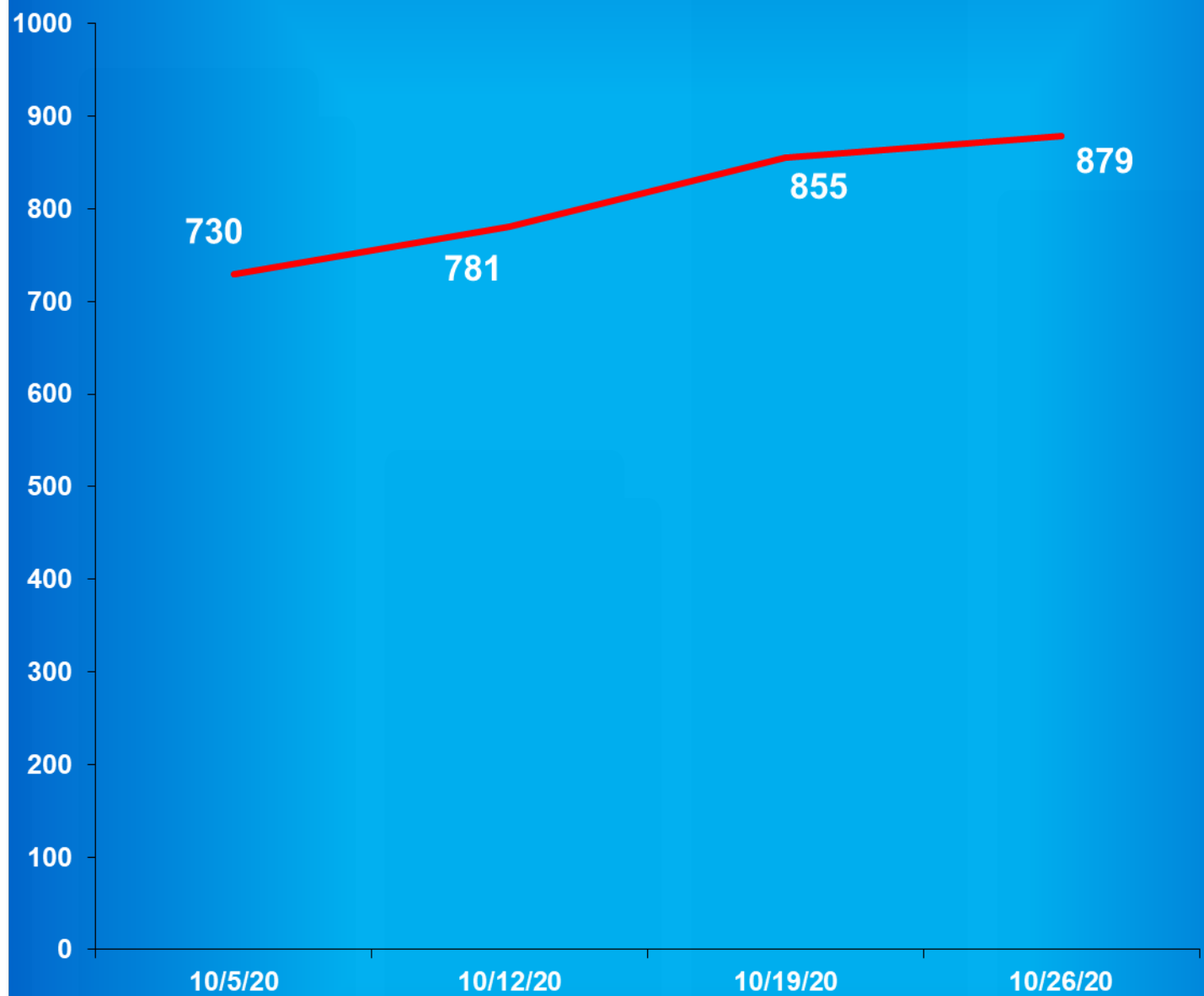


# Indiana Department of Correction

## Graph F

### Adult Males Held in County Jails

October 2020



- Offenders held in county jails are newly sentenced offenders with completed court documents who are awaiting transfer to a DOC facility.

- Jail counts are a dynamic number that are affected by a variety of factors, including; sentencing trends, available DOC beds, and intake process completion.



# Juvenile Offender Statistics



**Indiana Department Of Correction**  
**Table 13**  
**Monthly Facility Admissions and Releases**

**Juvenile Offenders**  
**October 2020**

**Admissions of All Juvenile Males**

<b>New Commitment</b>	<b>Re-Commitment</b>	<b>Parolee Return</b>	<b>Return From Escape</b>	<b>Diagnostics/Walk-Thrus</b>
14	3	1	0	4

**Releases of All Juvenile Males**

<b>Discharge</b>	<b>Parole</b>	<b>Escape</b>	<b>Diagnostics/Walk-Thrus</b>
26	2	0	5

**Admissions of All Juvenile Females**

<b>New Commitment</b>	<b>Re-Commitment</b>	<b>Parolee Return</b>	<b>Return From Escape</b>	<b>Diagnostics/Walk-Thrus</b>
1	1	0	0	1

**Releases of All Juvenile Females**

<b>Discharge</b>	<b>Parole</b>	<b>Escape</b>	<b>Diagnostics/Walk-Thrus</b>
2	0	0	2

Sources:

SAS - mnthadm4\_pgm\_tbl13.pgm

SAS - mnthext4\_pgm\_tbl13.pgm

**Indiana Department of Correction**

**Table 14**

**New Admissions by County of Commitment - Juveniles**

**October 2020**

County	Admission Type			County	Admission Type		
	New Commits	Re Commits	Total		New Commits	Re Commits	Total
Adams	0	0	0	Madison	0	0	0
Allen	2	0	2	Marion	0	2	2
Bartholomew	0	0	0	Marshall	0	0	0
Benton	0	0	0	Martin	0	0	0
Blackford	1	0	1	Miami	0	0	0
Boone	0	0	0	Monroe	0	0	0
Brown	0	0	0	Montgomery	0	0	0
Carroll	0	0	0	Morgan	0	0	0
Cass	0	0	0	Newton	0	0	0
Clark	0	0	0	Noble	0	0	0
Clay	0	0	0	Ohio	0	0	0
Clinton	1	1	2	Orange	0	0	0
Crawford	0	0	0	Owen	0	0	0
Daviess	0	0	0	Parke	0	0	0
Dearborn	0	0	0	Perry	0	0	0
Decatur	0	0	0	Pike	0	0	0
DeKalb	0	0	0	Porter	1	0	1
Delaware	1	0	1	Posey	0	0	0
Dubois	1	0	1	Pulaski	0	0	0
Elkhart	1	0	1	Putnam	0	0	0
Fayette	1	0	1	Randolph	0	0	0
Floyd	0	0	0	Ripley	0	0	0
Fountain	0	0	0	Rush	0	0	0
Franklin	0	0	0	St. Joseph	0	1	1
Fulton	0	0	0	Scott	0	0	0
Gibson	0	0	0	Shelby	0	0	0
Grant	1	0	1	Spencer	0	0	0
Greene	0	0	0	Starke	0	0	0
Hamilton	0	0	0	Steuben	0	0	0
Hancock	0	0	0	Sullivan	0	0	0
Harrison	0	0	0	Switzerland	0	0	0
Hendricks	0	0	0	Tippecanoe	0	0	0
Henry	0	0	0	Tipton	0	0	0
Howard	0	0	0	Union	0	0	0
Huntington	1	0	1	Vanderburgh	0	0	0
Jackson	0	0	0	Vermillion	0	0	0
Jasper	0	0	0	Vigo	0	0	0
Jay	1	0	1	Wabash	0	0	0
Jefferson	1	0	1	Warren	0	0	0
Jennings	1	0	1	Warrick	0	0	0
Johnson	0	0	0	Washington	0	0	0
Knox	1	0	1	Wayne	0	0	0
Kosciusko	0	0	0	Wells	0	0	0
LaGrange	0	0	0	White	0	0	0
Lake	0	0	0	Whitley	0	0	0
LaPorte	0	0	0	Unknown	0	0	0
Lawrence	0	0	0	<b>Totals</b>	<b>15</b>	<b>4</b>	<b>19</b>

This data is based on most serious offense and excludes parole violations.

Source: Mnthadm4\_pgm\_tbl14.pgm

**Indiana Department of Correction**

**Table 15**

**Monthly Releases by County of Commitment - Juveniles**

**October 2020**

County	Release Type			County	Release Type		
	Discharge	Parole	Total		Discharge	Parole	Total
Adams	1	0	1	Madison	0	0	0
Allen	1	0	1	Marion	1	0	1
Bartholomew	0	0	0	Marshall	0	0	0
Benton	0	0	0	Martin	0	0	0
Blackford	0	0	0	Miami	0	0	0
Boone	0	0	0	Monroe	0	0	0
Brown	0	0	0	Montgomery	0	0	0
Carroll	0	0	0	Morgan	0	0	0
Cass	2	0	2	Newton	0	0	0
Clark	0	0	0	Noble	0	0	0
Clay	0	0	0	Ohio	0	0	0
Clinton	0	0	0	Orange	0	0	0
Crawford	1	0	1	Owen	0	0	0
Daviess	0	0	0	Parke	0	0	0
Dearborn	0	0	0	Perry	0	0	0
Decatur	0	0	0	Pike	0	0	0
DeKalb	1	1	2	Porter	2	0	2
Delaware	0	0	0	Posey	0	0	0
Dubois	0	0	0	Pulaski	0	0	0
Elkhart	2	0	2	Putnam	0	0	0
Fayette	0	0	0	Randolph	0	0	0
Floyd	0	0	0	Ripley	0	0	0
Fountain	0	0	0	Rush	0	0	0
Franklin	0	0	0	St. Joseph	6	0	6
Fulton	0	0	0	Scott	0	0	0
Gibson	1	0	1	Shelby	0	0	0
Grant	0	0	0	Spencer	0	0	0
Greene	0	0	0	Starke	0	0	0
Hamilton	0	0	0	Steuben	0	0	0
Hancock	2	0	2	Sullivan	0	0	0
Harrison	0	0	0	Switzerland	0	0	0
Hendricks	1	0	1	Tippecanoe	2	0	2
Henry	0	0	0	Tipton	0	0	0
Howard	0	0	0	Union	0	0	0
Huntington	1	0	1	Vanderburgh	1	0	1
Jackson	0	0	0	Vermillion	0	0	0
Jasper	0	0	0	Vigo	0	0	0
Jay	0	0	0	Wabash	0	0	0
Jefferson	0	0	0	Warren	0	0	0
Jennings	1	0	1	Warrick	0	0	0
Johnson	0	0	0	Washington	1	0	1
Knox	0	0	0	Wayne	0	0	0
Kosciusko	1	0	1	Wells	0	1	1
LaGrange	0	0	0	White	0	0	0
Lake	0	0	0	Whitley	0	0	0
LaPorte	0	0	0	Unknown	0	0	0
Lawrence	0	0	0	<b>Totals</b>	<b>28</b>	<b>2</b>	<b>30</b>

Some discharges may be releases to County Probation - data is unable to be separated.

Diagnostics and Escapes are excluded.

Source: Mnthext4\_pgm\_tbl15.pgm

**Indiana Department of Correction**  
**Table 16**  
**Total Number of Committing Offenses for Juveniles**  
**Committed to the Indiana Department of Correction**  
**October 2020**

OFFENSE (Citation Code)	NUMBER OF OFFENSES			
	This Month		This Calendar Year	
LEVEL I	Female	Male	Female	Male
Aggravated Battery (35-42-2-1.5)	0	0	0	2
Arson (35-43-1-1)	0	0	1	0
Battery (35-42-2-1)	1	0	7	12
Battery by Bodily Waste (35-42-2-6)	0	0	1	1
Burglary (35-43-2-1)	0	1	1	17
Carjacking (35-42-5-2)	0	0	0	0
Carrying Handgun w/o License (35-47-2-1)	0	0	0	3
Changing, Altering, Removing, Obliterating ID of Handgun (35-47-2-18)	0	0	0	0
Child Exploitation (35-42-4-4)	0	0	1	0
Child Molesting (35-42-4-3)	0	1	0	16
Child Seduction (35-42-4-7)	0	0	0	0
Child Selling (35-46-1-4)	0	0	0	0
Child Solicitation (35-42-4-6)	0	0	0	0
Child in Possession of Handgun (35-47-10-5)	0	0	0	2
Consumer Product Tampering (35-45-8-3)	0	0	0	0
Criminal Confinement (35-42-3-3)	0	0	0	0
Criminal Deviate Conduct (35-42-4-2)	0	0	0	0
Criminal Gang Intimidation (35-45-9-4)	0	0	0	0
Criminal Gang Recruitment	0	0	0	0
Criminal Recklessness (35-42-2-2)	0	0	0	6
Dangerous Possession of a Firearm (35-47-10-5)	0	3	1	27
Dealing in a Sawed-Off Shotgun (35-47-5-4.1)	0	0	0	0
Distribution of a Destructive Device (IC 35-47.5-5-5)	0	0	0	0
Domestic Battery (35-42-2-1.3)	0	1	2	4
Driving While Intoxicated Resulting in Death (9-30-5-5)	0	0	0	0
False Application for Handgun (35-47-2-8)	0	0	0	0
False, Altering Handgun License (35-47-2-22)	0	0	0	0
Feticide (35-42-1-6)	0	0	0	0
Handgun, False ID (35-47-2-17)	0	0	0	0
Incest (35-46-1-3)	0	0	0	0
Interference with Custody (35-42-3-4)	0	0	0	0
Intimidation (35-45-2-1)	0	0	0	0
Involuntary Manslaughter (35-42-1-4)	0	0	0	1
Kidnapping (35-42-3-2)	1	0	1	1
Murder (35-42-1-1)	0	0	2	2
Neglect of a Dependent (35-46-1-4)	0	0	0	0
Operation of a Machine Gun/Hurling a Bomb (35-47-5-9)	0	0	0	0
Overpass Mischief (35-42-2-5)	0	0	0	0
Pointing a Firearm (35-47-4-3)	0	0	0	2
Possession of Firearm on School Property (35-47-9-2)	0	0	0	0
Possession of a Machine Gun or Bomb (35-47-5-9)	0	0	0	0
Rape (35-42-4-1)	0	0	0	0
Reckless Homicide (35-42-1-5)	0	0	0	1
Resisting Law Enforcement (35-44-3-3)	0	0	0	0
Robbery (35-42-5-1)	0	1	0	29
Sell, Manufacture, Possess, Purchase Explosive (35-47-5-1)	0	0	0	0
Sell, Transfer, HIV Blood (35-42-1-7)	0	0	0	0
Selling, Transferring, Giving Handgun to Under 18 (35-47-2-7)	0	0	0	0
Sexual Battery (35-42-4-8)	0	0	0	3
Sexual Misconduct (35-44-1-5)	0	0	0	0

**LEVEL I (cont'd)**

**NUMBER OF OFFENSES**

	This Month		This Calendar Year	
	Female	Male	Female	Male
Sexual Misconduct with a Minor (35-42-4-9)	0	0	0	0
Stalking (35-45-10-5)	0	0	0	0
Strangulation (35-42-2-9)	0	0	0	0
Unlawful Delivery of Confiscated Firearm (35-47-3-4)	0	0	0	0
Unlawful Use of Body Armor (35-47-5-13)	0	0	0	0
Unlawful Use of Stun Gun (35-47-8-5)	0	0	0	0
Vicarious Sexual Gratification (35-42-4-5)	0	0	0	0
Voluntary Manslaughter (35-42-1-3)	0	0	0	0
<b>Sub-Total</b>	<b>2</b>	<b>7</b>	<b>17</b>	<b>129</b>

**LEVEL II**

Assisting a Criminal (35-44-3-2)	0	0	0	0
Chinese Throwing Star (35-47-5-12)	0	0	0	0
Criminal Gang Activity (35-45-9-3)	0	0	0	0
Criminal Recklessness (35-42-2-2)	0	0	0	0
Dealing Anabolic Steroid (16-42-19-27)	0	0	0	0
Dealing Methamphetamine (35-48-4-1.1)	0	0	0	0
Dealing in Cocaine or Narcotic Drug (35-48-4-1)	0	0	0	0
Dealing in Marijuana, Hash Oil, or Hashish (35-48-4-10)	0	0	0	0
Dealing in a Schedule I, II, or III Controlled Substance (35-48-4-2)	0	0	0	0
Dealing in a Schedule IV Controlled Substance (35-48-4-3)	0	0	0	0
Dealing in a Schedule V Controlled Substance (35-48-4-4)	0	0	0	0
Dealing in a Substance Represented to be a Controlled Substance (35-48-4-4.5)	0	0	0	0
Delivery of Weapon to Intoxicated Person (35-47-4-1)	0	0	0	0
Disarming Law Enforcement Officer (35-44.1-3-2)	0	0	0	0
Escape/Failure to Return to Lawful Detention (35-44-3-5)	0	1	2	10
Inmate w/ Deadly Weapon (35-44.1-3-7)	0	0	0	0
Interference with Custody (35-42-3-4)	0	0	0	0
Intimidation (35-45-2-1)	0	2	0	15
Knife with Automatic Blade (35-47-5-2)	0	0	0	0
Loan Sharking (35-45-7-2)	0	0	0	0
Maintaining a Common Nuisance (35-48-4-13)	0	0	0	0
Making loan secured by mortgage, deposit or pledge of handgun (35-47-4-2)	0	0	0	0
Manufacture, Distribution, Possession of a Substance Represented to be a Controlled Substance (35-48-4-4)	0	0	0	0
Neglect of a Dependent (35-46-1-4)	0	0	0	0
Poss Precursors w/ Intent to Manufacture Etc. (35-48-4-14.5)	0	0	0	0
Possession of a Controlled Substance (35-48-4-7)	0	0	0	0
Possession of a Knife on School Property (35-47-5-2.5)	0	0	0	0
Promoting Prostitution (35-45-4-4)	0	0	0	0
Purchase, Possession or Sale of Stun Gun (35-47-8-5)	0	0	0	0
Resisting Law Enforcement (35-44-3-3)	0	2	0	10
Rioting with a Deadly Weapon (35-45-1-2)	0	0	0	0
Sale, Possession, Use of Legend Drug (16-42-19-27)	0	0	0	0
Sexual Misconduct with a Minor (35-42-4-9)	0	0	0	0
Stalking (35-45-10-5)	0	0	0	0
Trafficking with an Inmate (35-44-3-9)	0	0	0	0
Use of Stun Gun in Commission of a Crime (35-47-8-5)	0	0	0	0
<b>Sub-Total</b>	<b>0</b>	<b>5</b>	<b>2</b>	<b>35</b>

**LEVEL III**

Accident /Failure to Stop (9-26-1-8)	0	0	0	0
Accident, Property Damage with Injury (9-26-1-8)	0	0	0	0
Altering or Damaging Computer (35-43-1-4)	0	0	0	0
Auto Theft, Receiving Stolen Parts (35-43-4-2.5)	0	3	0	15
Battery (35-42-2-1)	0	2	11	18
Battery by Bodily Waste (35-42-2-6)	0	0	0	0
Bestiality	0	0	0	0
Bribery (35-44-1-1)	0	0	0	0

LEVEL III (cont'd)	NUMBER OF OFFENSES			
	This Month		This Calendar Year	
	Female	Male	Female	Male
Burglary (35-43-2-1)	0	0	0	0
Check Deception (35-43-5-5)	0	0	0	0
Check Fraud (35-43-5-12)	0	0	0	0
Child Exploitation (35-42-4-4)	0	0	0	0
Controlled Substance Registration (35-48-4-14)	0	0	0	0
Conversion (35-43-4-3)	0	0	0	1
Criminal Mischief (35-43-1-2)	0	0	2	17
Criminal Recklessness (35-42-2-2)	0	0	0	0
Criminal Trespass (35-43-2-2)	0	1	1	5
Dealing in Altered Property (35-43-4-2.3)	0	0	0	0
Dealing in Marijuana, Hash Oil, or Hashish (35-48-4-10)	0	0	0	2
Dealing in Paraphernalia (35-48-4-8.5)	0	0	0	0
Dealing in a Schedule IV Controlled Substance (35-48-4-3)	0	0	0	0
Distribution of Material Harmful to Minor (35-49-3-3)	0	0	0	0
Escape/Failure to Return to Lawful Detention (35-44-3-5)	1	3	7	21
Failure to Appear (35-44-3-6)	0	0	0	0
False Reporting (35-44-2-2)	0	0	0	0
Forgery (35-43-5-2)	0	0	0	0
Fraud (35-43-5-4)	0	2	1	3
Fraud on Financial Institution (35-45-5-8)	0	0	0	0
Home Improvement Fraud (35-43-6-13)	0	0	0	0
Identity Deception (35-43-5-3.5)	0	0	0	0
Interference with Custody (35-42-3-4)	0	0	0	0
Interference with Reporting Crime (35-42-2-5)	0	0	0	0
Invasion of Privacy (35-46-1-15.1)	0	2	0	3
Kill Domestic Animal	0	0	0	0
Manufacture of Paraphernalia (35-48-4-8.1)	0	0	0	0
Nonsupport of Child (35-46-1-5)	0	0	0	0
Nonsupport of Spouse (35-46-1-6)	0	0	0	0
Obscene Performance (35-49-3-1)	0	0	0	0
Obstructing Fireman (35-44-3-8)	0	0	0	0
Obstructing Traffic (35-42-2-4)	0	0	0	0
Obstruction of Justice (35-44-3-4)	0	0	0	0
Operating Vehicle After Lifetime Forfeiture (9-30-10-17)	0	0	0	0
Operating Vehicle While Intoxicated (9-30-5-4)	0	0	0	0
Operating Vehicle While Intoxicated with Prior (9-30-5-3)	0	0	0	0
Patronizing a Prostitute (35-45-4-3)	0	0	0	0
Perjury (35-44-2-1)	0	0	0	0
Possession of Cocaine or Narcotic Drug (35-48-4-6)	0	1	0	3
Possession of Marijuana, Hash Oil, or Hashish (35-48-4-11)	0	0	0	0
Possession of Methamphetamines (35-48-4-6.1)	0	0	0	1
Possession of Paraphernalia (35-48-4-8.3)	0	0	0	0
Possession of a Controlled Substance (35-48-4-7)	0	0	0	0
Possession of a Syringe (16-42-19-18)	0	0	1	0
Possession/Use of Legend Drug (16-42-19-13)	0	0	0	3
Professional Gambling (35-45-5-3)	0	0	0	0
Profiting from Adoption (35-46-1-9)	0	0	0	0
Promoting Professional Gambling (35-45-5-4)	0	0	0	0
Promoting Prostitution (35-45-4-4)	0	0	0	0
Prostitution (35-45-4-2)	0	0	0	0
Public Indecency (35-45-4-1)	0	0	0	0
Public Nudity (35-45-4-1.5)	0	0	0	0
Railroad Mischief (35-42-2-5.5)	0	0	0	0
Receiving Stolen Auto Parts (35-43-4-2.5)	0	0	0	0
Receiving Stolen Property (35-43-4-2)	0	0	0	0
Residential Entry (35-43-2-1.5)	0	1	1	2
Resisting Law Enforcement (35-44-3-3)	0	2	3	19
Rioting (35-45-1-2)	0	0	0	0



LEVEL III (cont'd)	NUMBER OF OFFENSES			
	This Month		This Calendar Year	
	Female	Male	Female	Male
Sale, Possession, Use of Legend Drug (16-42-19-27)	0	0	0	1
Selling, Distributing, Exhibiting Obscene Material (35-49-3-1)	0	0	0	0
Stalking (35-45-10-5)	0	0	0	0
Synthetic Drug (35-48-4-11.5)	0	0	0	0
Theft (35-43-4-2)	0	2	5	31
Torture or Mutilation of Animal (35-46-3-12)	0	0	0	0
Trafficking with an Inmate (35-44-3-9)	0	0	0	0
Unauthorized Possession of Prescription Form (35-48-4-14)	0	0	0	0
Unlawful Entry of Motor Vehicle (35-43-4-2.7)	0	0	0	0
Voyeurism (35-45-4-5)	0	0	0	1
Welfare Fraud (35-43-5-7)	0	0	0	0
<b>Sub-Total</b>	<b>1</b>	<b>19</b>	<b>32</b>	<b>146</b>

LEVEL IV				
Absence From Home Detention (35-38-2.5-10)	0	0	0	0
Accident/Failure to Stop (9-26-1-8)	0	0	0	1
Alcohol Violation (31-37-2-6)	0	0	0	0
Animal Cruelty (35-46-3-12)	0	0	0	0
Assisting a Criminal (35-44-3-2)	0	0	0	0
Beats Vertebrate Animal (35-46-3-12)	0	0	0	0
Check Deception (35-43-5-5)	0	0	0	0
Common Nuisance (35-48-4-13)	0	0	1	0
Computer Trespassing (35-43-2-3)	0	0	0	0
Counterfeiting Auto Registration (9-18-2-42)	0	0	0	0
Counterfeiting a Driver's License (9-24-18-7)	0	0	0	0
Curfew Violation (31-37-2-5)	0	0	1	1
Deception (35-43-5-3)	0	0	0	0
Deer Outside Hours (14-22-6-1)	0	0	0	0
Deer w/ Illegal Device (14-22-6-1)	0	0	0	0
Disorderly Conduct (35-45-1-3)	1	2	4	14
Dissemination of Material Harmful to Minor (35-49-3-3)	0	0	0	0
Driving While Intoxicated (9-11-2-3)	0	0	0	3
Driving with Suspended License (9-24-19-2)	0	0	0	0
Exploitation of Dependent/Endangered Adult (35-46-1-12)	0	0	0	0
Failure to Appear (35-44-3-6)	0	0	0	0
Failure to Disclose Recruitment (35-46-4-4)	0	0	0	0
Failure to Respond to Summons (35-44-3-6.5)	0	0	0	0
False Auto Registration (9-18-2-44)	0	0	0	0
False Identity Statement (35-44-2-6)	0	0	0	0
False Informing (35-44-2-2)	0	0	1	2
Flag Desecration (35-45-1-4)	0	0	0	0
Glue Sniffing (35-46-6-2)	0	0	0	0
Habitual Disobedience of Parent, Guardian, or Custodian (Incorrigible) (31-37-2-4)	0	0	0	5
Harassment (35-45-2-2)	0	0	0	0
Home Improvement Fraud (35-43-6-12)	0	0	0	0
Illegal Consumption of Alcohol (7.1-5-7-7)	0	0	0	4
Illegal Possession of Alcohol (7.1-5-7-7)	0	0	0	0
Impairment of ID Number (35-43-7-4)	0	0	0	0
Interference with Custody (35-42-3-4)	0	0	0	0
Interfering with Law Enforcement Animal (35-46-3-11)	0	0	0	0
Invasion of Privacy (35-46-1-15.1)	0	0	0	0
Leaving Home w/o Permission of Parent, Guardian or Custodian (Runaway) (31-37-2-2)	0	0	2	7
Leaving Scene of Accident (9-26-1-1.1)	0	0	0	1
Maintaining a Common Nuisance (35-48-4-13)	0	0	0	0
Nitrous Oxide Distribution (35-46-6-3)	0	0	0	0
Obscene Performance (35-49-3-1)	0	0	0	0
Obstructing Medical Emergency (35-44-3-8.5)	0	0	0	0
Obstructing Traffic (35-42-2-4)	0	0	0	0
Official Misconduct (35-44.1-1-1)	0	0	0	0

LEVEL IV (cont'd)	NUMBER OF OFFENSES			
	This Month		This Calendar Year	
	Female	Male	Female	Male
Operating Vehicle While Intoxicated (9-30-5-2)	0	1	0	2
Operating Vehicle While Intoxicated/Cntrl'd Sub (9-30-5-1)	0	0	0	0
Operating Vehicle w/o License (9-24-18-1)	0	1	1	4
Operating Vehicle w/o Proof of Financial (9-25-8-2)	0	0	0	1
Operating Vehicle w/o Registration/Plates (9-18-2-43)	0	0	0	0
Possession of Device/Interfere Test (35-43-5-18)	0	0	0	0
Possession of Marijuana, Hash Oil, or Hashish (35-48-4-11)	0	0	2	12
Possession of Paraphernalia (35-48-4-8.3)	0	1	0	7
Possession of Substance Represented to be a Controlled Substance (35-48-4-4.6)	0	0	0	0
Possession, Purchase, Accepting Tobacco (35-46-1-10.5)	0	0	0	0
Probation Violation	0	8	0	111
Public Intoxication (7.1-5-1-3)	0	0	0	2
Receiving Unidentified Property (35-43-7-5)	0	0	0	0
Reckless Driving (9-21-8-52)	0	0	0	1
Refusal to Aid Officer (35-44-3-7)	0	0	0	0
Refusal to Identify Self (34-28-5-3.5)	0	0	1	0
Selling, Distributing, Exhibiting Obscene Material (35-49-3-1)	0	0	0	0
Synthetic Drug (35-48-4-11.5)	0	0	0	0
Taking Deer/Turkey (14-22-6-1)	0	0	0	0
Tattooing a Minor (35-42-2-7)	0	0	0	0
Torture, Kill, Mutilate an Animal (35-46-3-12)	0	0	0	0
Unauthorized Possession of Prescription (35-48-4-14)	0	0	0	0
Unlawful Entry of Motor Vehicle (35-43-4-2.7)	0	0	1	2
Unlawful Gambling (35-45-5-2)	0	0	0	0
Unlawful Use of Railroad Right of Way (8-3-15-3)	0	0	0	0
Vending Machine Vandalism (35-43-4-7)	0	0	0	0
Violation Home Detention	0	0	0	0
Violation Suspended Commitment to DOC	0	0	4	0
Violation of Compulsory School Attendance Law (Truancy) (31-37-2-3)	0	0	0	3
Voyeurism (35-45-4-5)	0	0	0	1
Welfare Fraud (35-45-5-7)	0	0	0	0
Sub-Total	1	13	18	184
<b>GRAND TOTAL NUMBER OF OFFENSES</b>	<b>4</b>	<b>44</b>	<b>69</b>	<b>494</b>

Source: SAS - mnthadm4\_by\_offense.pgm

**Indiana Department of Correction**  
**Table 17**  
**Number of Juvenile Offenders by Most Serious Offense**  
**Committed to the Indiana Department of Correction**

**October 2020**

MOST SERIOUS OFFENSE (Citation Code)	NUMBER OF JUVENILES			
	This Month		This Calendar Year	
	Female	Male	Female	Male
<b>LEVEL I</b>				
Aggravated Battery (35-42-2-1.5)	0	0	0	2
Arson (35-43-1-1)	0	0	0	0
Battery (35-42-2-1)	1	0	5	9
Battery by Bodily Waste (35-42-2-6)	0	0	1	1
Burglary (35-43-2-1)	0	1	1	15
Carjacking (35-42-5-2)	0	0	0	0
Carrying Handgun w/o License (35-47-2-1)	0	0	0	2
Changing, Altering, Removing, Obliterating ID of Handgun (35-47-2-18)	0	0	0	0
Child Exploitation (35-42-4-4)	0	0	1	0
Child Molesting (35-42-4-3)	0	1	0	16
Child Seduction (35-42-4-7)	0	0	0	0
Child Selling (35-46-1-4)	0	0	0	0
Child Solicitation (35-42-4-6)	0	0	0	0
Child in Possession of Handgun (35-47-10-5)	0	0	0	1
Consumer Product Tampering (35-45-8-3)	0	0	0	0
Criminal Confinement (35-42-3-3)	0	0	0	0
Criminal Deviate Conduct (35-42-4-2)	0	0	0	0
Criminal Gang Intimidation (35-45-9-4)	0	0	0	0
Criminal Gang Recruitment	0	0	0	0
Criminal Recklessness (35-42-2-2)	0	0	0	3
Dangerous Possession of a Firearm (35-47-10-5)	0	2	1	16
Dealing in a Sawed-Off Shotgun (35-47-5-4.1)	0	0	0	0
Distribution of a Destructive Device (IC 35-47.5-5-5)	0	0	0	0
Domestic Battery (35-42-2-1.3)	0	1	2	4
Driving While Intoxicated Resulting in Death (9-30-5-5)	0	0	0	0
False Application for Handgun (35-47-2-8)	0	0	0	0
False, Altering Handgun License (35-47-2-22)	0	0	0	0
Feticide (35-42-1-6)	0	0	0	0
Handgun, False ID (35-47-2-17)	0	0	0	0
Incest (35-46-1-3)	0	0	0	0
Interference with Custody (35-42-3-4)	0	0	0	0
Intimidation (35-45-2-1)	0	0	0	0
Involuntary Manslaughter (35-42-1-4)	0	0	0	1
Kidnapping (35-42-3-2)	1	0	1	1
Murder (35-42-1-1)	0	0	1	2
Neglect of a Dependent (35-46-1-4)	0	0	0	0
Operation of a Machine Gun/Hurling a Bomb (35-47-5-9)	0	0	0	0
Overpass Mischief (35-42-2-5)	0	0	0	0
Pointing a Firearm (35-47-4-3)	0	0	0	1
Possession of Firearm on School Property (35-47-9-2)	0	0	0	0
Possession of a Machine Gun or Bomb (35-47-5-9)	0	0	0	0
Rape (35-42-4-1)	0	0	0	0
Reckless Homicide (35-42-1-5)	0	0	0	1
Resisting Law Enforcement (35-44-3-3)	0	0	0	0
Robbery (35-42-5-1)	0	1	0	25
Sell, Manufacture, Possess, Purchase Explosive (35-47-5-1)	0	0	0	0
Sell, Transfer, HIV Blood (35-42-1-7)	0	0	0	0
Selling, Transferring, Giving Handgun to Under 18 (35-47-2-7)	0	0	0	0
Sexual Battery (35-42-4-8)	0	0	0	3
Sexual Misconduct (35-44-1-5)	0	0	0	0

LEVEL I (cont'd)	NUMBER OF JUVENILES			
	This Month		This Calendar Year	
	Female	Male	Female	Male
Sexual Misconduct with a Minor (35-42-4-9)	0	0	0	0
Stalking (35-45-10-5)	0	0	0	0
Strangulation (35-42-2-9)	0	0	0	0
Unlawful Delivery of Confiscated Firearm (35-47-3-4)	0	0	0	0
Unlawful Use of Body Armor (35-47-5-13)	0	0	0	0
Unlawful Use of Stun Gun (35-47-8-5)	0	0	0	0
Vicarious Sexual Gratification (35-42-4-5)	0	0	0	0
Voluntary Manslaughter (35-42-1-3)	0	0	0	0
<b>Sub-Total</b>	<b>2</b>	<b>6</b>	<b>13</b>	<b>103</b>

### LEVEL II

Assisting a Criminal (35-44-3-2)	0	0	0	0
Chinese Throwing Star (35-47-5-12)	0	0	0	0
Criminal Gang Activity (35-45-9-3)	0	0	0	0
Criminal Recklessness (35-42-2-2)	0	0	0	0
Dealing Anabolic Steroid (16-42-19-27)	0	0	0	0
Dealing Methamphetamine (35-48-4-1.1)	0	0	0	0
Dealing in Cocaine or Narcotic Drug (35-48-4-1)	0	0	0	0
Dealing in Marijuana, Hash Oil, or Hashish (35-48-4-10)	0	0	0	0
Dealing in a Schedule I, II, or III Controlled Substance (35-48-4-2)	0	0	0	0
Dealing in a Schedule IV Controlled Substance (35-48-4-3)	0	0	0	0
Dealing in a Schedule V Controlled Substance (35-48-4-4)	0	0	0	0
Dealing in a Substance Represented to be a Controlled Substance (35-48-4-4.5)	0	0	0	0
Delivery of Weapon to Intoxicated Person (35-47-4-1)	0	0	0	0
Disarming Law Enforcement Officer (35-44.1-3-2)	0	0	0	0
Escape/Failure to Return to Lawful Detention (35-44-3-5)	0	0	1	5
Inmate w/ Deadly Weapon (35-44.1-3-7)	0	0	0	0
Interference with Custody (35-42-3-4)	0	0	0	0
Intimidation (35-45-2-1)	0	1	0	12
Knife with Automatic Blade (35-47-5-2)	0	0	0	0
Loan Sharking (35-45-7-2)	0	0	0	0
Maintaining a Common Nuisance (35-48-4-13)	0	0	0	0
Making loan secured by mortgage, deposit or pledge of handgun (35-47-4-2)	0	0	0	0
Manufacture, Distribution, Possession of a Substance Represented to be a Controlled Substance (3	0	0	0	0
Neglect of a Dependent (35-46-1-4)	0	0	0	0
Poss precursors w/intent to manufacture etc. (35-48-4-14.5)	0	0	0	0
Possession of a Controlled Substance (35-48-4-7)	0	0	0	0
Possession of a Knife on School Property (35-47-5-2.5)	0	0	0	0
Promoting Prostitution (35-45-4-4)	0	0	0	0
Purchase, Possession or Sale of Stun Gun (35-47-8-5)	0	0	0	0
Resisting Law Enforcement (35-44-3-3)	0	2	0	9
Rioting with a Deadly Weapon (35-45-1-2)	0	0	0	0
Sale, Possession, Use of Legend Drug (16-42-19-27)	0	0	0	0
Sexual Misconduct with a Minor (35-42-4-9)	0	0	0	0
Stalking (35-45-10-5)	0	0	0	0
Trafficking with an Inmate (35-44-3-9)	0	0	0	0
Use of Stun Gun in Commission of a Crime (35-47-8-5)	0	0	0	0
<b>Sub-Total</b>	<b>0</b>	<b>3</b>	<b>1</b>	<b>26</b>

### LEVEL III

Accident /Failure to Stop (9-26-1-8)	0	0	0	0
Accident, Property Damage with Injury (9-26-1-8)	0	0	0	0
Altering or Damaging Computer (35-43-1-4)	0	0	0	0
Auto Theft, Receiving Stolen Parts (35-43-4-2.5)	0	0	0	6
Battery (35-42-2-1)	0	0	5	7
Bestiality	0	0	0	0
Bribery (35-44-1-1)	0	0	0	0
Burglary (35-43-2-1)	0	0	0	0
Check Deception (35-43-5-5)	0	0	0	0

LEVEL III (cont'd)	NUMBER OF JUVENILES			
	This Month		This Calendar Year	
	Female	Male	Female	Male
Check Fraud (35-43-5-12)	0	0	0	0
Child Exploitation (35-42-4-4)	0	0	0	0
Controlled Substance Registration (35-48-4-14)	0	0	0	0
Conversion (35-43-4-3)	0	0	0	0
Criminal Mischief (35-43-1-2)	0	0	2	4
Criminal Recklessness (35-42-2-2)	0	0	0	0
Criminal Trespass (35-43-2-2)	0	0	0	1
Dealing in Altered Property (35-43-4-2.3)	0	0	0	0
Dealing in Marijuana, Hash Oil, or Hashish (35-48-4-10)	0	0	0	1
Dealing in Paraphernalia (35-48-4-8.5)	0	0	0	0
Distribution of Material Harmful to Minor (35-49-3-3)	0	0	0	0
Escape/Failure to Return to Lawful Detention (35-44-3-5)	0	1	4	6
Failure to Appear (35-44-3-6)	0	0	0	0
False Reporting (35-44-2-2)	0	0	0	0
Forgery (35-43-5-2)	0	0	0	0
Fraud (35-43-5-4)	0	1	0	2
Fraud on Financial Institution (35-45-5-8)	0	0	0	0
Home Improvement Fraud (35-43-6-13)	0	0	0	0
Identity Deception (35-43-5-3.5)	0	0	0	0
Interference with Custody (35-42-3-4)	0	0	0	0
Interference with Reporting Crime (35-42-2-5)	0	0	0	0
Invasion of Privacy (35-46-1-15.1)	0	0	0	0
Kill Domestic Animal	0	0	0	0
Manufacture of Paraphernalia (35-48-4-8.1)	0	0	0	0
Nonsupport of Child (35-46-1-5)	0	0	0	0
Nonsupport of Spouse (35-46-1-6)	0	0	0	0
Obscene Performance (35-49-3-1)	0	0	0	0
Obstructing Fireman (35-44-3-8)	0	0	0	0
Obstructing Traffic (35-42-2-4)	0	0	0	0
Obstruction of Justice (35-44-3-4)	0	0	0	0
Operating Vehicle After Lifetime Forfeiture (9-30-10-17)	0	0	0	0
Operating Vehicle While Intoxicated (9-30-5-4)	0	0	0	0
Operating Vehicle While Intoxicated with Prior (9-30-5-3)	0	0	0	0
Patronizing a Prostitute (35-45-4-3)	0	0	0	0
Perjury (35-44-2-1)	0	0	0	0
Possession of Cocaine or Narcotic Drug (35-48-4-6)	0	1	0	2
Possession of Marijuana, Hash Oil, or Hashish (35-48-4-11)	0	0	0	0
Possession of Methamphetamines (35-48-4-6.1)	0	0	0	0
Possession of Paraphernalia (35-48-4-8.3)	0	0	0	0
Possession of a Controlled Substance (35-48-4-7)	0	0	0	0
Possession of a Syringe (16-42-19-18)	0	0	1	0
Possession/Use of Legend Drug (16-42-19-13)	0	0	0	3
Professional Gambling (35-45-5-3)	0	0	0	0
Profiting from Adoption (35-46-1-9)	0	0	0	0
Promoting Professional Gambling (35-45-5-4)	0	0	0	0
Promoting Prostitution (35-45-4-4)	0	0	0	0
Prostitution (35-45-4-2)	0	0	0	0
Public Indecency (35-45-4-1)	0	0	0	0
Public Nudity (35-45-4-1.5)	0	0	0	0
Railroad Mischief (35-42-2-5.5)	0	0	0	0
Receiving Stolen Property (35-43-4-2)	0	0	0	0
Residential Entry (35-43-2-1.5)	0	1	1	1
Resisting Law Enforcement (35-44-3-3)	0	0	3	4
Rioting (35-45-1-2)	0	0	0	0
Sale, Possession, Use of Legend Drug (16-42-19-27)	0	0	0	1
Selling, Distributing, Exhibiting Obscene Material (35-49-3-1)	0	0	0	0
Stalking (35-45-10-5)	0	0	0	0
Synthetic Drug (35-48-4-11.5)	0	0	0	0

**NUMBER OF JUVENILES**

<b>LEVEL III (Cont.)</b>	<b>This Month</b>		<b>This Calendar Year</b>	
	<b>Female</b>	<b>Male</b>	<b>Female</b>	<b>Male</b>
Theft (35-43-4-2)	0	1	3	17
Torture or Mutilation of Animal (35-46-3-12)	0	0	0	0
Trafficking with an Inmate (35-44-3-9)	0	0	0	0
Unauthorized Possession of Prescription Form (35-48-4-14)	0	0	0	0
Unlawful Entry of Motor Vehicle (35-43-4-2.7)	0	0	0	0
Voyeurism (35-45-4-5)	0	0	0	0
Welfare Fraud (35-43-5-7)	0	0	0	0
<b>Sub-Total</b>	<b>0</b>	<b>5</b>	<b>19</b>	<b>55</b>

**LEVEL IV**

Absence From Home Detention (35-38-2.5-10)	0	0	0	0
Accident/Failure to Stop (9-26-1-8)	0	0	0	1
Assisting a Criminal (35-44-3-2)	0	0	0	0
Beats Vertebrate Animal (35-46-3-12)	0	0	0	0
Check Deception (35-43-5-5)	0	0	0	0
Common Nuisance (35-48-4-13)	0	0	0	0
Computer Trespassing (35-43-2-3)	0	0	0	0
Counterfeiting Auto Registration (9-18-2-42)	0	0	0	0
Counterfeiting a Driver's License (9-24-18-7)	0	0	0	0
Curfew Violation (31-37-2-5)	0	0	0	0
Deception (35-43-5-3)	0	0	0	0
Disorderly Conduct (35-45-1-3)	0	0	1	1
Dissemination of Material Harmful to Minor (35-49-3-3)	0	0	0	0
Driving with Suspended License (9-24-19-2)	0	0	0	0
Exploitation of Dependent/Endangered Adult (35-46-1-12)	0	0	0	0
Failure to Appear (35-44-3-6)	0	0	0	0
Failure to Disclose Recruitment (35-46-4-4)	0	0	0	0
Failure to Respond to Summons (35-44-3-6.5)	0	0	0	0
False Auto Registration (9-18-2-44)	0	0	0	0
False Identity Statement (35-44-2-6)	0	0	0	0
False Informing (35-44-2-2)	0	0	0	0
Flag Desecration (35-45-1-4)	0	0	0	0
Glue Sniffing (35-46-6-2)	0	0	0	0
Habitual Disobedience of Parent, Guardian, or Custodian (Incorrigible) (31-37-2-4)	0	0	0	0
Harassment (35-45-2-2)	0	0	0	0
Home Improvement Fraud (35-43-6-12)	0	0	0	0
Illegal Consumption of Alcohol (7.1-5-7-7)	0	0	0	0
Illegal Possession of Alcohol (7.1-5-7-7)	0	0	0	0
Impairment of ID Number (35-43-7-4)	0	0	0	0
Interference with Custody (35-42-3-4)	0	0	0	0
Interfering with Law Enforcement Animal (35-46-3-11)	0	0	0	0
Invasion of Privacy (35-46-1-15.1)	0	0	0	0
Leaving Home w/o Permission of Parent, Guardian or Custodian (Runaway) (31-37-2-2)	0	0	0	0
Nitrous Oxide Distribution (35-46-6-3)	0	0	0	0
Obscene Performance (35-49-3-1)	0	0	0	0
Obstructing Medical Emergency (35-44-3-8.5)	0	0	0	0
Obstructing Traffic (35-42-2-4)	0	0	0	0
Operating Vehicle While Intoxicated (9-30-5-2)	0	1	0	2
Operating Vehicle While Intoxicated/Cntrld Sub (9-30-5-1)	0	0	0	0
Operating Vehicle w/o License (9-24-18-1)	0	1	0	1
Operating Vehicle w/o Proof of Financial (9-25-8-2)	0	0	0	0
Operating Vehicle w/o Registration/Plates (9-18-2-43)	0	0	0	0
Possession of Marijuana, Hash Oil, or Hashish (35-48-4-11)	0	0	1	2
Possession of Paraphernalia (35-48-4-8.3)	0	1	0	1
Possession of Substance Represented to be a Controlled Substance (35-48-4-4.6)	0	0	0	0
Possession, Purchase, Accepting Tobacco (35-46-1-10.5)	0	0	0	0
Probation Violation	0	0	0	0
Public Intoxication (7.1-5-1-3)	0	0	0	0
Receiving Unidentified Property (35-43-7-5)	0	0	0	0
Reckless Driving (9-21-8-52)	0	0	0	0
Refusal to Aid Officer (35-44-3-7)	0	0	0	0

LEVEL IV (cont'd)	NUMBER OF JUVENILES			
	This Month		This Calendar Year	
	Female	Male	Female	Male
Refusal to Identify Self (34-28-5-3.5)	0	0	0	0
Selling, Distributing, Exhibiting Obscene Material (35-49-3-1)	0	0	0	0
Synthetic Drug	0	0	0	0
Torture, Kill, Mutilate an Animal (35-46-3-12)	0	0	0	0
Unauthorized Possession of Prescription (35-48-4-14)	0	0	0	0
Unlawful Entry of Motor Vehicle (35-43-4-2.7)	0	0	0	1
Unlawful Gambling (35-45-5-2)	0	0	0	0
Unlawful Use of Railroad Right of Way (8-3-15-3)	0	0	0	0
Vending Machine Vandalism (35-43-4-7)	0	0	0	0
Violation Home Detention	0	0	0	0
Violation Suspended Commitment to DOC	0	0	0	0
Violation of Compulsory School Attendance Law (Truancy) (31-37-2-3)	0	0	0	0
Voyeurism (35-45-4-5)	0	0	0	1
Welfare Fraud (35-45-5-7)	0	0	0	0
	<b>Sub-Total</b>		<b>2</b>	<b>10</b>
	<b>GRAND TOTAL NUMBER OF JUVENILES</b>		<b>2</b>	<b>194</b>

**Indiana Department of Correction**  
**Table 18**  
**Juvenile Female New Commitments**

<u>Month</u>	<u>2016</u>	<u>2017</u>	<u>2018</u>	<u>2019</u>	<u>2020</u>
January	6	2	3	10	3
February	10	5	8	4	5
March	11	6	4	7	3
April	9	2	7	3	5
May	4	6	8	8	5
June	11	7	2	3	4
July	4	8	12	9	3
August	4	5	4	2	1
September	7	8	8	4	4
October	5	6	5	6	2
November	6	7	8	2	
December	<u>5</u>	<u>12</u>	<u>8</u>	<u>5</u>	
<b>TOTALS</b>	<b>82</b>	<b>74</b>	<b>77</b>	<b>63</b>	<b>35</b>

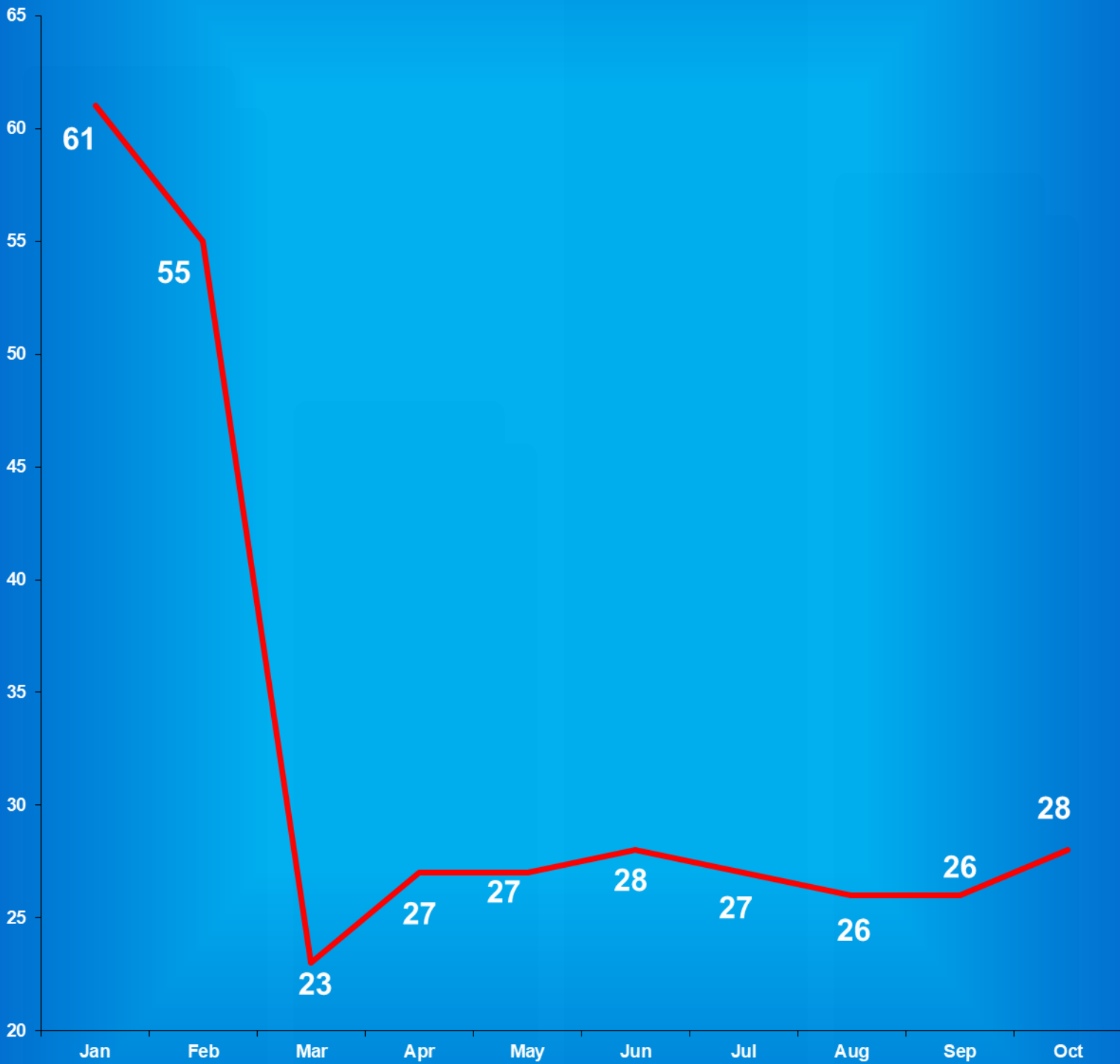
Source: SAS - mnthadm4.pgm



# Indiana Department of Correction

## Graph G

Average Daily Juvenile Female Offender Populations  
Calendar Year 2020



**Indiana Department of Correction**  
**Table 19**  
**Juvenile Male New Commitments**

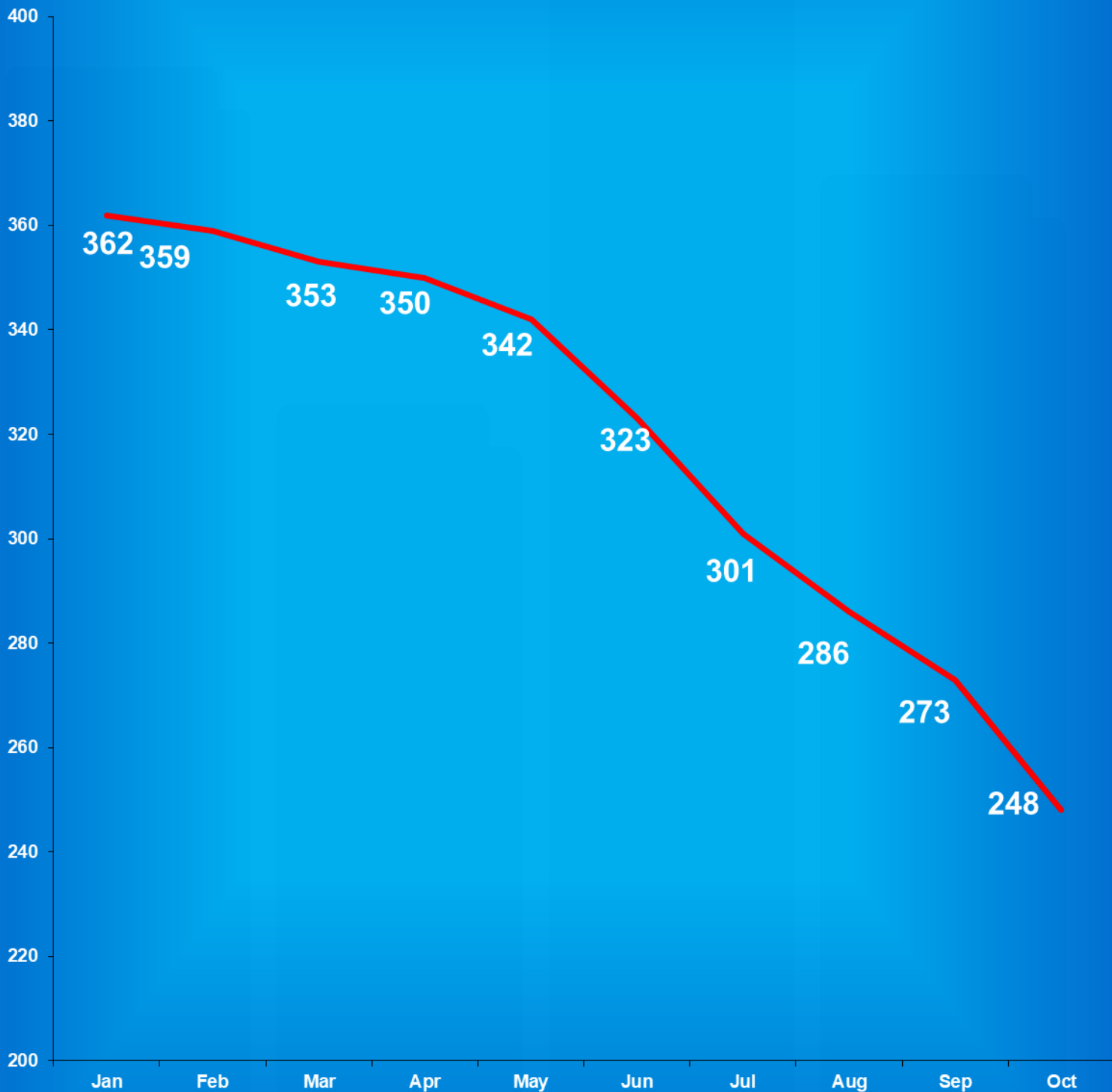
<u>Month</u>	<u>2016</u>	<u>2017</u>	<u>2018</u>	<u>2019</u>	<u>2020</u>
January	39	26	46	36	28
February	40	26	38	36	21
March	69	36	33	17	32
April	33	45	27	24	17
May	44	35	42	30	11
June	40	48	29	27	14
July	29	40	29	47	17
August	38	48	28	37	15
September	36	43	41	23	20
October	24	39	24	34	17
November	28	48	34	26	
December	<u>30</u>	<u>34</u>	<u>52</u>	<u>23</u>	
<b>TOTALS</b>	<b>463</b>	<b>450</b>	<b>468</b>	<b>360</b>	<b>192</b>

Source: SAS - mnthadm4.pgm

# Indiana Department of Correction

## Graph H

Average Daily Juvenile Male Offender Populations  
Calendar Year 2020





# Juvenile Reintegration Districts



District #8

District #6

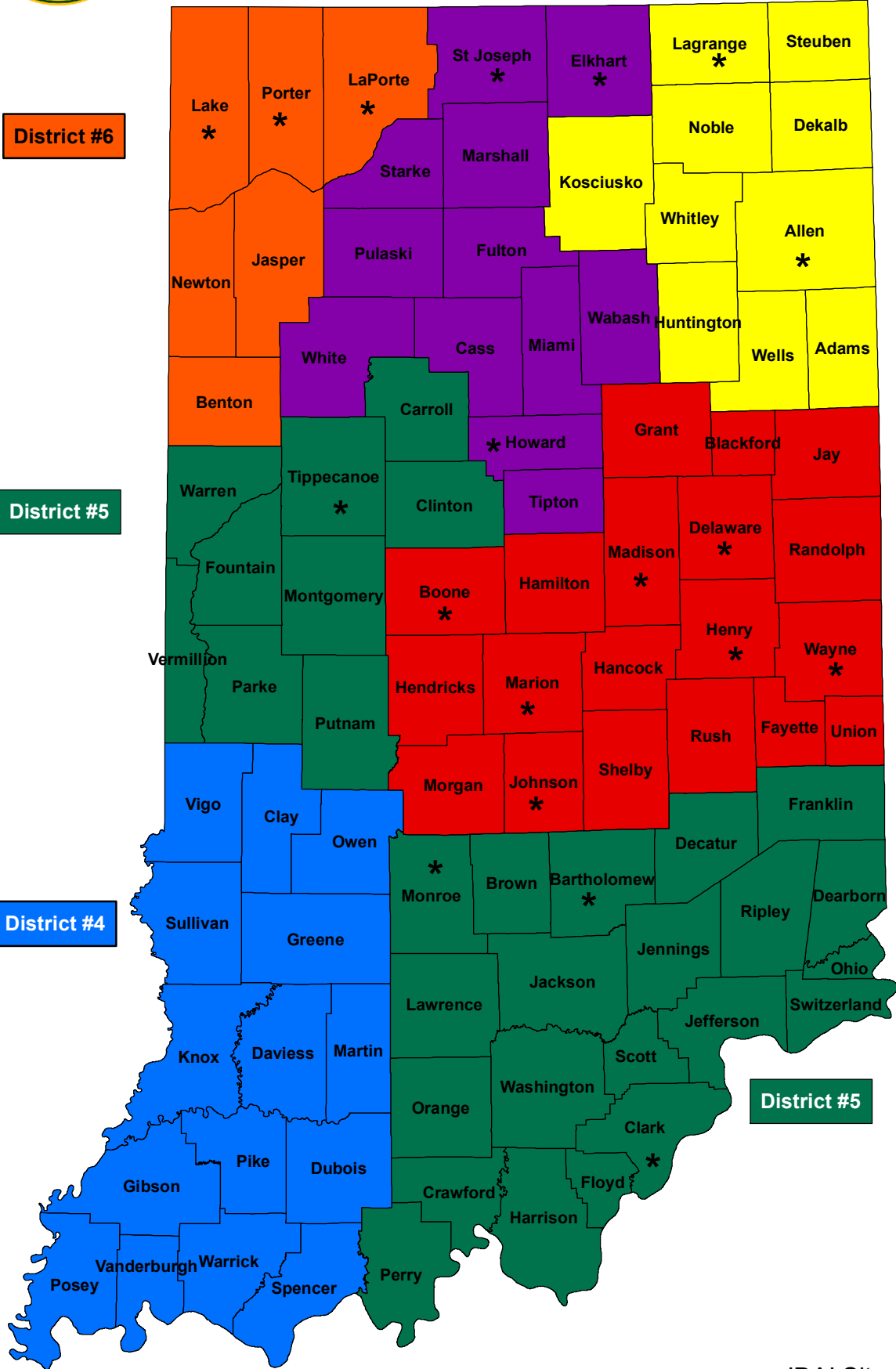
District #2

District #5

District #3

District #4

District #5



\*JDAI Site

**Indiana Department of Correction**  
**Table 20**  
**Juvenile Parole Caseload on November 01, 2020**

<u>Juvenile Reintegration Districts</u>	<b>Indiana Parolees</b>		<b>Other Jurisdiction</b>		<u>Total</u>
	<u>Juvenile Male</u>	<u>Juvenile Female</u>	<u>Juvenile Male</u>	<u>Juvenile Female</u>	
<i>Interstate Compact (RD0)*</i>	1	0	10	0	<i>11</i>
	<u>District Supervision Breakdown</u> <u>as follows:</u>				
Juv Reintegration District 2	12	0	0	0	<i>12</i>
Juv Reintegration District 3	4	0	3	0	<i>7</i>
Juv Reintegration District 4	4	1	1	0	<i>6</i>
Juv Reintegration District 5	3	0	1	0	<i>4</i>
Juv Reintegration District 6	0	0	2	0	<i>2</i>
Juv Reintegration District 8	4	1	3	0	<i>8</i>
<b>Total</b>	<b>28</b>	<b>2</b>	<b>10</b>	<b>0</b>	<b>40</b>

**Total Juvenile Parole Population on the First Day of Each Month**

<u>Calendar Year 2020</u>	<b>Indiana Parolees</b>		<b>Other Jurisdiction</b>		<u>Total</u>
	<u>Juvenile Male</u>	<u>Juvenile Female</u>	<u>Juvenile Male</u>	<u>Juvenile Female</u>	
January	37	3	4	0	<b>44</b>
February	41	4	6	0	<b>51</b>
March	33	4	9	0	<b>46</b>
April	29	3	10	0	<b>42</b>
May	25	3	8	0	<b>36</b>
June	29	3	9	0	<b>41</b>
July	27	3	7	1	<b>38</b>
August	23	4	7	0	<b>34</b>
September	24	6	9	0	<b>39</b>
October	28	2	10	0	<b>40</b>

*\* Includes Indiana parolees who are serving their parole in another state, as well as offenders from other States being supervised in Indiana (Interstate Compact)*

Sources:  
Parole Division  
SAS - juvparl2.pgm

**Indiana Department of Correction  
Indiana Government Center South, Room E334  
302 W. Washington Street  
Indianapolis, IN 46204**

**Prepared by:  
Grant Beanblossom, Data Analyst  
(317) 233-4765  
[gbeanblossom@idoc.IN.gov](mailto:gbeanblossom@idoc.IN.gov)**

**This report and previous reports may be found at:**

**<http://www.in.gov/idoc/2376.htm>**



# CHANGING LIVES

The logo for the Indiana Department of Correction is circular, featuring a central torch surrounded by stars. The words "EMPLOYEES", "EFFICIENCY", and "EFFECTIVENESS" are arranged around the torch. The outer ring of the logo contains the text "INDIANA DEPARTMENT OF CORRECTION". To the right of the logo is a blue silhouette of the state of Indiana.

The Indiana Department of Correction advances public safety and successful re-entry through dynamic supervision, programming, and partnerships.