


Indiana Department of Correction

Division of Data Analytics



Offender Population Statistical Report

- DECEMBER 2019 -

Rob Carter, Commissioner

**Indiana Department of Correction
Indiana Government Center South, Room E334
302 W. Washington Street
Indianapolis, IN 46204**

**Prepared by:
Chris Yirenkyi, Data Analyst
(317) 233-4765
cyirenkyi@idoc.in.gov**

This report and previous reports may be found at:

<http://www.in.gov/idoc/2376.htm>



Definitions

For the purpose of this report, the following definitions apply:

Admission – The means by which an offender enters the custody or jurisdiction of the Indiana Department of Correction. For this report, with the exception of the return of an escapee, this does not include a return from a temporary absence.

Average Daily Population – The sum of the daily beginning counts for a month, divided by that month's number of daily beginning counts.

Beginning Count – The number of offenders physically present at the beginning of the day (ie, 0000:01 hours).

Class A Felony – An offense whereby a person convicted of this felony shall be imprisoned for a fixed term of thirty years, with not more than twenty years added for aggravating circumstances, or not more than ten years subtracted for mitigating circumstances.

Class B Felony – An offense whereby a person convicted of this felony shall be imprisoned for a fixed term of ten years, with not more than ten years added for aggravating circumstances, or not more than four years subtracted for mitigating circumstances.

Class C Felony – An offense whereby a person convicted of this felony shall be imprisoned for a fixed term of four years, with not more than four years added for aggravating circumstances, or not more than two years subtracted for mitigating circumstances.

Class D Felony – An offense whereby a person convicted of this felony shall be imprisoned for a fixed term of one and one-half years, with not more than one and one-half years added for aggravating circumstances, or not more than one year subtracted for mitigating circumstances.

Class 1 Felony – An offense whereby a person convicted of this felony shall be imprisoned with a sentence range of 20-40 years, with not more than twenty years added as a habitual offender enhancement.

Class 2 Felony – An offense whereby a person convicted of this felony shall be imprisoned with a sentence range of 10-30 years, with not more than twenty years added as a habitual offender enhancement.

Class 3 Felony – An offense whereby a person convicted of this felony shall be imprisoned with a sentence range of 3-16 years, with not more than twenty years added as a habitual offender enhancement.

Class 4 Felony – An offense whereby a person convicted of this felony shall be imprisoned with a sentence range of 2-12 years, with not more than twenty years added as a habitual offender enhancement.

Class 5 Felony – An offense whereby a person convicted of this felony shall be imprisoned with a sentence range of 1-6 years, with not more than six years added as a habitual offender enhancement.

Class 6 Felony – An offense whereby a person convicted of this felony shall be imprisoned with a sentence range of 0.5-2.5 years, with not more than six years added as a habitual offender enhancement.

Contracted Beds - Those offenders who have been committed to the Indiana Department of Correction, but are housed in a local work release facility under contract of a 3rd party provider.

County Jail "Back-ups" (Jail Bed Count) – Those offenders who have been committed to the Indiana Department of Correction, but are housed in a county jail until they can be transferred to a Department of Correction intake facility. The county receives \$35.00 per day, per offender, to house these offenders.

Ending Count – The number of offenders physically present at the end of the day (ie, 2400:00 hours).

Felon – A person convicted in any jurisdiction who might have been imprisoned for more than one year.

Murder - An offense whereby a person convicted of this felony shall be imprisoned for a fixed term of fifty-five years, with not more than ten years added for aggravating circumstances, or not more than ten years subtracted for mitigating circumstances.

Definitions Continued

Operational Capacity – The total bed capacity of the facility. The capacity of a facility is the number of beds authorized for safe and efficient operation of the facility.

Pre-Dispositional – An individual ordered by the Court to the Indiana Department of Correction for evaluation prior to sentencing.

Release – The means by which an offender leaves the custody or jurisdiction of the Indiana Department of Correction. For this report, with the exception of an escape, this does not include a temporary absence.

Safekeeper – An individual whom the Court has determined to be in imminent danger of serious bodily injury or death, or who represents a substantial threat to the safety of others, and whom the Court has ordered to the Indiana Department of Correction for custody and security control.

Maximum Level Facilities – Maximum security facilities have very restrictive security measures and housing is celled space.

Medium Level Facilities – Medium security facilities have moderate degree of security measures and housing consists of dormitories and celled space.

Minimum Level Facilities – Minimum Security Facilities have the least restrictive security measures and housing is dormitory style. Also included as minimum security are work release program offenders who leave the facility for outside employment but return nightly.

Intake Facilities – Intake facilities are designated to receive newly committed adult offenders. During the intake process each offender is evaluated through interviews, reports and diagnostic tests. This evaluation forms the basis of the offenders' facility and program assignment.

Secure Housing Units – Denotes maximum control with the most restrictive security measures in place.

Vacancy – The number of beds available for assignment.

Juvenile Diagnostic/Walkthrough – A Juvenile court can order a youth to the Department of Correction to be temporarily committed for not more than 14 days (excluding Saturdays, Sundays and Legal holidays) for the purpose of an evaluation. The youth must be adjudicated delinquent and the order has to be prior to disposition. The department will send a report to the court of the written findings.

Indiana Department of Correction Population Summary

- There were 24,632 adult male offenders (including 270 county jail “back-ups” and 68 in contracted beds) on January 01, 2020. This population is 2% below operational bed capacity for general population.
- There were 2,636 adult female offenders (including 46 county jail “back-ups” and 21 in contracted beds) on January 01, 2020. This population is 8% below the operational bed capacity.
- There were 325 juvenile male offenders in the Department’s facilities on January 01, 2020. This population is 41% below the operational bed capacity.
- There were 25 juvenile female offenders in the Department’s facilities on January 01, 2020. This population is 58% below the operational bed capacity.
- There were 5,486 adult males on parole in Indiana (5,043 Indiana parolees and 443 other jurisdiction parolees) January 01, 2020.
- There were 646 adult females on parole in Indiana (591 Indiana parolees and 55 other jurisdiction parolees) on January 01, 2020.
- There were 875 adults admitted to IDOC (757 male and 118 female) and 964 adults released from IDOC (815 male and 149 female) in December 2019.
- There were 28 juveniles admitted to IDOC (23 male and 5 female) and 62 juveniles released from IDOC (55 male and 7 female) in December 2019.

**Indiana Department of Correction
Human Resource Report**

December 31, 2019

ADULT FACILITIES

Facility	Total Staff*	Custody Staff	Non-Custody	Vacancies	Hires - Rehires	Retired - Terminated	Inter-Agency		Contract/Vendor		
							In	Out	Aramark	Health	Education
Branchville Correctional Facility	252	174	78	23	3	7	1	0	12	30	6
Chain O'Lakes Correctional Facility	29	22	7	3	1	1	0	0	3	2	0
Correctional Industrial Facility	307	237	70	62	4	2	1	1	11	22	3
Edinburgh Correctional Facility	66	52	14	6	0	2	0	0	5	6	0
Indiana State Prison/Lakeside	469	359	110	102	17	16	1	0	27	45	3
Indiana Women's Prison	180	126	54	13	3	6	1	1	6	25	6
Madison Correctional Facility	207	149	58	9	5	4	3	3	7	24	3
Miami Correctional Facility	418	303	115	138	9	30	1	0	31	59	10
New Castle Correctional Facility**	444	310	134	98	0	0	0	0	30	59	16
Pendleton Correctional Facility	424	298	126	104	7	9	1	0	19	48	1
Plainfield Correctional Facility	329	238	91	65	8	11	0	0	24	37	8
Putnamville Correctional Facility	429	313	116	95	12	7	0	0	18	41	10
Reception-Diagnostic Center	208	159	49	39	3	0	0	0	0	26	0
Rockville Correctional Facility	242	169	73	24	0	4	0	0	12	30	7
South Bend Comm. Re-Entry Center	35	25	10	7	2	4	0	0	4	3	0
Heritage Trail DOC Staff	23	0	23	2	0	0	0	0	0	11	7
Heritage Trail GEO Staff**	192	116	76	17	0	0	0	0	4	11	0
Wabash Valley Correctional Facility	584	457	127	63	18	12	1	0	37	63	4
Westville Correctional Facility	642	484	158	128	16	13	1	0	34	68	12
Total	5,480	3,991	1,489	998	108	128	11	5	284	610	96

JUVENILE FACILITIES

Facility	Total Staff*	Custody Staff	Non-Custody	Vacancies	Hires - Rehires	Retired - Terminated	Inter-Agency		Contract/Vendor		
							In	Out	Aramark	Health	Education
Camp Summit	60	43	17	4	4	3	0	0	5	8	2
Logansport Intake/North Central	158	103	55	29	1	3	0	0	10	13	2
Pendleton Juvenile Correctional	212	137	75	81	5	6	0	0	9	17	4
Total	430	283	147	114	10	12	0	0	24	38	8

ADMINISTRATIVE

Central Office***	Total	563	183	380	55	5	7	0	0	0	9	1.5
-------------------	--------------	------------	------------	------------	-----------	----------	----------	----------	----------	----------	----------	------------

TOTALS

STATE EMPLOYEE TOTAL	5,837	4,031	1,806	1,052	123	147	11	5	0	0	0
CONTRACT EMPLOYEE TOTAL	1,707	426	1,281	115	0	0	0	0	308	657	106
GRAND TOTAL	7,544	4,457	3,087	1,167	123	147	11	5	308	657	106

* Total Active Staff does not include those on disability, suspension, or leave with pay.

** New Castle Correctional Facility and Heritage Trail are privately contracted institutions. Their hire/rehire and termination/reire data is not provided to DOC.

*** Includes Technology Services Division, PEN Products, Staff Development and Training, and the Parole Division (counted as Custody Staff)

Note: Total staff, custody staff, non-custody staff, and vacancy data are as of the end of the month.

Hires and re-hires, retirements and terminations, intra-agency transfer in and transfer out are the total number of actions for the month.

Source: DOC Human Resource



Offender Statistics



Indiana Department of Correction

Table 1

**Offender Population & Vacancy Numbers, by Facility Security Level
January 1, 2020**

Minimum Security - Adult MALE

	December Ending Count	General Population Vacancies	Programs & Treatment Vacancies	Restricted Housing & Infirmery Vacancies	Down Beds	Held Beds
Chain O'Lakes	102	0	0	0	0	0
Edinburgh	340	4	0	0	0	0
Miami - MCA	196	8	0	0	0	0
New Castle - NCA	204	0	0	0	0	0
Pendleton - IRO	216	3	0	0	1	0
Westville - WCA	370	4	1	0	0	4
Wabash Valley - WVA	191	7	0	0	0	0
Total	1,619	26	1	0	1	4

Re-Entry & Work Release - Adult MALE

Bartholomew Co. Re-Entry	3	17	0	0	0	0
Chain O'Lakes Re-Entry	31	6	0	0	0	1
Lake Co. Re-Entry/M	6	4	0	0	0	0
South Bend Re-Entry	181	20	0	0	0	0
VOA/Hope Hall Re-Entry	17	3	0	0	0	0
Starke Co. PI - TC	42	0	6	0	0	0
Total	280	50	6	0	0	1

Medium Security - Adult MALE

	December Ending Count	General Population Vacancies	Programs & Treatment Vacancies	Restricted Housing & Infirmery Vacancies	Down Beds	Held Beds
Branchville	1,419	54	56	4	0	0
Correctional Industrial	1,476	7	2	4	0	6
Indiana State Prison ISO	356	26	0	0	0	3
Plainfield	1,494	96	0	14	78	14
Putnamville	2,154	16	17	1	322	0
Heritage Trail	859	6	0	0	0	3
Westville	2,492	143	59	39	181	27
New Castle	2,406	0	0	15	3	7
Total	12,656	348	134	77	584	60

Table 1 (Cont.)

Maximum Security - Adult MALE

	December Ending Count	General Population Vacancies	Programs & Treatment Vacancies	Restricted Housing & Infirmery Vacancies	Down Beds	Held Beds
Miami	2,950	22	2	3	0	7
Indiana State Prison	1,980	28	11	8	21	19
Pendleton	1,416	15	3	1	7	7
Pendleton Treatment Unit	167	0	78	0	15	0
ISR Secure Housing Unit	58	0	0	9	0	2
New Castle Annex	442	8	0	25	11	0
New Castle Mental Health	114	0	14	0	0	0
WCU Secure Housing Unit	104	0	0	4	2	0
Wabash Valley	1,718	8	31	11	5	12
WVS Secure Housing Unit	185	0	0	26	5	0
Reception Diag. Center	673	12	0	0	26	0
Total	9,807	93	139	87	92	47

Minumum Security & Re-Entry - Adult FEMALE

	December Ending Count	General Population Vacancies	Programs & Treatment Vacancies	Restricted Housing & Infirmery Vacancies	Down Beds	Held Beds
Madison	651	159	0	0	0	0
Jefferson Co. Re-Entry	69	3	0	0	0	0
Crane House	21	24	0	0	0	0
Total	741	186	0	0	0	0

Medium Security - Adult FEMALE

Rockville	977	16	36	12	0	0
Total	977	16	36	12	0	0

Maximum Security - Adult FEMALE

Women's Prison	690	16	15	2	0	4
Rockville Intake	182	30	0	0	0	0
Total	872	81	15	2	0	4

JAIL BED COUNT

Adult Male	270	N/A	N/A	N/A	N/A	N/A
Adult Female	46	N/A	N/A	N/A	N/A	N/A
Total	316					

Table 1 (Cont.)

JUVENILE OFFENDERS

Juvenile Male

	December Ending Count	General Population Vacancies	Programs & Treatment Vacancies	Restricted Housing & Infirmery Vacancies	Down Beds	Held Beds
Logansport Juvenile Intake/Diagnostic Facility	8	77	0	7	0	0
North Central Juvenile Correctional Facility	116	57	0	0	0	1
Pendleton Juvenile Correctional Facility	201	173	0	7	0	10
Total	325	307	0	14	0	11

Juvenile Female

LaPorte Juvenile Correctional Facility	25	35	0	2	0	0
----------------------------------------	----	----	---	---	---	---

TOTALS

	December Ending Count	General Population Vacancies	Programs & Treatment Vacancies	Restricted Housing & Infirmery Vacancies	Down Beds	Held Beds
GRAND TOTAL FOR ALL ADULT MALES (Includes Jail Bed Count and Contracted Beds)	24,632	517	280	164	677	112
TOTAL FOR ADULT MALES IDOC FACILITIES ONLY	24,294	493	274	164	677	112
GRAND TOTAL FOR ALL ADULT FEMALES (Includes Jail Bed Count and Contracted Beds)	2,636	283	51	14	0	4
TOTAL FOR ADULT FEMALES IDOC FACILITIES ONLY	2,569	256	51	14	0	4
TOTAL FOR JUVENILE MALES	325	307	0	14	0	11
TOTAL FOR JUVENILE FEMALES	25	35	0	2	0	0
GRAND TOTAL FOR THE DEPARTMENT (Includes Jail Bed Count and Contracted Beds)	27,618	1,142	331	194	677	127
GRAND TOTAL FOR THE DEPARTMENT (Excludes Jail Bed Count and Contracted Beds)	27,213	1,091	325	194	677	127

Sources: Planning Division Facility Body Count Report
 Planning Division Juvenile Daily Count Report
 OIS - Jail Bed Count
 Operational Support Services - Vacancy Report

Indiana Department of Correction
Table 2
Operational Capacity Compared to Population, by Facility
January 1, 2020

Minimum Security - Adult MALE					
	November Operational Capacity	December Operational Capacity	December Adjusted Operational Capacity*	December Ending Count	Percent +/- Capacity
Chain O'Lakes	102	102	102	102	0%
Edinburgh	344	344	344	340	-1%
Miami - MCA	204	204	204	196	-4%
New Castle - NCA	204	204	204	204	0%
Pendleton - IRO	220	220	219	216	-1%
Westville - WCA	379	379	374	370	-1%
Wabash Valley - WVA	<u>198</u>	<u>198</u>	<u>198</u>	<u>191</u>	<u>-4%</u>
Total	1,651	1,651	1,645	1,619	-2%

Re-Entry & Work Release - Adult MALE					
Bartholomew Co. Re-Entry	20	20	40	3	-93%
Chain O'Lakes Re-Entry	38	38	37	31	-16%
Lake Co. Re-Entry/M	10	10	10	6	-40%
South Bend Re-Entry	201	201	201	181	-10%
VOA/Hope Hall Re-Entry	20	20	20	17	-15%
Starke Co. PI - TC	<u>48</u>	<u>48</u>	42	42	0
Total	337	337	350	280	-20%

Medium Security - Adult MALE					
Branchville	1,533	1,533	1,473	1,419	-4%
Correctional Industrial	1,495	1,495	1,483	1,476	0%
Indiana State Prison ISO	385	385	382	356	-7%
Plainfield	1,696	1,696	1,590	1,494	-6%
Putnamville	2,510	2,510	2,170	2,154	-1%
Heritage Trail	868	868	865	859	-1%
Westville	2,941	2,941	2,635	2,492	-5%
New Castle	<u>2,431</u>	<u>2,431</u>	<u>2,406</u>	<u>2,406</u>	<u>0%</u>
Total	13,859	13,859	13,004	12,656	-3%

Table 2 (Cont.)

Maximum Security - Adult MALE					
	November Operational Capacity	December Operational Capacity	December Adjusted Operational Capacity*	December Ending Count	Percent +/- Capacity
Miami	2,984	2,984	2,972	2,950	-1%
Indiana State Prison	2,067	2,067	1,995	1,980	-1%
Pendleton	1,449	1,449	1,431	1,416	-1%
Pendleton Treatment Unit	260	260	167	167	0%
ISR Secure Housing Unit	69	69	58	58	0%
New Castle Annex	486	486	450	442	-2%
New Castle Mental Health	128	128	114	114	0%
WCU Secure Housing Unit	110	110	104	104	0%
Wabash Valley	1,785	1,785	1,726	1,718	0%
WVS Secure Housing Unit	216	216	185	185	0%
Reception Diag. Center	<u>695</u>	<u>711</u>	<u>673</u>	<u>673</u>	<u>0%</u>
Total	10,249	10,265	9,875	9,807	-1%

Minumum Security & Re-Entry - Adult FEMALE					
Madison	810	810	810	651	-20%
Jefferson Co. Re-Entry	72	72	72	69	-4%
Crane House	45	45	45	21	-53%
Total	927	927	927	741	-20%

Medium Security - Adult FEMALE					
Rockville	<u>1,041</u>	<u>1,041</u>	<u>993</u>	<u>977</u>	-2%
Total	1,041	1,041	993	977	-2%

Maximum Security - Adult FEMALE					
Women's Prison	727	727	706	690	-2%
Rockville Intake	<u>212</u>	<u>212</u>	<u>182</u>	<u>182</u>	<u>0%</u>
Total	939	939	888	872	-2%

JAIL BED COUNT**					
Adult Male	210	270	270	270	0%
Adult Female	<u>35</u>	<u>46</u>	<u>46</u>	<u>46</u>	<u>0%</u>
Total	245	316	316	316	0%

JUVENILE OFFENDERS					
	Juvenile Male				
Logansport Juvenile Intake/Diagnostic Facility	92	92	8	8	0%
North Central Juvenile Correctional Facility	174	174	173	116	-33%
Pendleton Juvenile Correctional Facility	<u>391</u>	<u>391</u>	<u>374</u>	<u>201</u>	<u>-46%</u>
Total	657	657	555	325	-41%

Table 2 (Cont.)

Juvenile Female

	November Operational Capacity	December Operational Capacity	December Adjusted Operational Capacity*	December Ending Count	Percent +/- Capacity
LaPorte Juvenile Correctional Facility	62	62	60	25	-58%

TOTALS					
	November Operational Capacity	December Operational Capacity	December Adjusted Operational Capacity*	December Ending Count	Percent +/- Capacity
GRAND TOTAL FOR ALL ADULT MALES (Includes Jail Bed Count and Contracted Beds)	26,306	26,382	25,144	24,632	-2%
TOTAL FOR ADULT MALES IDOC FACILITIES ONLY	25,998	26,014	24,762	24,294	-2%
GRAND TOTAL FOR ALL ADULT FEMALES (Includes Jail Bed Count and Contracted Beds)	2,942	2,953	2,854	2,636	-8%
TOTAL FOR ADULT FEMALES IDOC FACILITIES ONLY	2,862	2,862	2,763	2,569	-7%
TOTAL FOR JUVENILE MALES	657	657	555	325	-41%
TOTAL FOR JUVENILE FEMALES	62	62	60	25	-58%
GRAND TOTAL FOR THE DEPARTMENT (Includes Jail Bed Count** and Contracted Beds)	29,967	30,054	28,613	27,618	-3%
GRAND TOTAL FOR THE DEPARTMENT (Excludes Jail Bed Count and Contracted Beds)	29,579	29,595	28,140	27,213	-3%

*Adjusted Operational Capacity includes Intake Beds and excludes Down, Held, and Segregation/Infirmary, and Program/Treatment Hold Beds.
 **Jail Bed Counts - IDOC offender Jail Bed holding is demand-based, therefore Jail Bed Percent Capacity is always 0%. Jail Bed Operational Capacity is determined by each county's availability and fluctuates from month to month.

Sources: Planning Division Facility Body Count Report
 Planning Division Juvenile Daily Count Report
 OIS - Jail Bed Count
 Operational Support Services - Vacancy Report

Indiana Department of Correction
Table 3
Facility Population on the First Day of Each Month
(Excludes County Jail "Back-ups" & Contracted Beds)

	Adult	Adult	Juvenile	Juvenile	
<u>2019</u>	<u>Male</u>	<u>Female</u>	<u>Male</u>	<u>Female</u>	<u>Total</u>
January	23,970	2,500	365	38	26,873
February	23,876	2,481	382	41	26,780
March	23,963	2,481	386	40	26,870
April	24,030	2,488	383	44	26,945
May	24,103	2,522	372	34	27,031
June	24,138	2,549	360	36	27,083
July	24,181	2,596	355	34	27,166
August	24,186	2,574	367	43	27,170
September	24,285	2,630	373	39	27,327
October	24,264	2,614	376	39	27,293
November	24,274	2,582	368	39	27,263
December	24,259	2,564	360	28	27,211
	Adult	Adult	Juvenile	Juvenile	
<u>2020</u>	<u>Male</u>	<u>Female</u>	<u>Male</u>	<u>Female</u>	<u>Total</u>
January	24,294	2,569	325	25	27,213

Source: Research Division Juvenile Daily Count Report

Indiana Department of Correction
Table 4
Parole Caseload on January 06, 2020

<u>Parole District</u>	Indiana Parolees		Other Jurisdiction		<u>Total</u>
	<u>Adult</u>	<u>Adult</u>	<u>Adult</u>	<u>Adult</u>	
	<u>Male</u>	<u>Female</u>	<u>Male</u>	<u>Female</u>	
<i>Interstate Compact (PD0)*</i>	387	34	443	55	919
	<u>District Supervision Breakdown as follows:</u>				
Re-Entry Parole (PD1)	313	41	30	3	387
Fort Wayne (PD2)	582	58	31	3	674
Indianapolis (PD3)	1206	111	80	4	1,401
Evansville (P4A)	384	47	41	10	482
Terre Haute (P4B)	417	46	19	1	483
Bloomington (PD5)	320	47	25	6	398
Gary (PD6)	381	24	73	6	484
New Castle (PD7)	599	109	38	8	754
South Bend (PD8)	570	54	69	9	702
Madison (PD9)	271	54	37	5	367
Total	5,430	625	443	55	6,553

Total Parole Population on the First Day of Each Month

<u>Calendar Year 2020</u>	Indiana Parolees		Other Jurisdiction		<u>Total</u>
	<u>Adult</u>	<u>Adult</u>	<u>Adult</u>	<u>Adult</u>	
	<u>Male</u>	<u>Female</u>	<u>Male</u>	<u>Female</u>	
January	5,430	625	443	55	6,553

** Includes Indiana parolees who are serving their parole in another state, as well as offenders from other States being supervised in Indiana (Interstate Compact)*

Sources: Juvenile Services
Parole Division



Adult Offender Statistics



Indiana Department of Correction
Table 5
Monthly Admissions and Releases- Adult Offenders
(Includes County Jail "Back-ups" & Contracted Beds)
December 2019

Admissions	Male	Female	Total
New Commitments	316	69	385
Parole Violators - New Commits	24	0	24
Parole Violators - Technical	145	12	157
Unsentenced (Safekeepers)	4	1	5
Return from Esc - Sec/NonSec Facility	0	0	0
Return from Escape - Non-Secure Facility	1	0	1
Return from Escape - CTP Absconds	0	0	0
Court Supervision Violators - New Commits	83	13	96
Court Supervision Violators - Technical	170	23	193
Return from CTP - New Commits	0	0	0
Return from CTP - Technical	14	0	14
Unknown (Missing Data)	0	0	0
Total Admissions	757	118	875

Releases	Male	Female	Total
Parole	381	58	439
Probation	244	55	299
Escape Secure Facility	0	0	0
Walk-Away - Non-Secure Facility	1	0	1
Discharged	100	14	114
Unsentenced Discharged	0	0	0
Other (i.e. Death)	4	0	4
Community Transition Program (CTP)	84	22	106
CTP Absconds	1	0	1
Unknown (Missing Data)	0	0	0
Total Releases	815	149	964

Of the 316 new commitments of male felons, 152 (48.1%) had a prior commitment.

Of the 61 new commitments of female felons, 20 (29.0%) had a prior commitment.

Effective July 1, 1998, misdemeanants are to be committed to DOC only under special circumstances (IC 11-12-6)

Sources: SAS-prsadm8.pgm, SAS - prisrel8.pgm

Indiana Department of Correction
Table 6
New Admissions by County of Commitment - Adult Offenders

December 2019														December 2019														
County	Felony Level												Total	County	Felony Level												Total	
	Murder	FA	FB	FC	FD	F1	F2	F3	F4	F5	F6	Other*			Murder	FA	FB	FC	FD	F1	F2	F3	F4	F5	F6	Other*		
Adams	0	0	1	0	0	0	0	0	1	7	0	0	9	Madison	0	0	4	0	1	0	1	4	5	9	9	0	33	
Allen	0	0	1	2	1	0	0	10	5	23	8	0	50	Marion	1	1	5	0	1	1	8	27	25	45	5	0	119	
Bartholomew	0	0	0	0	0	0	0	0	3	1	2	0	6	Marshall	0	0	0	0	0	1	2	4	5	8	0	0	20	
Benton	0	0	0	0	0	0	0	0	0	0	0	0	0	Martin	0	0	0	0	0	0	0	0	0	0	0	0	0	
Blackford	0	0	0	0	0	0	0	0	0	0	0	0	0	Miami	0	0	1	0	0	0	0	0	0	1	0	0	2	
Boone	0	0	0	0	0	0	0	1	0	1	1	0	3	Monroe	0	0	0	0	0	0	1	0	2	5	4	0	12	
Brown	0	0	0	0	0	0	0	0	0	1	1	0	2	Montgomery	0	0	1	0	0	0	0	1	0	3	3	0	8	
Carroll	0	0	0	0	0	0	0	0	0	1	1	0	2	Morgan	0	0	0	0	0	0	0	2	2	2	1	0	7	
Cass	0	0	0	0	0	0	1	1	0	3	0	0	3	Newton	0	0	0	0	0	0	0	0	0	1	1	0	2	
Clark	0	0	0	0	0	0	0	0	0	1	1	0	2	Noble	0	0	0	0	0	0	0	0	1	3	2	0	6	
Clay	0	0	0	0	0	1	0	0	0	0	0	0	1	Ohio	0	0	0	1	0	0	0	0	0	0	0	0	1	
Clinton	0	0	1	0	0	0	0	0	2	4	1	0	8	Orange	0	0	0	0	0	0	2	0	1	2	0	0	5	
Crawford	0	0	0	0	0	0	0	0	0	0	0	0	0	Owen	0	0	0	0	0	0	0	0	0	1	0	0	1	
Daviess	0	0	0	0	0	0	1	0	0	0	0	0	1	Parke	0	0	0	0	0	0	1	0	1	0	1	0	3	
Dearborn	0	0	0	3	0	0	0	1	0	3	0	0	7	Perry	0	0	0	0	0	0	0	1	1	0	0	0	2	
Decatur	0	1	0	0	0	0	0	0	3	0	3	0	7	Pike	0	0	0	0	0	0	1	1	0	1	0	1	4	
DeKalb	0	0	0	0	0	0	0	1	2	1	0	0	4	Porter	0	0	0	0	0	0	0	0	1	4	0	0	5	
Delaware	0	0	0	0	1	0	0	0	1	1	0	0	3	Posey	0	0	0	0	0	0	0	0	1	0	0	0	1	
Dubois	0	0	0	0	0	0	0	0	1	0	0	0	1	Pulaski	0	0	0	0	0	0	0	0	0	1	0	0	1	
Elkhart	0	0	3	2	1	1	1	3	5	12	6	0	34	Putnam	0	0	0	0	0	0	0	0	1	0	0	0	1	
Fayette	0	0	1	0	0	0	0	2	2	0	0	0	5	Randolph	0	0	1	0	0	1	0	0	1	1	0	0	4	
Floyd	0	0	0	0	0	0	0	0	0	3	0	0	3	Ripley	0	0	1	0	0	0	1	0	1	1	3	0	7	
Fountain	0	0	0	0	0	0	0	0	0	0	0	0	0	Rush	0	0	0	0	0	0	0	0	0	0	0	0	0	
Franklin	0	0	0	0	0	0	0	1	0	0	0	0	1	St. Joseph	0	0	1	2	0	1	0	1	1	4	3	0	13	
Fulton	0	0	0	0	0	0	0	0	0	0	0	0	0	Scott	0	0	0	0	0	0	0	0	1	2	0	0	3	
Gibson	0	0	0	0	0	0	0	0	1	1	0	0	2	Shelby	0	0	0	0	0	1	0	0	1	3	2	0	7	
Grant	2	0	0	0	0	0	0	0	1	3	0	0	6	Spencer	0	0	0	0	0	0	0	0	0	0	1	0	1	
Greene	0	0	0	0	0	0	2	0	0	1	0	0	3	Starke	0	0	0	0	0	0	0	0	0	0	0	0	0	
Hamilton	0	0	0	0	0	1	0	0	0	5	3	0	9	Steuben	0	0	0	0	0	0	0	1	0	0	1	0	2	
Hancock	0	0	1	0	0	0	2	4	2	3	0	0	12	Sullivan	0	0	0	0	0	0	0	0	0	0	0	0	0	
Harrison	0	0	0	0	0	0	0	0	0	2	1	0	3	Switzerland	0	0	0	0	0	0	1	0	0	1	0	0	2	
Hendricks	0	0	0	0	0	0	1	2	1	2	0	0	6	Tippecanoe	0	1	0	0	1	0	0	0	1	7	1	0	11	
Henry	0	0	0	0	0	0	0	0	0	5	3	0	8	Tipton	0	0	0	0	0	1	0	0	0	0	0	0	1	
Howard	1	0	0	0	0	0	2	0	3	0	0	0	6	Union	0	0	0	0	0	0	0	0	0	0	0	0	0	
Huntington	0	0	0	0	0	0	0	1	0	1	0	0	2	Vanderburgh	0	0	0	0	0	0	1	3	2	19	2	0	27	
Jackson	0	0	1	0	0	1	0	0	2	5	0	0	9	Vermillion	0	0	0	0	0	0	1	0	0	4	3	0	8	
Jasper	0	0	0	0	0	0	0	0	1	0	0	0	1	Vigo	0	0	0	0	0	0	1	1	4	4	1	0	11	
Jay	0	0	0	0	0	0	0	0	6	5	3	0	14	Wabash	0	0	0	0	0	0	0	0	1	1	0	0	2	
Jefferson	0	0	0	0	0	0	0	2	1	2	0	0	5	Warren	0	0	0	0	0	0	0	0	0	1	0	0	1	
Jennings	0	0	0	0	0	0	0	0	0	0	0	0	0	Warrick	0	0	0	0	0	0	0	1	0	1	0	0	2	
Johnson	0	0	0	1	0	0	1	1	3	4	4	1	15	Washington	0	0	0	0	0	0	1	0	1	2	0	0	4	
Knox	0	0	0	0	0	0	0	0	0	0	0	0	0	Wayne	0	0	1	0	0	0	0	0	0	2	0	0	3	
Kosciusko	1	0	0	0	0	0	0	0	1	4	2	0	8	Wells	0	0	0	0	0	0	0	1	0	3	4	0	8	
LaGrange	0	0	0	0	0	0	0	0	0	0	0	0	0	White	0	0	0	0	0	0	0	1	0	0	0	0	1	
Lake	2	0	0	0	0	2	1	2	3	11	0	0	21	Whitley	0	0	0	0	0	0	0	0	1	0	1	0	2	
LaPorte	1	0	1	1	0	1	1	6	4	11	0	0	26	Unknown	0	0	0	0	0	0	0	0	0	0	0	0	1	1
Lawrence	0	1	0	0	0	0	0	0	2	5	0	0	8	Totals	8	4	25	12	6	13	35	86	119	270	94	2	674	

Data based on Most Serious Offense and includes only New- and Recommittments.
Parole violators are not included.
Other may include missing, habitual offense, contempt of court, or misdemeanor.
***Unknown** represents offenders who were sentenced to DOC, but County of Commitment data was unavailable.
Source: Prsadm7.pgm

Indiana Department of Correction

Table 7

Release Type by County of Commitment - Adult Offenders

December 2019

County	Release Type				Total	County	Release Type				Total
	Parole	Probation	Discharged	CTP			Parole	Probation	Discharged	CTP	
Adams	0	0	0	1	1	Madison	32	11	4	5	52
Allen	29	17	3	9	58	Marion	102	61	37	14	214
Bartholomew	7	2	1	3	13	Marshall	2	3	1	2	8
Benton	1	1	0	0	2	Martin	0	0	0	0	0
Blackford	0	2	2	0	4	Miami	1	0	0	0	1
Boone	1	0	2	0	3	Monroe	7	2	2	0	11
Brown	1	0	0	0	1	Montgomery	1	2	1	0	4
Carroll	1	1	0	0	2	Morgan	1	0	0	1	2
Cass	2	0	2	5	9	Newton	1	0	0	0	1
Clark	3	4	1	0	8	Noble	2	2	1	0	5
Clay	3	3	2	0	8	Ohio	0	2	0	0	2
Clinton	3	3	2	3	11	Orange	3	1	0	0	4
Crawford	0	1	0	0	1	Owen	0	0	0	0	0
Daviess	2	4	0	1	7	Parke	1	0	0	0	1
Dearborn	7	14	1	0	22	Perry	1	0	0	0	1
Decatur	2	4	1	4	11	Pike	1	0	0	0	1
DeKalb	4	0	0	3	7	Porter	8	2	0	1	11
Delaware	4	2	2	1	9	Posey	3	0	0	0	3
Dubois	1	3	0	0	4	Pulaski	2	1	0	1	4
Elkhart	14	13	2	5	34	Putnam	3	0	0	0	3
Fayette	5	3	1	4	13	Randolph	1	0	0	1	2
Floyd	3	3	1	0	7	Ripley	2	2	1	0	5
Fountain	3	0	0	1	4	Rush	3	1	0	0	4
Franklin	1	3	1	0	5	St. Joseph	12	10	0	7	29
Fulton	2	0	0	0	2	Scott	1	2	2	0	5
Gibson	4	3	0	1	8	Shelby	5	2	2	1	10
Grant	5	5	1	3	14	Spencer	1	1	1	0	3
Greene	3	4	0	1	8	Starke	1	0	0	0	1
Hamilton	5	6	0	0	11	Steuben	5	0	0	0	5
Hancock	1	3	0	1	5	Sullivan	0	2	0	1	3
Harrison	1	5	0	0	6	Switzerland	1	1	0	0	2
Hendricks	3	0	1	0	4	Tippecanoe	7	19	0	2	28
Henry	2	0	2	3	7	Tipton	0	0	0	0	0
Howard	4	3	2	3	12	Union	0	0	0	0	0
Huntington	4	3	1	0	8	Vanderburgh	25	6	3	3	37
Jackson	4	2	3	0	9	Vermillion	1	0	1	1	3
Jasper	5	0	0	0	5	Vigo	1	6	1	3	11
Jay	2	1	2	1	6	Wabash	1	2	0	0	3
Jefferson	5	1	1	3	10	Warren	0	0	0	0	0
Jennings	6	3	4	0	13	Warrick	2	1	0	0	3
Johnson	11	9	1	0	21	Washington	2	1	0	0	3
Knox	2	0	0	1	3	Wayne	9	3	6	3	21
Kosciusko	0	6	2	0	8	Wells	2	3	2	1	8
LaGrange	1	2	2	0	5	White	1	1	0	0	2
Lake	11	6	1	2	20	Whitley	0	3	0	0	3
LaPorte	2	1	1	0	4	Unknown	0	0	0	0	0
Lawrence	5	0	1	0	6	Totals	439	299	114	106	958

This data excludes Temporary Moves, Safekeepers, Predispositions, Escapes, Deaths, releases from CTP and releases from Out of State Parole.

**Unknown" represents offenders who were sentenced to DOC, but County of Commitment data was unavailable.

Source: prisrel7.pgm

Indiana Department of Correction

Table 8

The Number of Department of Correction Offenders Held in County Jails*

December 31, 2019.

<u>County</u>	<u>Adult Male</u>	<u>Adult Female</u>	<u>County</u>	<u>Adult Male</u>	<u>Adult Female</u>	<u>County</u>	<u>Adult Male</u>	<u>Adult Female</u>
Adams	0	2	Hendricks	4	1	Pike	1	0
Allen	26	1	Henry**	0	0	Porter	11	1
Bartholomew	1	1	Howard	3	0	Posey	0	1
Benton	0	0	Huntington	0	0	Pulaski**	1	0
Blackford**	1	0	Jackson	2	0	Putnam**	1	0
Boone	1	0	Jasper	0	0	Randolph	0	0
Brown	0	0	Jay	5	0	Ripley	4	0
Carroll	2	0	Jefferson	1	0	Rush	0	0
Cass	2	2	Jennings	0	1	St. Joseph	1	0
Clark	6	0	Johnson	5	0	Scott	0	1
Clay	0	0	Knox**	0	0	Shelby	0	0
Clinton	4	1	Kosciusko	0	0	Spencer**	5	2
Crawford**	0	0	LaGrange	0	0	Starke	0	0
Daviess	1	0	Lake	17	0	Steuben	13	0
Dearborn	2	0	LaPorte	5	5	Sullivan	0	0
Decatur	3	1	Lawrence	3	0	Switzerland	2	0
DeKalb	1	0	Madison	3	3	Tippecanoe	8	0
Delaware	1	0	Marion	23	4	Tipton	0	0
Dubois	0	0	Marshall	9	7	Union	0	0
Elkhart	17	3	Martin	0	0	Vanderburgh	13	2
Fayette	5	0	Miami	4	1	Vermillion	0	0
Floyd	5	0	Monroe	4	0	Vigo	1	0
Fountain	1	0	Montgomery	1	0	Wabash	0	0
Franklin	0	0	Morgan	4	2	Warren	0	0
Fulton	0	0	Newton	0	0	Warrick	0	0
Gibson	2	0	Noble	2	0	Washington	1	1
Grant	9	1	Ohio	0	0	Wayne	4	1
Greene	1	0	Orange**	0	1	Wells**	5	0
Hamilton	2	0	Owen	1	0	White	1	0
Hancock	2	0	Parke	3	0	Whitley	2	0
Harrison**	2	0	Perry	0	0	Total	270	46

* Data is based on known frequencies reported by the counties; some county data may be missing

** County Jail Substance Abuse Programs

Source: Offender Movement□

Indiana Department of Correction
Table 9
Community Transition Program
Average Daily Populations

<u>Month</u>	<u>2015</u>	<u>2016</u>	<u>2017</u>	<u>2018</u>	<u>2019</u>
January	457	518	465	392	382
February	442	480	475	402	379
March	468	492	475	411	372
April	529	518	481	441	376
May	549	499	487	443	396
June	539	469	481	398	379
July	539	491	445	386	393
August	559	496	421	395	336
September	538	509	400	387	330
October	564	478	385	384	324
November	528	470	389	366	323
December	<u>522</u>	<u>461</u>	<u>372</u>	<u>381</u>	<u>339</u>
YEARLY AVERAGE	519	490	440	399	361

Source: CTP Database and OIS Warmbody

Indiana Department Of Correction
Table 10
Community Transition Program
December 2019 Release Information (Felony Level A-D)

Total number of offenders eligible to be released =		193
Felony A and B total =	146	
Felony C total =	43	
Felony D total =	1	
Murder =	3	
Total number of offenders transitioned to counties for CTP =		29
By default (lack of response from judge)		
Felony A or B =	0	
Felony C =	2	
Felony D =	0	
By approval by court order from judge		
Felony A or B =	23	
Felony C =	4	
Felony D =	0	
Murder =	0	
Total number of offenders transitioned to counties then returned to DOC due to refusal (court ordered denial upon receipt of offender) =		0
Total number of court ordered denials =		103
Felony A or B =	70	
Felony C =	31	
Felony D =	1	
Murder =	1	
Total number of Felony A or B, or Murder denials by default (no response from judge) =		37
Total number of offenders who became ineligible after eligibility determined but prior to CTP commencement date (reasons include change in Earliest Possible Release Date, change in warrant status, released to probation or to parole, other miscellaneous) =		24
Felony A or B =	18	
Felony C =	6	
Felony D =	0	
Murder =	0	

Source: SAS - CTP2 Adms

Indiana Department Of Correction
Table 10
Community Transition Program
December 2019 Release Information (Felony Level 1-6)

Total number of offenders eligible to be released =		287
Felony 1 and 2 total =	7	
Felony 3 and 4 total =	92	
Felony 5 and 6 total =	188	
Total number of offenders transitioned to counties for CTP =		78
By default (lack of response from judge)		
Felony 1 and 2 total =	0	
Felony 3 and 4 total =	0	
Felony 5 and 6 total =	20	
By approval by court order from judge		
Felony 1 and 2 total =	1	
Felony 3 and 4 total =	25	
Felony 5 and 6 total =	32	
Total number of offenders transitioned to counties then returned to DOC due to refusal (court ordered denial upon receipt of offender) =		0
Total number of court ordered denials =		142
Felony 1 and 2 total =	5	
Felony 3 and 4 total =	36	
Felony 5 and 6 total =	101	
Total number of Felony 1 or 2 denials by default (no response from judge) =		1
Total number of offenders who became ineligible after eligibility determined but prior to CTP commencement date (reasons include change in Earliest Possible Release Date, change in warrant status, released to probation or to parole, other miscellaneous) =		46
Felony 1 and 2 total =	0	
Felony 3 and 4 total =	11	
Felony 5 and 6 total =	35	

Indiana Department of Correction
Table 11
Total Number of Felony Offenses
Committed to the Indiana Department of Correction

December 2019

Felony Level	Primary Offense	Secondary Offense	Dec-19		This Calendar Year	
			SEX		SEX	
			F	M	F	M
A Felony	Attempt to Commit a Felony (35-41-5-1)	Child Molesting (35-42-4-3)	-	-	-	1
	Burglary (35-43-2-1)		-	1	-	8
	Child Molesting (35-42-4-3)		-	3	5	51
	Criminal Deviate Conduct (35-42-4-2)		-	-	-	1
	Dealing Cocaine or Narcotic Drug (35-48-4-1)		-	-	1	35
	Dealing Methamphetamine (35-48-4-1.1)		-	-	5	3
	Dealing Sched I, II, or III Contrl Sub (35-48-4-2)		-	-	2	5
	Possession of Cocaine or Narcotic Drug (35-48-4-6)		-	-	-	1
	Rape (35-42-4-1)		-	-	-	3
	Robbery (35-42-5-1)		-	-	-	3
	Voluntary Manslaughter (35-42-1-3)		1	-	1	3
A Felony Total			1	4	14	114

Felony Level	Primary Offense	Secondary Offense	Dec-19		This Calendar Year	
			SEX		SEX	
			F	M	F	M
B Felony	Aggravated Battery (35-42-2-1.5)		-	-	1	7
	Arson (35-43-1-1)		-	-	-	5
	Battery (35-42-2-1)		-	-	-	3
	Burglary (35-43-2-1)		-	9	10	138
	Carjacking (35-42-5-2)		-	2	-	4
	Child Molesting (35-42-4-3)		-	1	-	23
	Criminal Confinement (35-42-3-3)		-	1	-	4
	Criminal Deviate Conduct (35-42-4-2)		-	-	-	3
	Dealing Cocaine or Narcotic Drug (35-48-4-1)		-	7	7	86
	Dealing Methamphetamine (35-48-4-1.1)		-	4	25	74
	Dealing Sched I, II, or III Contrl Sub (35-48-4-2)		-	2	22	33
	Dealing Sched IV Contrl Sub (35-48-4-3)		-	-	1	1
	Felon in Possession of a Firearm (35-47-4-5)		-	-	1	13
	Incest (35-46-1-3)		-	1	-	4
	Neglect of a Dependent (35-46-1-4)		-	-	2	2
	Operating Vehicle Intoxicated/Death (9-30-5-5)		-	1	-	3
	Possession Methamphetamine (35-48-4-6.1)		-	1	1	6
	Possession of Cocaine or Narcotic Drug (35-48-4-6)		-	-	2	4
	Prisoner Poss. Dang Device/Material (35-44-3-9.5)		-	-	-	1
	Rape (35-42-4-1)		-	-	-	5
	Robbery (35-42-5-1)		-	8	5	74
	Sexual Misconduct with a Minor (35-42-4-9)		-	-	1	20
	B Felony Total				0	37

Felony Level	Primary Offense	Secondary Offense	Dec-19		This Calendar Year			
			SEX		SEX			
			F	M	F	M		
C Felony	Attempt to Commit a Felony (35-41-5-1)	Robbery (35-42-5-1)	-	2	-	2		
	Battery (35-42-2-1)		-	3	1	21		
	Burglary (35-43-2-1)		-	-	1	53		
	Child Exploitation (35-42-4-4)		-	-	-	1		
	Child Molesting (35-42-4-3)		-	3	-	63		
	Conspiracy (35-41-5-2)		-	-	-	3		
	Corrupt Business Influence (35-45-6-2)		-	-	-	5		
	Criminal Confinement (35-42-3-3)		-	1	-	2		
	Criminal Recklessness (35-42-2-2)		-	-	1	3		
	Dangerous Control of a Handgun (35-47-10-6)		-	-	-	1		
	Dealing Cocaine or Narcotic Drug (35-48-4-1)		-	-	-	1		
	Dealing Marijuana, Hash Oil, or Hashish (35-48-4-10)		-	-	-	2		
	Dealing Sched IV Controlled Substance (35-48-4-3)		-	-	1	3		
	Driving After Forfeiture (9-12-3-2)		-	-	-	1		
	Escape/Failure to Return (35-44-3-5)		-	-	-	1		
	Failure to Register as a Sex Offender (11-8-8-17)		-	-	-	2		
	Firearm w/in One Mile of School (35-47-2-1)		-	2	-	4		
	Forgery (35-43-5-2)		-	2	5	29		
	Fraud on Financial Institution (35-43-5-8)		-	-	-	3		
	Handgun Violation (35-47-2-7)		-	-	-	3		
	Incest (35-46-1-3)		-	-	-	1		
	Intimidation (35-45-2-1)		-	-	-	1		
	Neglect of a Dependent (35-46-1-4)		-	-	2	2		
	Non-Support of Dependent Child (35-46-1-5)		-	3	1	51		
	Oper Veh Intox Prev Conv (9-30-5-2)		-	-	1	-		
	Operating Vehicle w/Lifetime Suspension (9-30-10-17)		-	1	-	10		
	Operating Vehicle-Habitual Violation (9-30-10-16)		-	-	-	2		
	Possession Methamphetamine (35-48-4-6.1)		-	-	1	2		
	Possession of Cocaine or Narcotic Drug (35-48-4-6)		-	-	1	5		
	Possession of Controlled Substance (35-48-4-7)		-	-	2	1		
	Possession of Precursors (35-48-4-14.5)		-	-	-	2		
	Reckless Homicide (35-42-1-5)		-	-	-	1		
	Robbery (35-42-5-1)		-	-	1	19		
	Sexual Misconduct with a Minor (35-42-4-9)		-	-	-	9		
	Trafficking with an Inmate (35-44-3-9)		-	-	-	1		
	Welfare Fraud (35-43-5-7)		-	-	3	-		
	C Felony Total				0	17	21	310

Felony Level	Primary Offense	Secondary Offense	Dec-19		This Calendar Year	
			SEX		SEX	
			F	M	F	M
D Felony	Assisting a Criminal (35-44-3-2)		-	-	1	-
	Attempt to Commit a Felony (35-41-5-1)	Theft, Receiving Stolen Property (35-43-4-2)	-	-	-	1
	Auto Theft, Receiving Stolen Parts (35-43-4-2.5)		-	3	-	10
	Battery (35-42-2-1)		-	-	1	3
	Battery by Bodily Waste (35-42-2-6)		-	-	3	1
	Check Fraud (35-43-5-12)		-	-	1	3
	Child Exploitation (35-42-4-4)		-	-	-	2
	Child Pornography (35-42-4-4)		-	-	-	1
	Criminal Confinement (35-42-3-3)		-	-	-	3
	Criminal Mischief (35-43-1-2)		-	-	1	-
	Criminal Recklessness (35-42-2-2)		-	-	1	7
	Dealing Marijuana, Hash Oil, or Hashish (35-48-4-10)		-	-	-	1
	Dealing/Poss. Look-Alike Subs (35-48-4-11.5)		-	-	1	-
	Domestic Battery (35-42-2-1.3)		-	-	-	1
	Driving While Intoxicated/Injury (9-11-2-4)		-	-	-	2
	Driving While Suspended/Oper Veh HTV (9-30-10-16)		-	-	2	4
	Exploit Endangered Adult (35-46-1-12)		-	-	-	1
	Fail to Stop Accident w/Injury (9-26-1-1)		-	-	1	2
	Failure to Appear (35-44-3-6)		-	1	-	2
	Failure to Register as a Sex Offender (11-8-8-17)		-	-	-	1
	Failure to Return to Lawful Detention (35-44-3-5)		-	1	-	6
	Fraud (35-43-5-4)		-	-	-	1
	Identity Deception (35-43-5-3.5)		-	-	-	1
	Intimidation (35-45-2-1)		-	-	2	1
	Involuntary Manslaughter (35-42-1-4)		-	-	-	1
	Maintaining a Common Nuisance (35-48-4-13)		-	1	3	11
	Neglect of a Dependent (35-46-1-4)		-	-	-	2
	Non-Support of a Child (35-46-1-5)		1	2	2	30
	Obstruction of Justice (35-44-3-4)		-	-	1	-
	Operating Vehicle Intox-Prior (9-30-5-3)		-	1	3	7
	Operating Vehicle Intoxicated-Endanger (9-30-5-2)		-	-	-	3
	Poss. of Marijuana, Hash Oil, or Hashish (35-48-4-11)		-	2	1	10
	Possession - Syringe/Needle (16-42-19-18)		-	-	2	1
	Possession of Cocaine or Narcotic Drug (35-48-4-6)		-	-	3	11
	Possession of Controlled Substance (35-48-4-7)		-	1	3	11
	Possession of Meth(35-48-4-6.1)		-	1	2	8
	Possession of Precursors (35-48-4-14.5)		-	2	-	7
	Possession/Use of Legend Drug (16-42-19-13)		-	-	1	-
	Residential Entry (35-43-2-1.5)		-	-	1	2
	Resisting Law Enforcement (35-44-3-3)		-	2	2	14
	Resisting Law Enforcement, Vehicle (35-44.1-3-1A)		-	-	-	1
	Sexual Battery (35-42-4-8)		-	-	-	6
	Sexual Misconduct with a Minor (35-42-4-9)		-	-	-	2
	Strangulation (35-42-2-9)		-	-	-	3
	Theft, Receiving Stolen Property (35-43-4-2)		-	-	9	72
	Vicarious Sexual Gratification (35-42-4-5)		-	-	-	1
	Welfare Fraud (35-43-5-7)		-	-	-	4
D Felony Total			1	17	47	261

Felony Level	Primary Offense	Secondary Offense	Dec-19		This Calendar Year	
			SEX		SEX	
			F	M	F	M
Level 1 Felony	Aggravated Battery (35-42-2-1.5)		-	2	-	5
	Aiding, Inducing or Causing an Offense (35-41-2-4)	Child Molesting (35-42-4-3)	1	-	1	-
	Attempted Murder (35-42-1-1(1))		-	3	-	8
	Attempt to Commit a Felony (35-41-5-1)		-	-	-	1
		Child Molesting (35-42-4-3)	-	-	-	1
		Murder (35-42-1-1)	-	3	2	35
	Burglary (35-43-2-1)		-	-	-	6
	Child Molesting (35-42-4-3)		1	8	3	139
	Conspiracy (35-41-5-2)	Murder (35-42-1-1)	-	-	-	1
	Criminal Gang Enhancement (35-50-2-15)		-	1	-	2
	Firearm Enhancement (35-50-2-11)		-	-	-	1
	Neglect of a Dependent/Death (35-46-1-4)		-	-	5	4
	Rape (35-42-4-1)		-	1	-	11
	Sex Misconduct w/ Minor (35-42-4-9)		-	-	-	2
Level 1 Felony Total			2	18	11	216

Felony Level	Primary Offense	Secondary Offense	Dec-19		This Calendar Year	
			SEX		SEX	
			F	M	F	M
Level 2 Felony	Aiding, Inducing or Causing an Offense (35-41-2-4)	Dealing Cocaine or Narcotic Drug (35-48-4-1)	-	-	1	-
		Robbery (35-42-5-1)	-	-	-	1
	Arson (35-43-1-1)		-	-	1	-
	Attempt to Commit a Felony (35-41-5-1)	Pharmacy Robbery (35-42-5-1)	-	1	-	1
		Robbery (35-42-5-1)	-	-	2	6
		Voluntary Manslaughter (35-42-1-3)	-	-	-	1
	Battery (35-42-2-1)		-	-	-	3
	Burglary (35-43-2-1)		-	3	2	26
	Child Molesting (35-42-4-3)		-	-	-	2
	Conspiracy (35-41-5-2)	Burglary (35-43-2-1)	-	-	-	4
		Dealing Cocaine or Narcotic Drug (35-48-4-1)	-	-	-	1
		Dealing Methamphetamine (35-48-4-1.1)	-	-	1	4
		Robbery (35-42-5-1)	-	-	3	2
	Criminal Confinement (35-42-3-3)		-	-	1	2
	Dealing Cocaine or Narcotic Drug (35-48-4-1)		-	6	7	102
	Dealing Methamphetamine (35-48-4-1.1)		6	15	78	222
	Dealing Sched I, II, or III Cntrl Sub (35-48-4-2)		-	-	-	6
	Dom. Batt. Rslt in Dth of a Minor under 14 (35-42-2-1.3A)		-	-	-	1
	Manufacturing Methamphetamine (35-42-4-5)		-	-	-	1
	Resisting Law Enforcement (35-44.1-3-1)		-	-	-	1
	Robbery (35-42-5-1)		-	-	4	23
	Voluntary Manslaughter (35-42-1-3)		2	3	7	30
Level 2 Felony Total			8	28	107	439

Felony Level	Primary Offense	Secondary Offense	Dec-19		This Calendar Year	
			SEX		SEX	
			F	M	F	M
Level 3 Felony	Accident/Failure to Stop-Serious Inj/Death (9-26-1-1.1)		-	-	-	4
	Aggravated Battery (35-42-2-1.5)		2	9	13	104
		Firearm Enhancement (35-50-2-11)	-	-	-	1
	Aiding, Inducing or Causing an Offense (35-41-2-4)	Aggravated Battery (35-42-2-1.5)	-	-	-	2
		Dealing Cocaine or Narcotic Drug (35-48-4-1)	-	-	-	1
		Dealing Methamphetamine (35-48-4-1.1)	-	-	1	1
		Robbery (35-42-5-1)	-	1	1	7
	Arson (35-43-1-1)		-	-	-	1
	Attempt to Commit a Felony (35-41-5-1)	Aggravated Battery (35-42-2-1.5)	-	1	-	4
		Kidnapping (35-42-3-2)	-	-	-	1
		Rape (35-42-4-1)	-	-	-	5
		Robbery (35-42-5-1)	1	3	3	14
	Battery (35-42-2-1)		-	2	1	16
	Burglary (35-43-2-1)		-	4	3	17
	Child Molesting (35-42-4-3)		-	7	-	43
	Conspiracy (35-41-5-2)	Burglary (35-43-2-1)	-	-	-	1
		Dealing Methamphetamine (35-48-4-1.1)	-	-	2	2
		Robbery (35-42-5-1)	1	-	1	5
	Criminal Confinement (35-42-3-3)		-	8	3	61
	Dealing Cocaine or Narcotic Drug (35-48-4-1)		-	4	12	103
	Dealing Methamphetamine (35-48-4-1.1)		7	11	60	170
	Dealing Sched I, II, or III Cntrl Sub (35-48-4-2)		-	-	6	9
	Dealing Sched IV Cntrl Sub (35-48-4-3)		-	-	-	4
	Dealing in Sub that Results in Death (35-42-1-1.5)		1	-	1	-
	Disarm/Attempt to Disarm an Officer (35-44.1-3-2)		-	-	-	1
	Domestic Battery SBI Under 14 (35-42-2-1.3A)		-	1	-	3
	Human Sexual Trafficking (35-42-3.5-1)		1	1	1	2
	Kidnapping (35-42-3-2)		-	1	-	13
	Manufacturing Meth (35-48-4-1.2)		-	-	-	2
	Neglect of a Dependent/Death (35-46-1-4)		-	1	21	14
	Possession of Cocaine or Narcotic Drug (35-48-4-6)		-	1	3	13
	Possession of Meth (35-48-4-6.1)		2	6	26	69
	Rape (35-42-4-1)		-	4	-	56
	Resisting Law Enforcement (35-44.1-3-1)		-	-	-	1
	Robbery (35-42-5-1)		-	46	31	420
	Vicarious Sexual Gratification (35-42-4-5)		-	-	-	1
Level 3 Felony Total			15	111	189	1171

Felony Level	Primary Offense	Secondary Offense	Dec-19		This Calendar Year	
			SEX		SEX	
			F	M	F	M
Level 4 Felony	Aiding, Inducing or Causing an Offense (35-41-2-4)	Burglary (35-43-2-1)	-	1	-	5
		Conspiracy (35-41-5-2)	-	-	-	2
		Dealing Cocaine or Narcotic Drug (35-48-4-1)	-	-	-	1
		Dealing Methamphetamine (35-48-4-1.1)	-	1	2	5
		Possession of Meth (35-48-4-6.1)	-	-	1	-
	Arson (35-43-1-1)		-	2	6	35
	Attempt to Commit a Felony (35-41-5-1)	Arson (35-43-1-1)	-	-	-	3
		Burglary (35-43-2-1)	-	2	-	3
		Child Molesting (35-42-4-3)	-	-	-	1
		Conspiracy (35-41-5-2)	-	-	-	1
		Pharmacy Robbery (35-45-5-1B)	-	-	-	1
	Battery (35-42-2-1)		-	-	-	1
	Burglary (35-43-2-1)		2	31	55	368
	Child Exploitation (35-42-4-4)		-	2	-	10
	Child Molesting (35-42-4-3)		1	10	2	177
	Child Solicitation (35-42-4-6)		-	4	-	8
	Conspiracy (35-41-5-2)	Burglary (35-43-2-1)	-	-	-	3
		Conspiracy (35-41-5-2)	-	-	-	2
		Dealing Cocaine or Narcotic Drug (35-48-4-1)	-	-	2	1
		Dealing Methamphetamine (35-48-4-1.1)	-	-	3	1
	Dealing Cocaine or Narcotic Drug (35-48-4-1)		2	16	31	118
	Dealing Methamphetamine (35-48-4-1.1)		8	17	91	238
	Dealing Sched I, II, or III Cntrl Sub (35-48-4-2)		-	1	5	11
	Dealing Sched IV Controlled Substance (35-48-4-3)		1	-	1	3
	Escape 35-44.1-3-4		-	-	-	2
	Felon in Possession of a Firearm (35-47-4-5)		1	33	11	339
	Habitual Offender (35-50-2-8)		-	-	-	1
	Human Sexual Trafficking (35-42-3.5-1)		-	-	-	1
	Incest (35-46-1-3)		-	-	-	6
	Kidnapping(35-42-3-2)		-	-	-	1
	Manufacturing Meth (35-48-4-1.2)		-	3	2	8
	Operating Vehicle Intoxicated/Death (9-30-5-5)		4	-	10	17
	Pharmacy Robbery (35-42-5-1(b))		-	-	1	2
	Possession of Cocaine or Narcotic Drug (35-48-4-6)		-	-	4	29
	Possession of Dangerous Device (35-44.1-3-7)		-	-	-	2
	Possession of Meth (35-48-4-6.1)		2	7	36	103
	Promoting Prostitution, under 18 (35-45-4-4)		-	-	1	-
	Sexual Battery (35-42-4-8)		-	-	-	2
	Sexual Misconduct with a Minor (35-42-4-9)		-	9	4	70
	Stalking (35-45-10-5)		-	-	-	2
	Vicarious Sexual Gratification (35-42-4-5)		3	-	3	7
Level 4 Felony Total			24	139	271	1590

Felony Level	Primary Offense	Secondary Offense	Dec-19		This Calendar Year	
			SEX		SEX	
			F	M	F	M
Level 5 Felony	Accident/Failure to Stop-Serious Inj/Death (9-26-1-8)		-	-	-	1
	Aiding, Inducing or Causing an Offense (35-41-2-4)	Assisting a Criminal (35-44.1-2-5)	-	-	1	-
		Battery (35-42-2-1)	-	-	-	1
		Burglary (35-43-2-1)	-	-	2	5
		Dealing Cocaine or Narcotic Drug (35-48-4-1)	-	-	1	1

Felony Level	Primary Offense	Secondary Offense	Dec-19		This Calendar Year	
			SEX		SEX	
			F	M	F	M
Level 5 Felony (cont'd)		Dealing Methamphetamine (35-48-4-1.1)	-	1	1	1
		Dealing in Methamphetamine (35-48-4-1.1)	-	-	1	1
		Escape (35-44.1-3-4)	-	-	1	-
		Straw Purchase of a Handgun (35-41-2-4)	-	-	-	1
		Obstruction of Justice (35-44-3-4)	-	-	-	1
		Robbery (35-42-5-1)	-	-	-	4
		Trafficking with an Inmate (35-44.1-3-5)	-	-	-	2
	Assisting a Criminal (35-44.1-2-5)		1	-	6	12
	Assisting to Commit Suicide(35-42-1-2.5)		-	-	-	1
	Attempt to Commit a Felony (35-41-5-1)	Battery (35-42-2-1)	-	-	2	7
		Burglary (35-43-2-1)	1	-	2	4
		Dealing in Methamphetamine (35-48-4-1.1)	-	-	-	1
		Escape (35-44.1-3-4)	-	-	-	3
		Fraud on Financial Institution (35-43-5-8)	-	-	2	3
		Kidnapping (35-42-3-2)	-	-	-	2
		Robbery (35-42-5-1)	-	1	-	11
	Auto Theft, Receiving Stolen Parts (35-43-4-2.5)		-	5	1	21
	Battery (35-42-2-1)		6	39	65	461
	Bribery (35-44.1-1-2)		-	2	2	4
	Burglary (35-43-2-1)		2	23	34	390
	Child Exploitation (35-42-4-4)		-	9	1	44
	Child Pornography (35-42-4-4(C))		-	5	3	26
	Child Possession of a Firearm (35-47-10-5)		-	-	-	12
	Child Seduction (35-42-4-7)		-	2	1	8
	Child Solicitation (35-42-4-6)		-	5	2	32
	Conspiracy (35-41-5-2)	Burglary (35-43-2-1)	-	-	-	2
		Child Exploitation (35-42-4-4)	-	-	1	2
		Criminal Confinement (35-42-3-3)	-	-	1	1
		Dealing Cocaine or Narcotic Drug (35-48-4-1)	-	-	2	4
		Dealing in Methamphetamine (35-48-4-1.1)	-	-	-	3
		Escape (35-44.1-3-4)	-	-	-	1
		Fraud on Financial Institution (35-43-5-8)	-	-	1	2
		Robbery (35-42-5-1)	-	-	-	5
		Trafficking with an Inmate (35-44.1-3-5)	-	-	2	3
	Contrib. to the Delinquency of a Minor(35-46-1-8)		-	-	1	-
	Conversion (35-43-4-3)		-	1	1	3
	Corrupt Business Influence (35-45-6-2)		1	1	11	17
	Criminal Confinement (35-42-3-3)		-	5	-	65
	Criminal Gang Enhancement (35-50-2-15)		-	-	-	1
	Criminal Recklessness (35-42-2-2)		-	5	3	57
	Dangerous Control of a Handgun (35-47-10-6)		-	-	-	1
	Dealing Cocaine or Narcotic Drug (35-48-4-1)		3	14	43	139
	Dealing Marijuana, Hash Oil, or Hashish (35-48-4-10)		-	3	-	18
	Dealing Methamphetamine (35-48-4-1.1)		7	22	84	276
	Dealing Sched I, II, or III Cntrl'd Sub (35-48-4-2)		1	1	7	19
	Dealing Sched IV Cntrl'd Sub (35-48-4-3)		-	-	1	7
	Dealing in Methamphetamine (35-48-4-1.1)		2	13	66	186
	Dealing/Poss. Look-Alike Subs (35-48-4-4.6)		-	-	10	16
	Disarm/Attempt to Disarm an Officer (35-44.1-3-2)		-	3	-	14
	Domestic Battery (35-42-2-1.3)		1	20	13	196
	Escape (35-44.1-3-4)		1	4	16	60
	Fail to Stop Acc Death (9-26-1-1.1)		-	1	-	13
	Failure to Register as a Sex Offender (11-8-8-17)		-	6	3	109
	Firearm w/in One Mile of School (35-47-2-1)		3	34	25	352
	Fraud on Financial Institution (35-43-5-8)		1	5	29	49
	Habitual Felony Offender (35-50-2-8)		-	-	-	1
	Incest (35-46-1-3)		1	4	2	8
	Insurance Fraud (35-43-5-4.5)		-	-	1	-
	Intimidation (35-45-2-1)		1	17	6	111
	Involuntary Manslaughter (35-42-1-4)		-	-	2	2
	Kidnapping (35-42-3-2)		-	-	-	6
	Manufacture Destruct Device (35-47.5-5-2)		-	-	-	1
	Neglect of a Dependent/Death (35-46-1-4)		1	1	13	30
	Non-Support of Dependent Child (35-46-1-5)		-	1	3	15
	Obliterating Handgun I.D. (35-47-2-18)		-	2	1	22
	Obstruction of Justice (35-44.1-2-2)		-	-	-	11
	Oper Veh Aft Life Susp (9-30-10-17)		1	17	18	248
	Operating Veh while Intoxicated (9-30-5-2)	Habitual Offender Controlled Substance (35-50-2-10)	-	1	-	1
	Operating Vehicle Intox-Prior (9-30-5-3)		-	-	1	3
	Operating Vehicle Intoxicated-Contrld Sub (9-30-5-1)		-	1	-	1
		Habitual Offender Controlled Substance (35-50-2-10)	-	-	-	3
	Operating Vehicle Intoxicated/Death (9-30-5-5)		-	1	1	12
	Operating Vehicle Intoxicated/Injury (9-30-5-4)		-	4	2	9
	Possession - Destruct Device (35-47.5-5-2)		-	1	-	4
	Possession - Machine Gun or Bomb (35-47.5-8)		-	1	-	1
	Possession of Cocaine or Narcotic Drug 35-48-4-6		1	6	17	105
	Possession of Dangerous Device (35-44.1-3-7)		-	1	-	5
	Possession of Precursors (35-48-4-14.5)		-	-	1	2
	Possession of Syringes or Needles (16-42-19-18)		1	-	7	6
	Possession/Use of Legend Drug (16-42-19-13)		-	-	2	1
	Promoting Prostitution (35-45-4-4)		-	-	-	2
	Prov Gun to Inel Per (35-47-2.5-16)		-	-	1	1
	Reckless Homicide (35-42-1-5)		2	2	5	20
	Removing ID Marks on a Handgun (35-50-2-8)		1	-	1	1
	Resisting Law Enforcement (35-44.1-3-1)		-	2	2	6
	Robbery (35-42-5-1)		2	12	19	195
	Sexual Misconduct with Service Provider (35.44.1-3-10)		-	1	-	1
	Sexual Misconduct with a Minor (35-42-4-9)		-	-	3	70
	Stalking (35-45-10-5)		-	-	1	25
	Strangulation (35-42-2-9)		-	1	-	5
	Theft, Receiving Stolen Property (35-43-4-2)		2	3	11	56
	Trafficking with an Inmate (35-44.1-3-5)		1	1	18	27
	Unlawful Transfer of Handgun Ownership (35-47-2-7(B))		-	-	-	1
	Vicarious Sexual Gratification (35-42-4-5)		-	-	-	3
	Violating a Legend Drug via Injection (16-42-19-16)		-	1	-	1
Level 5 Felony Total			44	311	586	3704

Felony Level	Primary Offense	Secondary Offense	Dec-19		This Calendar Year	
			SEX		SEX	
			F	M	F	M
Level 6 Felony	Abuse of a Corpse (35-45-11-2)		-	-	-	1
	Accident/Failure to Stop-Serious Inj/Death (9-26-1-8)		-	-	-	1
	Aiding in Manufacture of Sch II Cont Subst (35-48-4-2)		-	-	1	2
	Aiding, Inducing or Causing an Offense (35-41-2-4)	Possession of Cyringes or Needles (16-42-19-18)	-	1	-	1
		Theft, Receiving Stolen Property (35-43-4-2)	-	-	-	4
	Arson (35-43-1-1)		-	-	-	3
	Assisting a Criminal (35-44.1-2-5)		-	1	2	4
	Attempt to Commit a Felony (35-41-5-1)	Attempted/Obstruction of Justice (35-41-5-1)	-	-	1	-
		Battery (35-42-2-1)	-	-	-	1
		Check Fraud (35-43-5-12)	-	-	1	-
		Residential Entry (35-43-2-1.5)	-	-	-	1
	Auto Theft, Receiving Stolen Parts (35-43-4-2.5)		1	8	9	93
	Battery 35-42-2-1		1	12	14	93
	Cheating at Gambling (4-33-10-2)		-	-	-	1
	Check Deception (35-43-5-5)		-	-	-	1
	Check Fraud (35-43-5-12)		-	-	1	-
	Child Exploitation (35-42-4-4)		-	1	-	4
	Child Seduction (35-42-4-7)		-	1	-	1
	Conspiracy (35-41-5-2)	Attempted/Obstruction of Justice (35-41-5-1)	-	-	-	1
		Dealing in Sched I,II,III Substance (35-41-5-2)	-	-	1	1
		Residential Entry (35-43-2-1.5)	-	-	1	-
	Controlled Substance Registration (35-48-4-14)		-	-	2	-
	Criminal Confinement (35-42-3-3)		-	1	1	25
	Criminal Confinement (35-42-3-3)		-	14	7	144
	Criminal Gang Activity (35-45-9-3)		-	-	-	1
	Criminal Gang Enhancement (35-50-2-15)		-	-	-	2
	Criminal Mischief (35-43-1-2)		-	-	3	2
	Criminal Recklessness (35-42-2-2)		1	4	6	48
	Criminal Trespass (35-43-2-2)		-	-	-	2
	Damage Orig/Spec ID (35-43-6.5-1)		-	-	-	2
	Danger Comm Dis Carrier Int Fail to Warn (35-45-21-3)		-	-	1	-
	Dealing Marijuana, Hash Oil, or Hashish (35-48-4-10)		-	3	2	31
	Dealing Sched I, II, or III Contrld Sub (35-48-4-2(A))		-	-	1	2
	Dealing Sched IV Contrld Sub (35-48-4-3)		-	1	-	1
	Dealing Subs, Represent as Contrld Subs. (35-48-4-4.5)		-	-	1	7
	Dealing in Meth (35-48-4-1.1)		-	-	-	1
	Dealing/Poss. Look-Alike Subs (35-48-4-10.5)		-	1	-	10
	Dealing/Poss. Look-Alike Subs (35-48-4-11.5)		-	-	1	18
	Dissemination of Matter Harmful to Minor (35-49-3-3)		-	-	1	11
	Escape 35-44.1-3-4		4	14	59	231
	Fail to Reg Sex Off (11-8-8-17)		-	-	1	15
	Failure to Appear (35-44.1-2-9)		-	3	3	10
	Failure to Return to Acc Result Serious Inj (9-26-1-1(2))		-	-	-	1
	False Reporting(35-44.1-2-3)		-	-	-	1
	Falsification of record (4-33-10-2)		-	-	1	-
	Firearm Enhancement (35-50-2-11)		-	-	-	1
	Forgery, Counterfeiting, Application Fraud (35-43-5-2)		5	5	27	64
	Habitual Offender (35-50-2-8)		-	-	1	1
	Habitual Veh Subst Offender Enhance (9-30-15.5-2)		-	-	2	1
	Home Improvement Fraud (35-43-6-12)		-	-	1	-
	Identity Deception (35-43-5-3.5)		-	-	2	10
	Impersonation of a Public Servant (35-44-2-3)		-	1	-	4
	Insurance Fraud (35-43-5-4.5)		1	5	17	21
	Intimidation (35-45-2-1)		1	3	3	77
	Invasion of Privacy (35-46-1-15.1)		-	-	-	41
	Kidnapping (35-42-3-2)		-	-	-	1
	Leaving the Scene of an Accident(9-26-1-1.1)		-	-	-	4
	Maintain Common Nuisance (35-45-2-1(c))		3	1	24	37
	Maintaining Common Nuisance (35-48-4-13)		1	6	10	34
	Make False Sales Document (35-43-5-16)		-	-	1	1
	Money Laundering (35-45-15-5)		-	-	-	1
	Moving Body from Scene of Death (36-2-14-17)		-	-	-	1
	Neglect of a Dependent/Death (35-46-1-4)		2	-	30	33
	Non-Support of Dependent Child (35-46-1-5)		-	5	1	15
	Obstruction of Justice (35-44.1-2-2)		1	2	5	22
	Official Misconduct (35-44.1-1-1)		-	-	-	1
	Oper Vehicle-Intox-Prev Conv (9-30-5-3)		3	3	10	33
		Habitual Offender Controlled Substance (35-50-2-10)	-	-	1	6
	Operating Vehicle Intoxicated-Contrld Sub (9-30-5-1)		-	-	2	20
		Habitual Offender (35-50-2-8)	-	-	-	1
		Habitual Offender Controlled Substance (35-50-2-10)	-	-	-	4
	Operating Vehicle Intoxicated-Endanger (9-30-5-2)		-	3	11	46
		Habitual Offender Controlled Substance (35-50-2-10)	-	1	2	11
	Operating Vehicle Intoxicated/Injury (9-30-5-4)		-	-	-	15
		Habitual Offender Controlled Substance (35-50-2-10)	-	-	-	1
	Operating Vehicle-Habitual Violation (9-30-10-16)		3	4	12	66
		Habitual Offender Controlled Substance (35-50-2-10)	-	-	-	1
	Perjury (35-44.1-2-1)		-	-	1	3
	Pointing a Firearm (35-47-4-3)		-	2	2	23
	Poss Paraphernalia (35-48-4-8.3)		-	-	1	-
	Poss Precursors (35-48-4-14.5)		-	1	4	7
	Possession Sched IV Contrld Sub w/in 1,000 ft (35-48-4-7)		-	5	3	17
	Possession of Child Pornography (35-42-4-4(C))		-	5	-	13
	Possession of Cocaine or Narcotic Drug (35-48-4-6)		5	8	63	128

Felony Level	Primary Offense	Secondary Offense	Dec-19		This Calendar Year	
			SEX		SEX	
			F	M	F	M
Level 6 Felony (con'td)	Possession of Marijuana (35-48-4-11)		-	1	1	6
	Possession of Meth(35-48-4-6.1)		12	34	164	363
		Habitual Offender (35-50-2-8)	-	-	-	1
	Possession of Syringes or Needles (16-42-19-18)		7	21	131	218
	Possession or Use of Legend Drug (16-42-19-13)		1	1	23	19
	Prostitution (35-45-4-2)		-	-	1	-
	Residential Entry (35-43-2-1.5)		1	3	8	55
	Resisting Law Enforc (35-44.1-3-1)		1	28	20	275
	Sex Offender without Identification (11-8-8-15)		-	-	-	3
	Sexual Battery (35-42-4-8)		-	-	-	15
	Sexual Conduct in Presence of a Minor (35-42-4-5c)		-	-	-	4
	Sexual Misconduct with a Minor (35-42-4-9)		-	-	-	4
	Stalking (35-45-10-5)		-	-	-	9
	Strangulation (35-42-2-9)		-	6	1	62
	Synthetic ID Deception (35-43-5-3.8)		1	-	4	9
	Theft, Receiving Stolen Property (35-43-4-2)		14	48	121	431
	Unauthorized Entry of Motor Veh (35-43-4-2.7)		-	-	-	1
	Unlawful Entry by Sex Offender (35-42-4-14)		-	-	-	1
Level 6 Felony Total			69	267	831	3019

Felony Level	Primary Offense	Secondary Offense	Dec-19		This Calendar Year	
			SEX		SEX	
			F	M	F	M
Murder	Murder (35-42-1-1)		-	8	9	117
		Firearm Enhancement (35-50-2-11)	-	-	-	4
Murder Total			0	8	9	121

Felony Level	Primary Offense	Secondary Offense	Dec-19		This Calendar Year	
			SEX		SEX	
			F	M	F	M
Habitual Offender	Firearm Enhancement (35-50-2-13)		-	-	-	1
	Habitual Offender (35-50-2-8)		-	4	-	16
	Habitual Offender Controlled Substance (35-50-2-10)		-	1	-	7
Habitual Offender Total			0	5	0	24

			Dec-19		This Calendar Year	
			SEX		SEX	
			F	M	F	M
Grand Total			164	962	2164	11482

Note: Offense data may not be available for all offenders at the time this table was prepared.
Only new commitments and probation violations are reported on this table.
Parole and Community Transition Program violators are excluded on this table.
Source: SAS - all.citations_mso.pgm

Indiana Department of Correction
Table 12
Number of New Admissions by Most Serious Offense
Committed to the Indiana Department of Correction

December 2019

Felony Level	Primary Offense	Secondary Offense	Dec-19		This Calendar Year	
			SEX		SEX	
			F	M	F	M
Level A Felony	Burglary (35-43-2-1)		-	1	-	7
	Child Molesting (35-42-4-3)		-	2	2	26
	Dealing Cocaine or Narcotic Drug (35-48-4-1)		-	-	1	33
	Dealing Methamphetamine (35-48-4-1.1)		-	-	5	3
	Dealing Sched I, II, or III Cntrl Sub (35-48-4-2)		-	-	1	3
	Possession of Cocaine or Narcotic Drug (35-48-4-6)		-	-	-	1
	Rape (35-42-4-1)		-	-	-	2
	Robbery (35-42-5-1)		-	-	-	3
	Voluntary Manslaughter (35-42-1-3)		1	-	1	3
Level A Felony			1	3	10	81

Felony Level	Primary Offense	Secondary Offense	Dec-19		This Calendar Year	
			SEX		SEX	
			F	M	F	M
Level B Felony	Aggravated Battery (35-42-2-1.5)		-	-	1	7
	Arson (35-43-1-1)		-	-	-	5
	Battery (35-42-2-1)		-	-	-	3
	Burglary (35-43-2-1)		-	7	10	110
	Carjacking (35-42-5-2)		-	1	-	3
	Child Molesting (35-42-4-3)		-	1	-	17
	Criminal Confinement (35-42-3-3)		-	-	-	2
	Criminal Deviate Conduct (35-42-4-2)		-	-	-	3
	Dealing Cocaine or Narcotic Drug (35-48-4-1)		-	4	5	62
	Dealing Methamphetamine (35-48-4-1.1)		-	4	24	68
	Dealing Sched I, II, or III Cntrl Sub (35-48-4-2)		-	2	15	33
	Dealing Sched IV Cntrl Sub (35-48-4-3)		-	-	1	1
	Felon in Possession of a Firearm (35-47-4-5)		-	-	1	9
	Incest (35-46-1-3)		-	-	-	1
	Neglect of a Dependent (35-46-1-4)		-	-	2	2
	Operating Vehicle Intoxicated/Death (9-30-5-5)		-	1	-	3
	Possession Methamphetamine (35-48-4-6.1)		-	-	1	4
	Possession of Cocaine or Narcotic Drug (35-48-4-6)		-	-	2	3
	Rape (35-42-4-1)		-	-	-	5
	Robbery (35-42-5-1)		-	5	2	55
	Sexual Misconduct with a Minor (35-42-4-9)		-	-	1	11
Level B Felony Total			0	25	65	407

Felony Level	Primary Offense	Secondary Offense	Dec-19		This Calendar Year	
			SEX		SEX	
			F	M	F	M
Level C Felony	Battery (35-42-2-1)		-	2	-	13
	Burglary (35-43-2-1)		-	-	1	32
	Child Exploitation (35-42-4-4)		-	-	-	1
	Child Molesting (35-42-4-3)		-	1	-	34
	Corrupt Business Influence (35-45-6-2)		-	-	-	4
	Criminal Confinement (35-42-3-3)		-	1	-	1
	Criminal Recklessness (35-42-2-2)		-	-	1	-
	Dealing Marijuana, Hash Oil, or Hashish (35-48-4-10)		-	-	-	1
	Dealing Sched IV Controlled Substance (35-48-4-3)		-	-	1	2
	Driving After Forfeiture (9-12-3-2)		-	-	-	1
	Failure to Register as a Sex Offender (11-8-8-17)		-	-	-	1
	Firearm w/in One Mile of School (35-47-2-1)		-	2	-	4
	Forgery (35-43-5-2)		-	2	2	22
	Fraud on Financial Institution (35-43-5-8)		-	-	-	2
	Handgun Violation (35-47-2-7)		-	-	-	1
	Incest (35-46-1-3)		-	-	-	1
	Intimidation (35-45-2-1)		-	-	-	1
	Neglect of a Dependent (35-46-1-4)		-	-	1	-
	Non-Support of Dependent Child (35-46-1-5)		-	3	1	38
	Oper Veh Intox Prev Conv (9-30-5-2)		-	-	1	-
	Operating Vehicle w/Lifetime Suspension (9-30-10-17)		-	1	-	7
	Operating Vehicle-Habitual Violation (9-30-10-16)		-	-	-	2
	Possession Methamphetamine (35-48-4-6.1)		-	-	1	2
	Possession of Cocaine or Narcotic Drug (35-48-4-6)		-	-	1	3
	Possession of Controlled Substance (35-48-4-7)		-	-	1	-
	Possession of Precursors (35-48-4-14.5)		-	-	-	2
	Reckless Homicide (35-42-1-5)		-	-	-	1
	Robbery (35-42-5-1)		-	-	1	11
	Sexual Misconduct with a Minor (35-42-4-9)		-	-	-	7
	Trafficking with an Inmate (35-44-3-9)		-	-	-	1
	Welfare Fraud (35-43-5-7)		-	-	3	-
Level C Felony Total			0	12	15	195

Felony Level	Primary Offense	Secondary Offense	Dec-19		This Calendar Year	
			SEX		SEX	
			F	M	F	M
Level D Felony	Auto Theft, Receiving Stolen Parts (35-43-4-2.5)		-	3	-	5
	Battery (35-42-2-1)		-	-	1	1
	Check Fraud (35-43-5-12)		-	-	1	1
	Child Exploitation (35-42-4-4)		-	-	-	1
	Criminal Confinement (35-42-3-3)		-	-	-	1
	Criminal Mischief (35-43-1-2)		-	-	1	-
	Criminal Recklessness (35-42-2-2)		-	-	-	1
	Dealing/Poss. Look-Alike Subs (35-48-4-11.5)		-	-	1	-
	Driving While Suspended/Oper Veh HTV (9-30-10-16)		-	-	1	3
	Exploit Endangered Adult (35-46-1-12)		-	-	-	1
	Fail to Stop Accident w/Injury (9-26-1-1)		-	-	1	-
	Failure to Return to Lawful Detention (35-44-3-5)		-	-	-	2
	Fraud (35-43-5-4)		-	-	-	1
	Identity Deception (35-43-5-3.5)		-	-	-	1
	Intimidation (35-45-2-1)		-	-	-	1
	Maintaining a Common Nuisance (35-48-4-13)		-	-	3	-
	Neglect of a Dependent (35-46-1-4)		-	-	-	1
	Non-Support of a Child (35-46-1-5)		1	-	1	11
	Operating Vehicle Intox-Prior (9-30-5-3)		-	1	2	5
	Operating Vehicle Intoxicated-Endanger (9-30-5-2)		-	-	-	2
	Poss. of Marijuana, Hash Oil, or Hashish (35-48-4-11)		-	-	-	3
	Possession - Syringe/Needle (16-42-19-18)		-	-	1	-
	Possession of Cocaine or Narcotic Drug (35-48-4-6)		-	-	2	6
	Possession of Controlled Substance (35-48-4-7)		-	-	-	6
	Possession of Meth(35-48-4-6.1)		-	1	2	2
	Possession of Precursors (35-48-4-14.5)		-	-	-	1
	Residential Entry (35-43-2-1.5)		-	-	-	1
	Resisting Law Enforcement (35-44-3-3)		-	-	-	5
	Resisting Law Enforcement, Vehicle (35-44.1-3-1A)		-	-	-	1
	Sexual Battery (35-42-4-8)		-	-	-	4
	Sexual Misconduct with a Minor (35-42-4-9)		-	-	-	1
	Strangulation (35-42-2-9)		-	-	-	1
	Theft, Receiving Stolen Property (35-43-4-2)		-	-	6	33
	Welfare Fraud (35-43-5-7)		-	-	-	2
Level D Felony Total			1	5	23	104

Felony Level	Primary Offense	Secondary Offense	Dec-19		This Calendar Year	
			SEX		SEX	
			F	M	F	M
Level 1 Felony	Aggravated Battery (35-42-2-1.5)		-	2	-	5
	Aiding, Inducing or Causing an Offense (35-41-2-4)	Child Molesting (35-42-4-3)	1	-	1	-
	Attempted Murder (35-42-1-1(1))		-	1	-	2
	Attempt to Commit a Felony (35-41-5-1)		-	-	-	1
		Murder (35-42-1-1)	-	1	1	21
	Burglary (35-43-2-1)		-	-	-	6
	Child Molesting (35-42-4-3)		1	6	2	89
	Neglect of a Dependent/Death (35-46-1-4)		-	-	5	3
	Rape (35-42-4-1)		-	1	-	11
	Sex Misconduct w/ Minor (35-42-4-9)		-	-	-	2
Level 1 Felony Total			2	11	9	140

Felony Level	Primary Offense	Secondary Offense	Dec-19		This Calendar Year	
			SEX		SEX	
			F	M	F	M
Level 2 Felony	Aiding, Inducing or Causing an Offense (35-41-2-4)	Dealing Cocaine or Narcotic Drug (35-48-4-1)	-	-	1	-
		Robbery (35-42-5-1)	-	-	-	1
	Arson (35-43-1-1)		-	-	1	-
	Attempt to Commit a Felony (35-41-5-1)	Pharmacy Robbery (35-42-5-1)	-	1	-	1
		Robbery (35-42-5-1)	-	-	2	6
		Voluntary Manslaughter (35-42-1-3)	-	-	-	1
	Battery (35-42-2-1)		-	-	-	1
	Burglary (35-43-2-1)		-	2	1	24
	Child Molesting (35-42-4-3)		-	-	-	2
	Conspiracy (35-41-5-2)	Burglary (35-43-2-1)	-	-	-	3
		Dealing Cocaine or Narcotic Drug (35-48-4-1)	-	-	-	1
		Dealing Methamphetamine (35-48-4-1.1)	-	-	1	3
		Robbery (35-42-5-1)	-	-	3	1
	Criminal Confinement (35-42-3-3)		-	-	1	2
	Dealing Cocaine or Narcotic Drug (35-48-4-1)		-	6	5	82
	Dealing Methamphetamine (35-48-4-1.1)		6	15	65	203
	Dealing Sched I, II, or III Cntrid Sub (35-48-4-2)		-	-	-	5
	Dom. Batt. Rslt in Dth of a Minor under 14 (35-42-2-1.3A)		-	-	-	1
	Manufacturing Methamphetamine (35-42-4-5)		-	-	-	1
	Resisting Law Enforcement (35-44.1-3-1)		-	-	-	1
	Robbery (35-42-5-1)		-	-	4	18
	Voluntary Manslaughter (35-42-1-3)		2	3	7	29
Level 2 Felony Total			8	27	91	386

Felony Level	Primary Offense	Secondary Offense	Dec-19		This Calendar Year	
			SEX		SEX	
			F	M	F	M
Level 3 Felony	Accident/Failure to Stop-Serious Inj/Death (9-26-1-1.1)		-	-	-	4
	Aggravated Battery (35-42-2-1.5)		1	5	10	92
	Aiding, Inducing or Causing an Offense (35-41-2-4)	Aggravated Battery (35-42-2-1.5)	-	-	-	2
		Dealing Cocaine or Narcotic Drug (35-48-4-1)	-	-	-	1
		Dealing Methamphetamine (35-48-4-1.1)	-	-	1	1
		Robbery (35-42-5-1)	-	1	1	6
	Arson (35-43-1-1)		-	-	-	1
	Attempt to Commit a Felony (35-41-5-1)	Aggravated Battery (35-42-2-1.5)	-	1	-	3
		Kidnapping (35-42-3-2)	-	-	-	1
		Rape (35-42-4-1)	-	-	-	2

Felony Level	Primary Offense	Secondary Offense	Dec-19		This Calendar Year	
			SEX		SEX	
			F	M	F	M
Level 3 Felony (con'td)		Robbery (35-42-5-1)	1	1	3	8
	Battery (35-42-2-1)		-	2	1	13
	Burglary (35-43-2-1)		-	3	3	15
	Child Molesting (35-42-4-3)		-	6	-	38
	Conspiracy (35-41-5-2)	Burglary (35-43-2-1)	-	-	-	1
		Dealing Methamphetamine (35-48-4-1.1)	-	-	2	2
		Robbery (35-42-5-1)	1	-	1	4
	Criminal Confinement (35-42-3-3)		-	3	-	30
	Dealing Cocaine or Narcotic Drug (35-48-4-1)		-	4	9	81
	Dealing Methamphetamine (35-48-4-1.1)		7	9	55	138
	Dealing Sched I, II, or III Cntrld Sub (35-48-4-2)		-	-	5	6
	Dealing Sched IV Cntrld Sub (35-48-4-3)		-	-	-	4
	Dealing in Sub that Results in Death (35-42-1-1.5)		1	-	1	-
	Disarm/Attempt to Disarm an Officer (35-44.1-3-2)		-	-	-	1
	Domestic Battery SBI Under 14 (35-42-2-1.3A)		-	1	-	3
	Human Sexual Trafficking (35-42-3.5-1)		-	1	-	2
	Kidnapping (35-42-3-2)		-	1	-	5
	Manufacturing Meth (35-48-4-1.2)		-	-	-	2
	Neglect of a Dependent/Death (35-46-1-4)		-	-	18	9
	Possession of Cocaine or Narcotic Drug (35-48-4-6)		-	1	3	11
	Possession of Meth (35-48-4-6.1)		2	5	22	59
	Rape (35-42-4-1)		-	2	-	42
	Resisting Law Enforcement (35-44.1-3-1)		-	-	-	1
	Robbery (35-42-5-1)		-	27	21	306
Level 3 Felony Total			13	73	156	894

Felony Level	Primary Offense	Secondary Offense	Dec-19		This Calendar Year	
			SEX		SEX	
			F	M	F	M
Level 4 Felony	Aiding, Inducing or Causing an Offense (35-41-2-4)	Burglary (35-43-2-1)	-	-	-	4
		Dealing Methamphetamine (35-48-4-1.1)	-	1	2	3
		Possession of Meth (35-48-4-6.1)	-	-	1	-
	Arson (35-43-1-1)		-	2	5	33
	Attempt to Commit a Felony (35-41-5-1)	Arson (35-43-1-1)	-	-	-	1
		Burglary (35-43-2-1)	-	1	-	2
		Conspiracy (35-41-5-2)	-	-	-	1
		Pharmacy Robbery (35-45-5-1B)	-	-	-	1
	Battery (35-42-2-1)		-	-	-	1
	Burglary (35-43-2-1)		2	23	52	315
	Child Exploitation (35-42-4-4)		-	-	-	6
	Child Molesting (35-42-4-3)		1	6	2	107
	Child Solicitation (35-42-4-6)		-	3	-	7
	Conspiracy (35-41-5-2)	Burglary (35-43-2-1)	-	-	-	2
		Conspiracy (35-41-5-2)	-	-	-	2
		Dealing Cocaine or Narcotic Drug (35-48-4-1)	-	-	1	1
		Dealing Methamphetamine (35-48-4-1.1)	-	-	2	1
	Dealing Cocaine or Narcotic Drug (35-48-4-1)		2	12	23	86
	Dealing Methamphetamine (35-48-4-1.1)		8	13	77	207
	Dealing Sched I, II, or III Cntrld Sub (35-48-4-2)		-	1	5	10
	Dealing Sched IV Controlled Substance (35-48-4-3)		-	-	-	2
	Escape 35-44.1-3-4		-	-	-	2
	Felon in Possession of a Firearm (35-47-4-5)		1	24	7	247
	Habitual Offender (35-50-2-8)		-	-	-	1
	Human Sexual Trafficking (35-42-3.5-1)		-	-	-	1
	Manufacturing Meth (35-48-4-1.2)		-	3	2	7
	Operating Vehicle Intoxicated/Death (9-30-5-5)		2	-	7	14
	Pharmacy Robbery (35-42-5-1(b))		-	-	1	1
	Possession of Cocaine or Narcotic Drug (35-48-4-6)		-	-	4	25
	Possession of Dangerous Device (35-44.1-3-7)		-	-	-	2
	Possession of Meth (35-48-4-6.1)		2	6	32	83
	Promoting Prostitution, under 18 (35-45-4-4)		-	-	1	-
	Sexual Battery (35-42-4-8)		-	-	-	1
	Sexual Misconduct with a Minor (35-42-4-9)		-	6	4	54
	Stalking (35-45-10-5)		-	-	-	2
	Vicarious Sexual Gratification (35-42-4-5)		-	-	-	1
Level 4 Felony Total			18	101	228	1233

Felony Level	Primary Offense	Secondary Offense	Dec-19		This Calendar Year	
			SEX		SEX	
			F	M	F	M
Level 5 Felony	Accident/Failure to Stop-Serious Inj/Death (9-26-1-8)		-	-	-	1
	Aiding, Inducing or Causing an Offense (35-41-2-4)	Assisting a Criminal (35-44.1-2-5)	-	-	1	-
		Burglary (35-43-2-1)	-	-	2	5
		Dealing Cocaine or Narcotic Drug (35-48-4-1)	-	-	-	1
		Dealing Methamphetamine (35-48-4-1.1)	-	1	-	1
		Dealing in Methamphetamine (35-48-4-1.1)	-	-	1	1
		Escape (35-44.1-3-4)	-	-	1	-
		Straw Purchase of a Handgun (35-41-2-4)	-	-	-	1
		Obstruction of Justice (35-44-3-4)	-	-	-	1
		Robbery (35-42-5-1)	-	-	-	2
		Trafficking with an Inmate (35-44.1-3-5)	-	-	-	2
	Assisting a Criminal (35-44.1-2-5)		1	-	6	10
	Assisting to Commit Suicide(35-42-1-2.5)		-	-	-	1
	Attempt to Commit a Felony (35-41-5-1)	Battery (35-42-2-1)	-	-	2	5
		Burglary (35-43-2-1)	-	-	1	2
		Dealing in Methamphetamine (35-48-4-1.1)	-	-	-	1
		Fraud on Financial Institution (35-43-5-8)	-	-	2	2
		Kidnapping (35-42-3-2)	-	-	-	1
		Robbery (35-42-5-1)	-	1	-	10
	Auto Theft, Receiving Stolen Parts (35-43-4-2.5)		-	5	1	19

Felony Level	Primary Offense	Secondary Offense	Dec-19		This Calendar Year	
			SEX		SEX	
			F	M	F	M
Level 5 Felony (cont'd)	Battery (35-42-2-1)		6	29	53	362
	Bribery (35-44.1-1-2)		-	2	2	4
	Burglary (35-43-2-1)		2	20	28	321
	Child Exploitation (35-42-4-4)		-	4	1	26
	Child Pornography (35-42-4-4(C))		-	1	2	7
	Child Possession of a Firearm (35-47-10-5)		-	-	-	10
	Child Seduction (35-42-4-7)		-	1	1	4
	Child Solicitation (35-42-4-6)		-	3	2	23
	Conspiracy (35-41-5-2)	Burglary (35-43-2-1)	-	-	-	1
		Child Exploitation (35-42-4-4)	-	-	-	1
		Criminal Confinement (35-42-3-3)	-	-	1	1
		Dealing Cocaine or Narcotic Drug (35-48-4-1)	-	-	2	2
		Dealing in Methamphetamine (35-48-4-1.1)	-	-	-	2
		Fraud on Financial Institution (35-43-5-8)	-	-	-	1
		Robbery (35-42-5-1)	-	-	-	3
		Trafficking with an Inmate (35-44.1-3-5)	-	-	2	2
	Conversion (35-43-4-3)		-	1	1	1
	Corrupt Business Influence (35-45-6-2)		1	1	8	14
	Criminal Confinement (35-42-3-3)		-	2	-	48
	Criminal Recklessness (35-42-2-2)		-	1	1	37
	Dangerous Control of a Handgun (35-47-10-6)		-	-	-	1
	Dealing Cocaine or Narcotic Drug (35-48-4-1)		3	11	31	93
	Dealing Marijuana, Hash Oil, or Hashish (35-48-4-10)		-	3	-	16
	Dealing Methamphetamine (35-48-4-1.1)		6	17	71	219
	Dealing Sched I, II, or III Cntrl Sub (35-48-4-2)		1	1	4	14
	Dealing Sched IV Cntrl Sub (35-48-4-3)		-	-	1	5
	Dealing in Methamphetamine (35-48-4-1.1)		2	12	52	162
	Dealing/Poss. Look-Alike Subs (35-48-4-4.6)		-	-	8	12
	Disarm/Attempt to Disarm an Officer (35-44.1-3-2)		-	3	-	10
	Domestic Battery (35-42-2-1.3)		1	20	13	176
	Escape (35-44.1-3-4)		-	3	12	46
	Fail to Stop Acc Death (9-26-1-1.1)		-	1	-	11
	Failure to Register as a Sex Offender (11-8-8-17)		-	6	3	91
	Firearm w/in One Mile of School (35-47-2-1)		3	26	20	278
	Fraud on Financial Institution (35-43-5-8)		1	4	19	37
	Habitual Felony Offender (35-50-2-8)		-	-	-	1
	Incest (35-46-1-3)		1	2	2	3
	Insurance Fraud (35-43-5-4.5)		-	-	1	-
	Intimidation (35-45-2-1)		1	10	5	74
	Involuntary Manslaughter (35-42-1-4)		-	-	2	2
	Kidnapping (35-42-3-2)		-	-	-	4
	Manufacture Destruct Device (35-47.5-5-2)		-	-	-	1
	Neglect of a Dependent/Death (35-46-1-4)		1	1	8	12
	Non-Support of Dependent Child (35-46-1-5)		-	1	2	14
	Obliterating Handgun I.D. (35-47-2-18)		-	1	-	13
	Obstruction of Justice (35-44.1-2-2)		-	-	-	6
	Oper Veh Aft Life Susp (9-30-10-17)		1	12	15	208
		Habitual Offender Controlled Substance (35-50-2-10)	-	1	-	1
	Operating Veh while Intoxicated (9-30-5-2)		-	-	1	2
	Operating Vehicle Intox-Prior (9-30-5-3)		-	1	-	1
	Operating Vehicle Intoxicated-Contrld Sub (9-30-5-1)		-	-	-	2
		Habitual Offender Controlled Substance (35-50-2-10)	-	-	-	1
	Operating Vehicle Intoxicated/Death (9-30-5-5)		-	1	-	11
	Operating Vehicle Intoxicated/Injury (9-30-5-4)		-	2	1	7
	Possession - Destruct Device (35-47.5-5-2)		-	-	-	3
	Possession - Machine Gun or Bomb (35-47-5-8)		-	1	-	1
	Possession of Cocaine or Narcotic Drug 35-48-4-6		1	4	16	66
	Possession of Dangerous Device (35-44.1-3-7)		-	1	-	4
	Possession of Precursors (35-48-4-14.5)		-	-	1	2
	Possession of Syringes or Needles (16-42-19-18)		1	-	7	5
	Possession/Use of Legend Drug (16-42-19-13)		-	-	2	1
	Promoting Prostitution (35-45-4-4)		-	-	-	1
	Prov Gun to Inel Per (35-47-2.5-16)		-	-	-	1
	Reckless Homicide (35-42-1-5)		2	1	5	12
	Resisting Law Enforcement (35-44.1-3-1)		-	2	-	5
	Robbery (35-42-5-1)		1	7	15	144
	Sexual Misconduct with Service Provider (35.44.1-3-10)		-	1	-	1
	Sexual Misconduct with a Minor (35-42-4-9)		-	-	2	44
	Stalking (35-45-10-5)		-	-	1	21
	Strangulation (35-42-2-9)		-	1	-	3
	Theft, Receiving Stolen Property (35-43-4-2)		2	1	11	39
	Trafficking with an Inmate (35-44.1-3-5)		1	-	18	17
	Unlawful Transfer of Handgun Ownership (35-47-2-7(B))		-	-	-	1
	Vicarious Sexual Gratification (35-42-4-5)		-	-	-	1
	Violating a Legend Drug via Injection (16-42-19-16)		-	1	-	1
Level 5 Felony Total			39	231	470	2843

Felony Level	Primary Offense	Secondary Offense	Dec-19		This Calendar Year	
			SEX		SEX	
			F	M	F	M
Level 6 Felony	Aiding in Manufacture of Sch II Cont Subst (35-48-4-2)		-	-	-	1
	Aiding, Inducing or Causing an Offense (35-41-2-4)	Theft, Receiving Stolen Property (35-43-4-2)	-	-	-	1
	Arson (35-43-1-1)		-	-	-	1
	Assisting a Criminal (35-44.1-2-5)		-	-	1	1
	Auto Theft, Receiving Stolen Parts (35-43-4-2.5)		-	3	2	22
	Battery 35-42-2-1		-	4	2	33
	Check Deception (35-43-5-5)		-	-	-	1
	Check Fraud (35-43-5-12)		-	-	1	-
	Conspiracy (35-41-5-2)	Dealing in Sched I,II,III Substance (35-41-5-2)	-	-	-	1
		Residential Entry (35-43-2-1.5)	-	-	1	-
	Controlled Substance Registration (35-48-4-14)		-	-	1	-
	Criminal Confinement (35-42-3-3)		-	-	-	6
	Criminal Confinement (35-42-3-3)		-	7	4	45
	Criminal Gang Activity (35-45-9-3)		-	-	-	1
	Criminal Recklessness (35-42-2-2)		-	1	-	9
	Criminal Trespass (35-43-2-2)		-	-	-	1
	Damage Orig/Spec ID (35-43-6.5-1)		-	-	-	1
	Dealing Marijuana, Hash Oil, or Hashish (35-48-4-10)		-	-	-	4
	Dealing Sched I, II, or III Cntrl Sub (35-48-4-2(A))		-	-	1	-
	Dealing Subs. Represent as Cntrl Subst. (35-48-4-4.5)		-	-	-	2
	Dealing/Poss. Look-Alike Subs (35-48-4-10.5)		-	-	-	3
	Dealing/Poss. Look-Alike Subs (35-48-4-11.5)		-	-	-	6

Felony Level	Primary Offense	Secondary Offense	Dec-19		This Calendar Year	
			SEX		SEX	
			F	M	F	M
Level 6 Felony (cont'd)	Dissemination of Matter Harmful to Minor (35-49-3-3)		-	-	-	3
	Escape 35-44.1-3-4		3	3	22	75
	Fail to Reg Sex Off (11-8-8-17)		-	-	-	5
	Failure to Appear (35-44.1-2-9)		-	2	-	4
	Forgery, Counterfeiting, Application Fraud (35-43-5-2)		-	1	6	21
	Habitual Veh Subst Offender Enhance (9-30-15.5-2)		-	-	1	-
	Identity Deception (35-43-5-3.5)		-	-	1	4
	Insurance Fraud (35-43-5-4.5)		-	-	6	7
	Intimidation (35-45-2-1)		-	1	-	21
	Invasion of Privacy (35-46-1-15.1)		-	-	-	8
	Kidnapping (35-42-3-2)		-	-	-	1
	Leaving the Scene of an Accident(9-26-1-1.1)		-	-	-	1
	Maintain Common Nuisance (35-45-2-1(c))		1	-	5	3
	Maintaining Common Nuisance (35-48-4-13)		1	1	3	9
	Make False Sales Document (35-43-5-16)		-	-	1	-
	Neglect of a Dependent/Death (35-46-1-4)		-	-	4	2
	Non-Support of Dependent Child (35-46-1-5)		-	2	-	9
	Obstruction of Justice (35-44.1-2-2)		1	-	1	2
	Official Misconduct (35-44.1-1-1)		-	-	-	1
	Oper Vehicle-Intox-Prev Conv (9-30-5-3)		2	2	5	15
		Habitual Offender Controlled Substance (35-50-2-10)	-	-	1	6
	Operating Vehicle Intoxicated-Contrld Sub (9-30-5-1)		-	-	1	9
		Habitual Offender (35-50-2-8)	-	-	-	1
		Habitual Offender Controlled Substance (35-50-2-10)	-	-	-	4
	Operating Vehicle Intoxicated-Endanger (9-30-5-2)		-	3	7	26
		Habitual Offender Controlled Substance (35-50-2-10)	-	1	2	11
	Operating Vehicle Intoxicated/Injury (9-30-5-4)		-	-	-	4
		Habitual Offender Controlled Substance (35-50-2-10)	-	-	-	1
	Operating Vehicle-Habitual Violation (9-30-10-16)		1	-	4	17
		Habitual Offender Controlled Substance (35-50-2-10)	-	-	-	1
	Poss Precursors (35-48-4-14.5)		-	-	-	1
	Possession Sched IV Contrld Sub w/in 1,000 ft (35-48-4-7)		-	-	2	1
	Possession of Cocaine or Narcotic Drug (35-48-4-6)		2	5	18	47
	Possession of Marijuana (35-48-4-11)		-	-	-	2
	Possession of Meth(35-48-4-6.1)		4	13	69	149
	Possession of Syringes or Needles (16-42-19-18)		1	6	37	52
	Possession or Use of Legend Drug (16-42-19-13)		-	-	1	5
	Residential Entry (35-43-2-1.5)		-	-	3	23
	Resisting Law Enfore (35-44.1-3-1)		-	4	4	40
	Sex Offender without Identification (11-8-8-15)		-	-	-	1
	Sexual Battery (35-42-4-8)		-	-	-	2
	Stalking (35-45-10-5)		-	-	-	4
	Strangulation (35-42-2-9)		-	2	1	13
	Synthetic ID Deception (35-43-5-3.8)		-	-	3	3
	Theft, Receiving Stolen Property (35-43-4-2)		5	12	47	127
	Unlawful Entry by Sex Offender (35-42-4-14)		-	-	-	1
Level 6 Felony Total			21	73	268	881

Felony Level	Primary Offense	Secondary Offense	Dec-19		This Calendar Year	
			SEX		SEX	
			F	M	F	M
Murder	Murder (35-42-1-1)		-	8	8	99
		Firearm Enhancement (35-50-2-11)	-	-	-	4
Murder Total			0	8	8	103

Felony Level	Primary Offense	Secondary Offense	Dec-19		This Calendar Year	
			SEX		SEX	
			F	M	F	M
Habitual Offender	Operating Veh while Intoxicated (9-30-5-2)		1	-	1	1
		Habitual Offender Controlled Substance (35-50-2-10)	-	-	-	1
Habitual Offender Total			1	0	1	2

Grand Total	Dec-19		This Calendar Year	
	SEX		SEX	
	F	M	F	M
Grand Total	105	569	1343	7267

Note: Offense data may not be available for all offenders at the time this table was prepared.
Only new commitments and probation violations are reported on this table.
Parole and Community Transition Program violators are excluded on this table.
Source: SAS - all.citations_mso.pgm

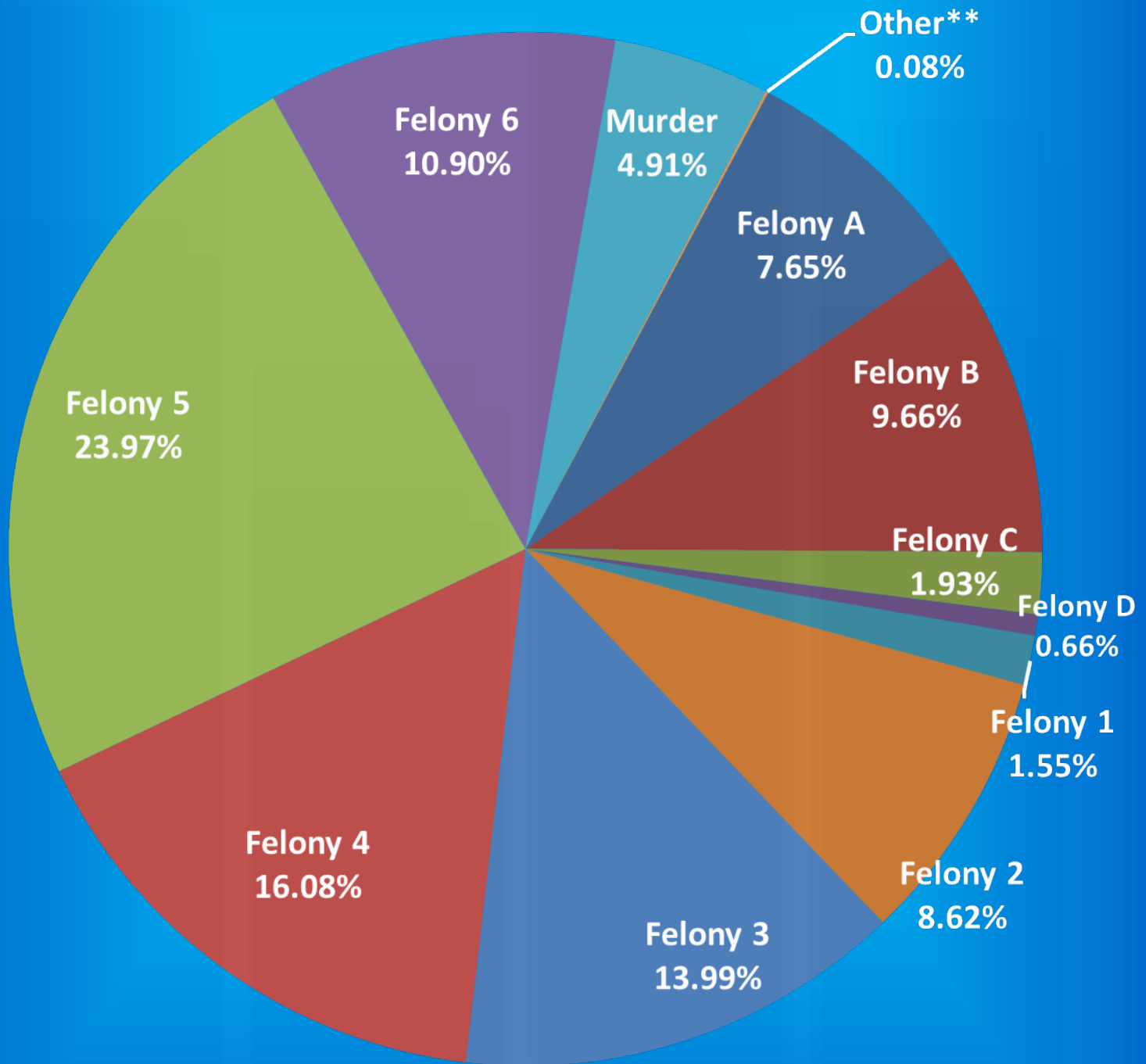
Indiana Department of Correction

Graph A

Female Population by Most Serious Offense Felony Level*

January 01, 2020

N = 2,636



• Includes Offenders Held in County Jails and Contracted Beds

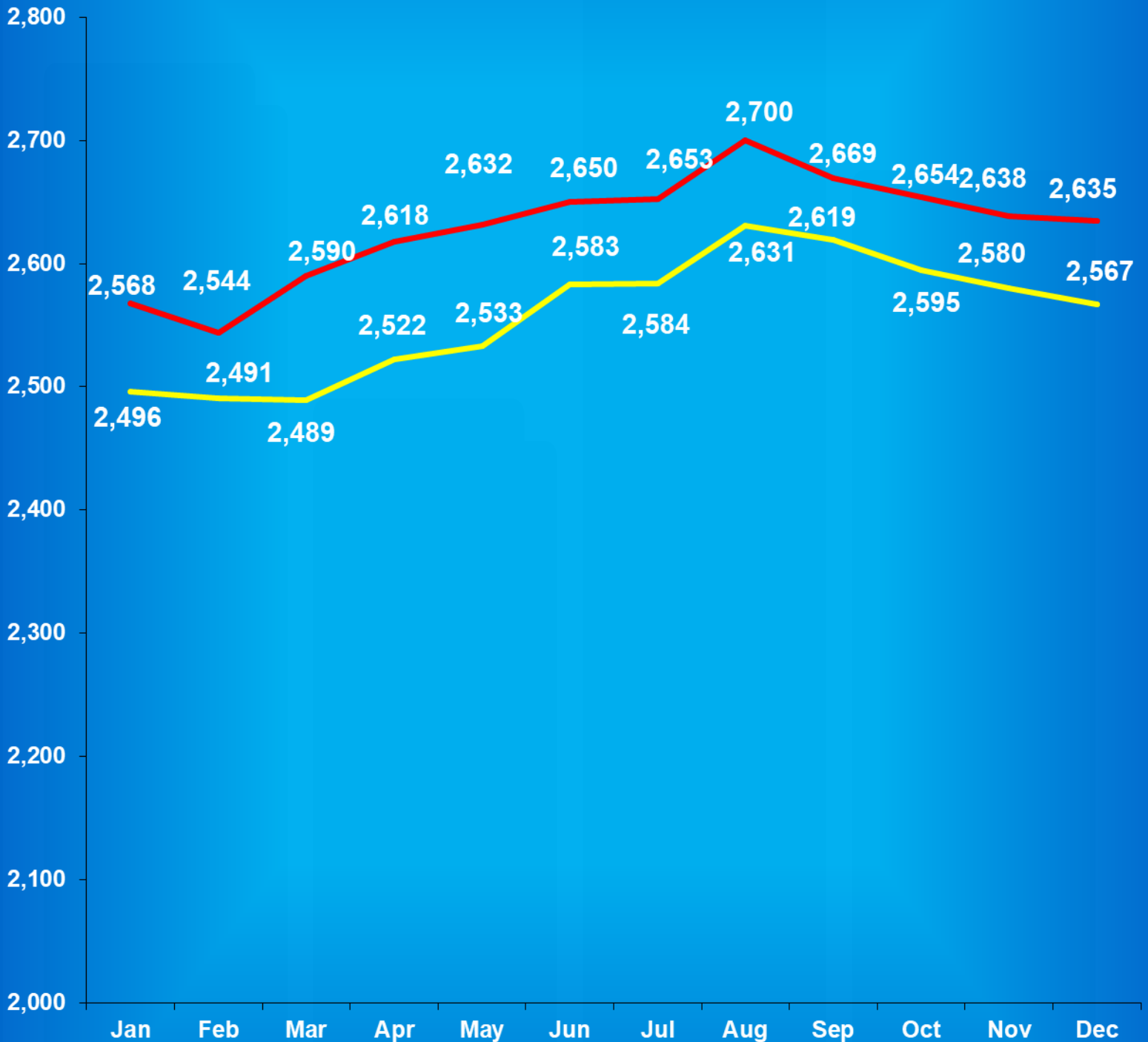
** Other includes Safekeepers, Predispositions, Habitual Offenders, Misdemeanants, and Unknowns

Indiana Department of Correction

Graph B

Average Daily Adult Female Offender Populations

Calendar Year 2019



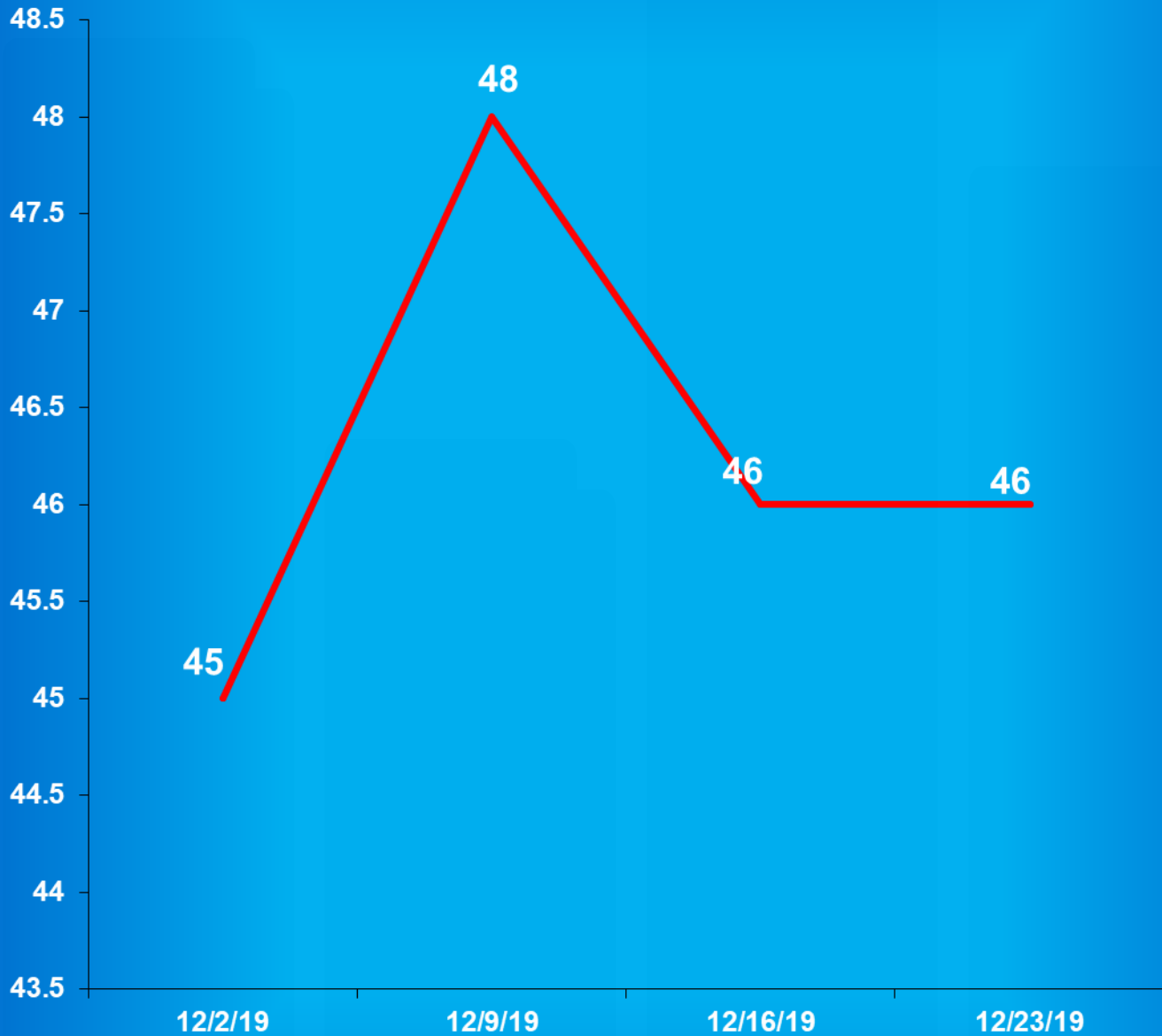
— Includes County Jail/Contract Beds — Excludes County Jail/Contract Beds

Indiana Department of Correction

Graph C

Adult Females Held in County Jails

December 2019



- Offenders held in county jails are newly sentenced offenders with completed court documents who are awaiting transfer to a DOC facility.

- Jail counts are a dynamic number that are affected by a variety of factors, including; sentencing trends, available DOC beds, and intake process completion.

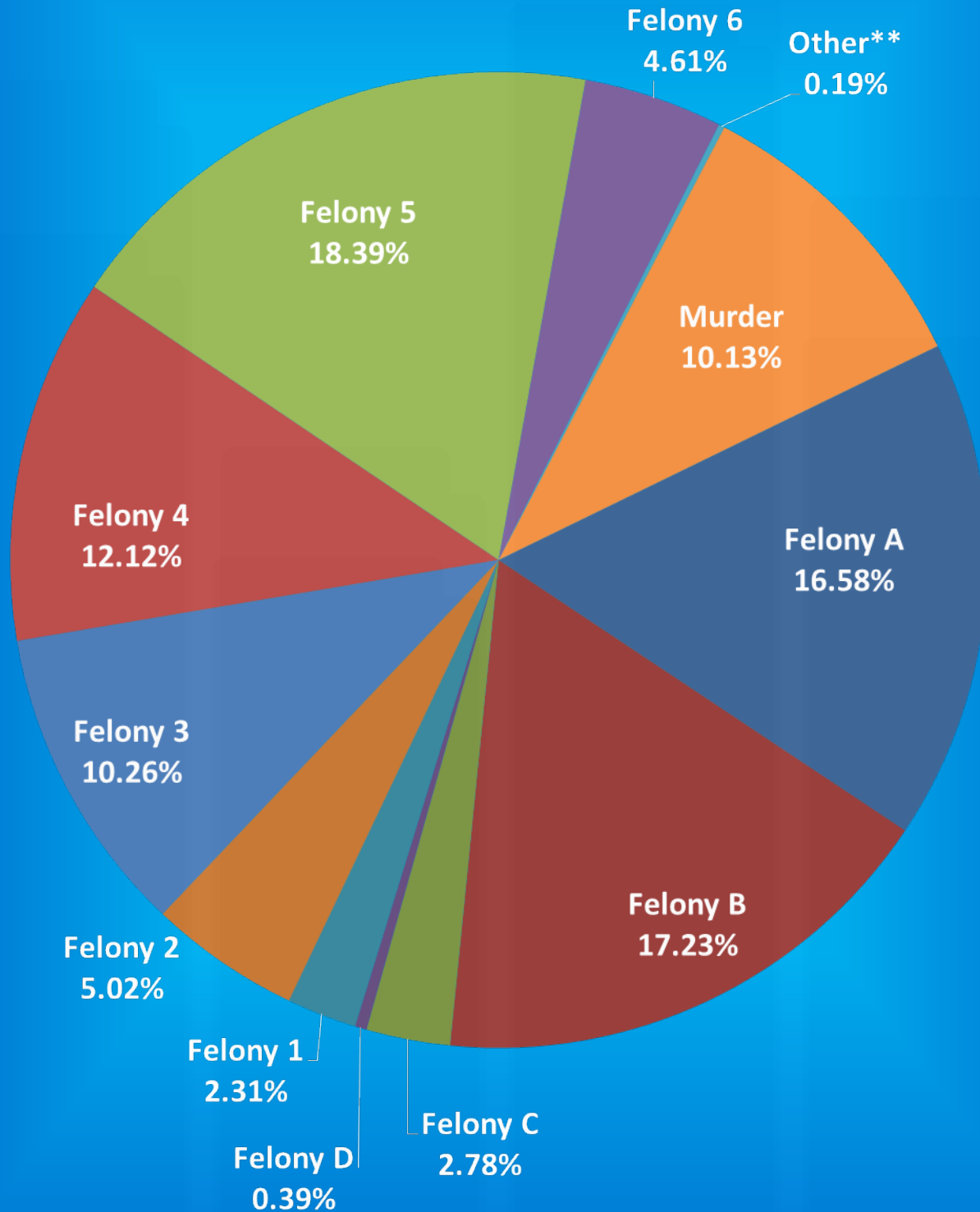
Indiana Department of Correction

Graph D

Male Population by Most Serious Offense Felony Level*

January 01, 2020

N = 24,632



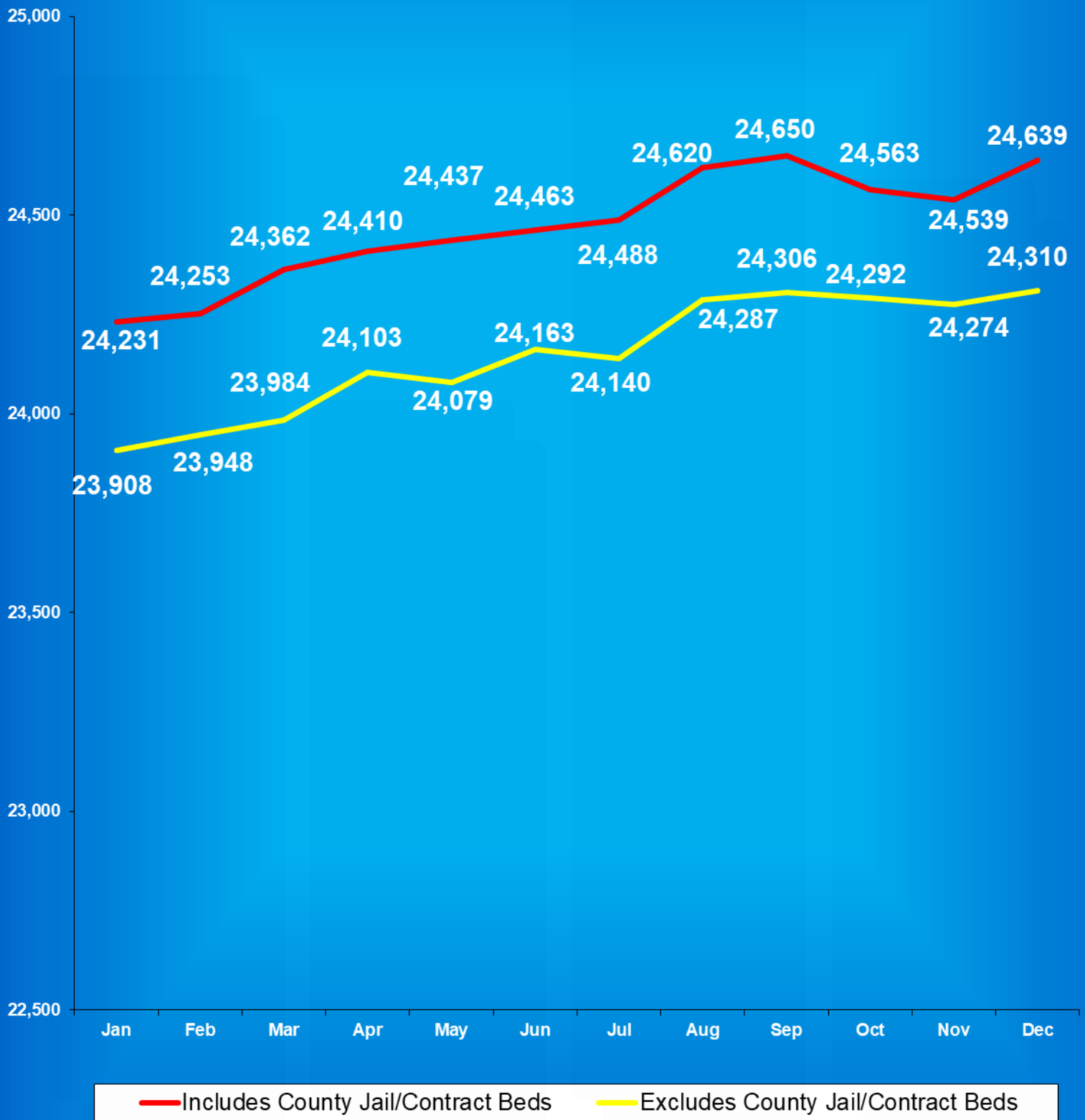
* Includes Offenders Held in County Jails and Contracted Beds

** Other includes Safekeepers, Predispositions, Habitual Offenders, Misdemeanants, and Unknowns

Indiana Department of Correction

Graph E

Average Daily Adult Male Offender Populations Calendar Year 2019

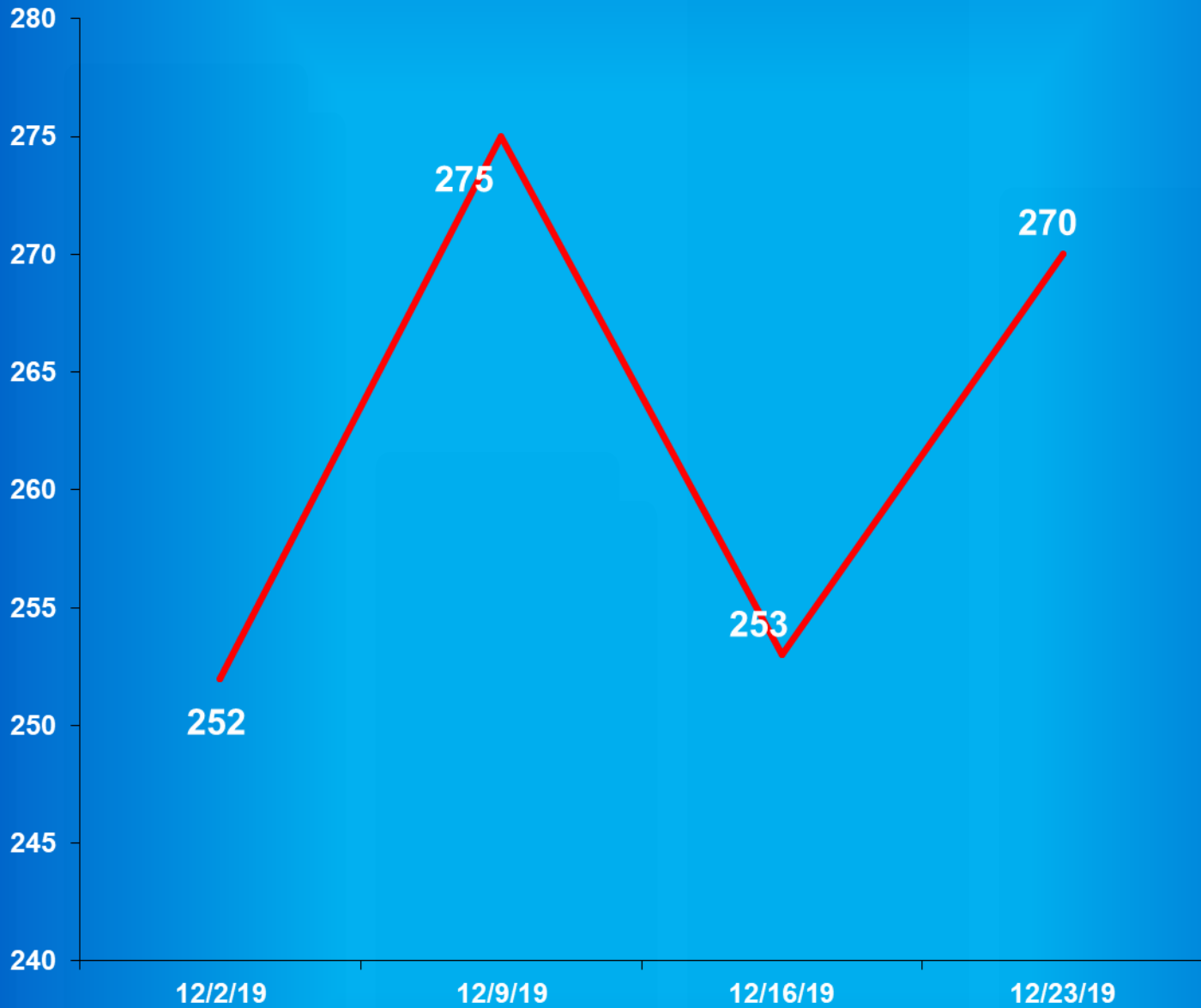


Indiana Department of Correction

Graph F

Adult Males Held in County Jails

December 2019



- Offenders held in county jails are newly sentenced offenders with completed court documents who are awaiting transfer to a DOC facility.

- Jail counts are a dynamic number that are affected by a variety of factors, including; sentencing trends, available DOC beds, and intake process completion.



Juvenile Offender Statistics



Indiana Department Of Correction
Table 13
Monthly Facility Admissions and Releases

Juvenile Offenders
December 2019

Admissions of All Juvenile Males

New Commitment	Re-Commitment	Parolee Return	Return From Escape	Diagnostics/Walk-Thrus
17	6	1	0	5

Releases of All Juvenile Males

Discharge	Parole	Escape	Diagnostics/Walk-Thrus
47	8	0	7

Admissions of All Juvenile Females

New Commitment	Re-Commitment	Parolee Return	Return From Escape	Diagnostics/Walk-Thrus
5	0	0	0	2

Releases of All Juvenile Females

Discharge	Parole	Escape	Diagnostics/Walk-Thrus
6	1	0	3

Sources:

SAS - mnthadm4_pgm_tbl13.pgm

SAS - mnthext4_pgm_tbl13.pgm

Indiana Department of Correction

Table 14

New Admissions by County of Commitment - Juveniles

December 2019

County	Admission Type			County	Admission Type		
	New Commits	Re Commits	Total		New Commits	Re Commits	Total
Adams	1	0	1	Madison	0	0	0
Allen	1	0	1	Marion	1	0	1
Bartholomew	0	1	1	Marshall	0	0	0
Benton	0	0	0	Martin	0	0	0
Blackford	0	0	0	Miami	0	0	0
Boone	0	0	0	Monroe	0	0	0
Brown	1	0	1	Montgomery	0	0	0
Carroll	0	0	0	Morgan	0	0	0
Cass	1	0	1	Newton	0	0	0
Clark	1	0	1	Noble	0	0	0
Clay	0	0	0	Ohio	0	0	0
Clinton	0	0	0	Orange	0	0	0
Crawford	0	0	0	Owen	0	0	0
Daviess	1	0	1	Parke	0	0	0
Dearborn	0	0	0	Perry	0	0	0
Decatur	0	0	0	Pike	0	0	0
DeKalb	0	0	0	Porter	0	0	0
Delaware	1	0	1	Posey	0	0	0
Dubois	0	0	0	Pulaski	0	0	0
Elkhart	2	0	2	Putnam	0	0	0
Fayette	0	0	0	Randolph	0	0	0
Floyd	1	0	1	Ripley	0	0	0
Fountain	0	0	0	Rush	0	0	0
Franklin	0	0	0	St. Joseph	5	1	6
Fulton	0	0	0	Scott	0	0	0
Gibson	2	0	2	Shelby	0	0	0
Grant	0	0	0	Spencer	0	0	0
Greene	0	0	0	Starke	0	0	0
Hamilton	1	0	1	Steuben	0	0	0
Hancock	1	0	1	Sullivan	0	0	0
Harrison	0	0	0	Switzerland	0	0	0
Hendricks	0	1	1	Tippecanoe	0	0	0
Henry	0	0	0	Tipton	0	0	0
Howard	0	0	0	Union	0	0	0
Huntington	1	0	1	Vanderburgh	0	1	1
Jackson	0	0	0	Vermillion	0	0	0
Jasper	0	0	0	Vigo	0	0	0
Jay	0	0	0	Wabash	0	0	0
Jefferson	0	0	0	Warren	0	0	0
Jennings	1	0	1	Warrick	0	0	0
Johnson	0	0	0	Washington	0	0	0
Knox	0	0	0	Wayne	0	0	0
Kosciusko	0	1	1	Wells	0	0	0
LaGrange	0	1	1	White	0	0	0
Lake	0	0	0	Whitley	0	0	0
LaPorte	0	0	0	Unknown	0	0	0
Lawrence	0	0	0	Totals	22	6	28

This data is based on most serious offense and excludes parole violations.

Source: Mnthadm4_pgm_tbl14.pgm

Indiana Department of Correction

Table 15

Monthly Releases by County of Commitment - Juveniles

December 2019

County	Release Type			County	Release Type		
	Discharge	Parole	Total		Discharge	Parole	Total
Adams	0	0	0	Madison	0	0	0
Allen	5	1	6	Marion	11	0	11
Bartholomew	0	1	1	Marshall	1	0	1
Benton	2	0	2	Martin	0	0	0
Blackford	1	0	1	Miami	1	0	1
Boone	1	0	1	Monroe	0	0	0
Brown	0	0	0	Montgomery	2	1	3
Carroll	0	0	0	Morgan	0	0	0
Cass	1	0	1	Newton	0	0	0
Clark	1	0	1	Noble	0	0	0
Clay	1	0	1	Ohio	0	0	0
Clinton	2	0	2	Orange	0	0	0
Crawford	0	0	0	Owen	0	0	0
Daviess	0	0	0	Parke	0	0	0
Dearborn	0	0	0	Perry	0	0	0
Decatur	0	0	0	Pike	0	0	0
DeKalb	0	0	0	Porter	0	0	0
Delaware	0	0	0	Posey	0	0	0
Dubois	2	0	2	Pulaski	0	0	0
Elkhart	3	0	3	Putnam	0	0	0
Fayette	0	0	0	Randolph	1	0	1
Floyd	0	0	0	Ripley	1	0	1
Fountain	0	0	0	Rush	0	0	0
Franklin	1	0	1	St. Joseph	1	1	2
Fulton	0	0	0	Scott	2	0	2
Gibson	1	0	1	Shelby	1	0	1
Grant	0	0	0	Spencer	1	0	1
Greene	1	0	1	Starke	0	0	0
Hamilton	0	0	0	Steuben	0	0	0
Hancock	1	0	1	Sullivan	0	0	0
Harrison	0	0	0	Switzerland	0	0	0
Hendricks	1	0	1	Tippecanoe	0	1	1
Henry	0	1	1	Tipton	0	0	0
Howard	0	0	0	Union	0	0	0
Huntington	0	0	0	Vanderburgh	0	3	3
Jackson	0	0	0	Vermillion	0	0	0
Jasper	0	0	0	Vigo	2	0	2
Jay	0	0	0	Wabash	0	0	0
Jefferson	0	0	0	Warren	0	0	0
Jennings	0	0	0	Warrick	0	0	0
Johnson	1	0	1	Washington	1	0	1
Knox	2	0	2	Wayne	1	0	1
Kosciusko	0	0	0	Wells	0	0	0
LaGrange	0	0	0	White	0	0	0
Lake	0	0	0	Whitley	0	0	0
LaPorte	0	0	0	Unknown	0	0	0
Lawrence	0	0	0	Totals	53	9	62

Some discharges may be releases to County Probation - data is unable to be separated.

Diagnostics and Escapes are excluded.

Source: Mnthext4_pgm_tbl15.pgm

Indiana Department of Correction
Table 16
Total Number of Committing Offenses for Juveniles
Committed to the Indiana Department of Correction
December 2019

OFFENSE (Citation Code)	NUMBER OF OFFENSES			
	This Month		This Calendar Year	
LEVEL I	Female	Male	Female	Male
Aggravated Battery (35-42-2-1.5)	0	1	0	2
Arson (35-43-1-1)	0	0	0	8
Battery (35-42-2-1)	0	0	5	16
Battery by Bodily Waste (35-42-2-6)	0	0	0	1
Burglary (35-43-2-1)	0	3	2	23
CHILD EXPLOITATION	0	0	0	1
Carjacking (35-42-5-2)	0	0	0	0
Carrying Handgun w/o License (35-47-2-1)	0	1	0	6
Changing, Altering, Removing, Obliterating ID of Handgun (35-47-2-18)	0	1	0	2
Child Exploitation (35-42-4-4)	0	0	0	2
Child Molesting (35-42-4-3)	0	0	1	18
Child Seduction (35-42-4-7)	0	0	0	0
Child Selling (35-46-1-4)	0	0	0	0
Child Solicitation (35-42-4-6)	0	0	0	0
Child in Possession of Handgun (35-47-10-5)	0	0	0	5
Consumer Product Tampering (35-45-8-3)	0	0	0	0
Criminal Confinement (35-42-3-3)	0	0	0	4
Criminal Deviate Conduct (35-42-4-2)	0	0	0	0
Criminal Gang Intimidation (35-45-9-4)	0	0	0	0
Criminal Gang Recruitment	0	0	0	0
Criminal Recklessness (35-42-2-2)	0	0	0	7
Dangerous Possesion of a Firearm (35-47-10-5)	1	2	1	36
Dealing in a Sawed-Off Shotgun (35-47-5-4.1)	0	0	0	0
Distribution of a Destructive Device (IC 35-47.5-5-5)	0	0	0	0
Domestic Battery (35-42-2-1.3)	1	0	4	8
Driving While Intoxicated Resulting in Death (9-30-5-5)	0	0	0	0
False Application for Handgun (35-47-2-8)	0	0	0	0
False, Altering Handgun License (35-47-2-22)	0	0	0	0
Feticide (35-42-1-6)	0	0	0	0
Handgun, False ID (35-47-2-17)	0	0	0	0
Incest (35-46-1-3)	0	0	0	0
Interference with Custody (35-42-3-4)	0	0	0	0
Intimidation (35-45-2-1)	0	0	0	0
Involuntary Manslaughter (35-42-1-4)	0	0	0	0
Kidnapping (35-42-3-2)	0	0	0	1
Murder (35-42-1-1)	0	0	1	2
Neglect of a Dependent (35-46-1-4)	0	0	0	0
Operation of a Machine Gun/Hurling a Bomb (35-47-5-9)	0	0	0	0
Overpass Mischief (35-42-2-5)	0	0	0	0
Pointing a Firearm (35-47-4-3)	0	1	0	3
Possession of Firearm on School Property (35-47-9-2)	0	0	0	1
Possession of a Machine Gun or Bomb (35-47-5-9)	0	0	0	0
Rape (35-42-4-1)	0	0	0	5
Reckless Homicide (35-42-1-5)	0	1	0	3
Resisting Law Enforcement (35-44-3-3)	0	0	0	0
Robbery (35-42-5-1)	0	1	4	47
Sell, Manufacture, Possess, Purchase Explosive (35-47-5-1)	0	0	0	0
Sell, Transfer, HIV Blood (35-42-1-7)	0	0	0	0
Selling, Transferring, Giving Handgun to Under 18 (35-47-2-7)	0	0	0	0
Sexual Battery (35-42-4-8)	0	0	0	5
Sexual Misconduct (35-44-1-5)	0	0	0	0

LEVEL I (cont'd)

NUMBER OF OFFENSES

	This Month		This Calendar Year	
	Female	Male	Female	Male
Sexual Misconduct with a Minor (35-42-4-9)	0	0	0	0
Stalking (35-45-10-5)	0	0	0	0
Strangulation (35-42-2-9)	0	0	0	2
Unlawful Delivery of Confiscated Firearm (35-47-3-4)	0	0	0	0
Unlawful Use of Body Armor (35-47-5-13)	0	0	0	0
Unlawful Use of Stun Gun (35-47-8-5)	0	0	0	0
Vicarious Sexual Gratification (35-42-4-5)	0	0	0	0
Voluntary Manslaughter (35-42-1-3)	0	0	0	0
Sub-Total	2	11	18	208

LEVEL II

Assisting a Criminal (35-44-3-2)	0	0	0	0
Chinese Throwing Star (35-47-5-12)	0	0	0	0
Criminal Gang Activity (35-45-9-3)	0	0	0	0
Criminal Recklessness (35-42-2-2)	0	0	0	0
Dealing Anabolic Steroid (16-42-19-27)	0	0	0	0
Dealing Methamphetamine (35-48-4-1.1)	0	0	0	0
Dealing in Cocaine or Narcotic Drug (35-48-4-1)	0	0	0	0
Dealing in Marijuana, Hash Oil, or Hashish (35-48-4-10)	0	0	0	2
Dealing in a Schedule I, II, or III Controlled Substance (35-48-4-2)	0	0	1	0
Dealing in a Schedule IV Controlled Substance (35-48-4-3)	0	0	0	0
Dealing in a Schedule V Controlled Substance (35-48-4-4)	0	0	0	0
Dealing in a Substance Represented to be a Controlled Substance (35-48-4-4.5)	0	0	0	0
Delivery of Weapon to Intoxicated Person (35-47-4-1)	0	0	0	0
Disarming Law Enforcement Officer (35-44.1-3-2)	0	0	0	0
Escape/Failure to Return to Lawful Detention (35-44-3-5)	0	2	7	5
Inmate w/ Deadly Weapon (35-44.1-3-7)	0	0	0	0
Interference with Custody (35-42-3-4)	0	0	0	0
Intimidation (35-45-2-1)	0	1	2	19
Knife with Automatic Blade (35-47-5-2)	0	0	0	0
Loan Sharking (35-45-7-2)	0	0	0	0
Maintaining a Common Nuisance (35-48-4-13)	0	0	0	0
Making loan secured by mortgage, deposit or pledge of handgun (35-47-4-2)	0	0	0	0
Manufacture, Distribution, Possession of a Substance Represented to be a Controlled Substance (35-48-4-4)	0	0	0	0
Neglect of a Dependent (35-46-1-4)	0	0	0	0
Poss Precursors w/ Intent to Manufacture Etc. (35-48-4-14.5)	0	0	0	0
Possession of a Controlled Substance (35-48-4-7)	0	0	0	1
Possession of a Knife on School Property (35-47-5-2.5)	0	0	1	1
Promoting Prostitution (35-45-4-4)	0	0	0	0
Purchase, Possession or Sale of Stun Gun (35-47-8-5)	0	0	0	0
RESIST LAW ENF/VH	0	1	0	1
Resisting Law Enforcement (35-44-3-3)	0	0	3	15
Rioting with a Deadly Weapon (35-45-1-2)	0	0	0	0
Sale, Possession, Use of Legend Drug (16-42-19-27)	0	0	0	0
Sexual Misconduct with a Minor (35-42-4-9)	0	0	0	0
Stalking (35-45-10-5)	0	0	0	0
Trafficking with an Inmate (35-44-3-9)	0	0	0	0
Use of Stun Gun in Commission of a Crime (35-47-8-5)	0	0	0	0
Sub-Total	0	4	14	44

LEVEL III

Accident /Failure to Stop (9-26-1-8)	0	0	0	0
Accident, Property Damage with Injury (9-26-1-8)	0	0	0	1
Altering or Damaging Computer (35-43-1-4)	0	0	0	0
Auto Theft, Receiving Stolen Parts (35-43-4-2.5)	1	5	5	30
Battery (35-42-2-1)	1	4	9	36
Battery by Bodily Waste (35-42-2-6)	1	0	1	1
Bestiality	0	0	0	0
Bribery (35-44-1-1)	0	0	0	0

LEVEL III (cont'd)	NUMBER OF OFFENSES			
	This Month		This Calendar Year	
	Female	Male	Female	Male
Burglary (35-43-2-1)	0	0	0	0
Check Deception (35-43-5-5)	0	0	0	0
Check Fraud (35-43-5-12)	0	0	0	0
Child Exploitation (35-42-4-4)	0	0	0	0
Controlled Substance Registration (35-48-4-14)	0	0	0	0
Conversion (35-43-4-3)	0	0	1	2
Criminal Mischief (35-43-1-2)	0	3	5	34
Criminal Recklessness (35-42-2-2)	0	0	0	0
Criminal Trespass (35-43-2-2)	0	0	0	6
Dealing in Altered Property (35-43-4-2.3)	0	0	0	0
Dealing in Marijuana, Hash Oil, or Hashish (35-48-4-10)	0	0	0	0
Dealing in Paraphernalia (35-48-4-8.5)	0	0	0	0
Dealing in a Schedule IV Controlled Substance (35-48-4-3)	0	0	0	0
Distribution of Material Harmful to Minor (35-49-3-3)	0	0	0	0
Escape/Failure to Return to Lawful Detention (35-44-3-5)	0	2	4	33
Failure to Appear (35-44-3-6)	0	0	0	0
False Reporting (35-44-2-2)	0	0	0	0
Forgery (35-43-5-2)	0	0	0	0
Fraud (35-43-5-4)	0	0	1	7
Fraud on Financial Institution (35-45-5-8)	0	0	0	0
Home Improvement Fraud (35-43-6-13)	0	0	0	0
Identity Deception (35-43-5-3.5)	0	0	0	0
Interference with Custody (35-42-3-4)	0	0	0	0
Interference with Reporting Crime (35-42-2-5)	0	0	0	0
Invasion of Privacy (35-46-1-15.1)	0	0	0	1
Kill Domestic Animal	0	0	0	0
Manufacture of Paraphernalia (35-48-4-8.1)	0	0	0	0
Nonsupport of Child (35-46-1-5)	0	0	0	0
Nonsupport of Spouse (35-46-1-6)	0	0	0	0
Obscene Performance (35-49-3-1)	0	0	0	0
Obstructing Fireman (35-44-3-8)	0	0	0	0
Obstructing Traffic (35-42-2-4)	0	0	0	0
Obstruction of Justice (35-44-3-4)	0	0	0	0
Operating Vehicle After Lifetime Forfeiture (9-30-10-17)	0	0	0	0
Operating Vehicle While Intoxicated (9-30-5-4)	0	0	0	0
Operating Vehicle While Intoxicated with Prior (9-30-5-3)	0	0	0	0
Patronizing a Prostitute (35-45-4-3)	0	0	0	0
Perjury (35-44-2-1)	0	0	0	0
Possession of Cocaine or Narcotic Drug (35-48-4-6)	0	0	0	1
Possession of Marijuana, Hash Oil, or Hashish (35-48-4-11)	0	0	0	0
Possession of Methamphetamines (35-48-4-6.1)	1	0	2	4
Possession of Paraphernalia (35-48-4-8.3)	0	0	0	0
Possession of a Controlled Substance (35-48-4-7)	0	0	0	2
Possession of a Syringe (16-42-19-18)	0	0	0	0
Possession/Use of Legend Drug (16-42-19-13)	0	0	1	0
Professional Gambling (35-45-5-3)	0	0	0	0
Profiting from Adoption (35-46-1-9)	0	0	0	0
Promoting Professional Gambling (35-45-5-4)	0	0	0	0
Promoting Prostitution (35-45-4-4)	0	0	0	0
Prostitution (35-45-4-2)	0	0	0	0
Public Indecency (35-45-4-1)	0	0	0	0
Public Nudity (35-45-4-1.5)	0	0	0	0
Railroad Mischief (35-42-2-5.5)	0	0	0	0
Receiving Stolen Auto Parts (35-43-4-2.5)	0	0	0	1
Receiving Stolen Property (35-43-4-2)	0	0	0	0
Residential Entry (35-43-2-1.5)	0	1	1	8
Resisting Law Enforcement (35-44-3-3)	0	3	5	24
Rioting (35-45-1-2)	0	0	0	0
Sale, Possession, Use of Legend Drug (16-42-19-27)	0	0	0	0

LEVEL III (cont'd)	NUMBER OF OFFENSES			
	This Month		This Calendar Year	
	Female	Male	Female	Male
Selling, Distributing, Exhibiting Obscene Material (35-49-3-1)	0	0	0	0
Stalking (35-45-10-5)	0	0	0	0
Synthetic Drug (35-48-4-11.5)	0	0	0	0
THEFT/RSP/>\$100,000	0	0	0	1
TRAFFIC W/INMATE	0	0	1	0
Theft (35-43-4-2)	0	3	9	57
Torture or Mutilation of Animal (35-46-3-12)	0	0	0	0
Trafficking with an Inmate (35-44-3-9)	0	0	0	0
Unauthorized Possession of Prescription Form (35-48-4-14)	0	0	0	0
Unlawful Entry of Motor Vehicle (35-43-4-2.7)	0	0	0	0
Voyeurism (35-45-4-5)	0	0	0	0
Welfare Fraud (35-43-5-7)	0	0	0	0
Sub-Total	4	21	45	249

LEVEL IV

Absence From Home Detention (35-38-2.5-10)	0	0	0	0
Accident/Failure to Stop (9-26-1-8)	0	0	0	2
Alcohol Violation (31-37-2-6)	0	0	0	0
Animal Cruelty (35-46-3-12)	0	0	0	0
Assisting a Criminal (35-44-3-2)	0	0	0	0
Beats Vertebrate Animal (35-46-3-12)	0	0	0	0
Check Deception (35-43-5-5)	0	0	0	0
Common Nuisance (35-48-4-13)	0	0	0	1
Computer Trespassing (35-43-2-3)	0	0	0	0
Counterfeiting Auto Registration (9-18-2-42)	0	0	0	0
Counterfeiting a Driver's License (9-24-18-7)	0	0	0	0
Curfew Violation (31-37-2-5)	0	1	0	1
Deception (35-43-5-3)	0	0	0	0
Deer Outside Hours (14-22-6-1)	0	0	0	0
Deer w/ Illegal Device (14-22-6-1)	0	0	0	0
Disorderly Conduct (35-45-1-3)	1	3	4	16
Dissemination of Material Harmful to Minor (35-49-3-3)	0	0	0	0
Driving While Intoxicated (9-11-2-3)	0	0	0	0
Driving with Suspended License (9-24-19-2)	0	0	0	0
Exploitation of Dependent/Endangered Adult (35-46-1-12)	0	0	0	0
Failure to Appear (35-44-3-6)	0	0	0	0
Failure to Disclose Recruitment (35-46-4-4)	0	0	0	0
Failure to Respond to Summons (35-44-3-6.5)	0	0	0	0
False Auto Registration (9-18-2-44)	0	0	0	0
False Identity Statement (35-44-2-6)	0	0	0	0
False Informing (35-44-2-2)	0	2	0	7
Flag Desecration (35-45-1-4)	0	0	0	0
Glue Sniffing (35-46-6-2)	0	0	0	0
Habitual Disobedience of Parent, Guardian, or Custodian (Incorrigible) (31-37-2-4)	0	0	0	0
Harassment (35-45-2-2)	0	0	0	0
Home Improvement Fraud (35-43-6-12)	0	0	0	0
Illegal Consumption of Alcohol (7.1-5-7-7)	0	0	1	1
Illegal Possession of Alcohol (7.1-5-7-7)	0	0	1	0
Impairment of ID Number (35-43-7-4)	0	0	0	0
Interference with Custody (35-42-3-4)	0	0	0	0
Interfering with Law Enforcement Animal (35-46-3-11)	0	0	0	0
Invasion of Privacy (35-46-1-15.1)	0	0	0	0
Leaving Home w/o Permission of Parent, Guardian or Custodian (Runaway) (31-37-2-2)	0	2	3	6
Maintaining a Common Nuisance (35-48-4-13)	0	0	0	0
Nitrous Oxide Distribution (35-46-6-3)	0	0	0	0
Obscene Performance (35-49-3-1)	0	0	0	0
Obstructing Medical Emergency (35-44-3-8.5)	0	0	0	0
Obstructing Traffic (35-42-2-4)	0	0	0	0
Official Misconduct (35-44.1-1-1)	0	0	0	0
Operating Vehicle While Intoxicated (9-30-5-2)	0	0	0	0

LEVEL IV (cont'd)	NUMBER OF OFFENSES			
	This Month		This Calendar Year	
	Female	Male	Female	Male
Operating Vehicle While Intoxicated/Cntrl'd Sub (9-30-5-1)	0	0	0	0
Operating Vehicle w/o License (9-24-18-1)	0	4	3	9
Operating Vehicle w/o Proof of Financial (9-25-8-2)	0	0	0	0
Operating Vehicle w/o Registration/Plates (9-18-2-43)	0	0	0	0
POSS/PUR/ACC TOBACCO	0	0	0	1
Possession of Device/Interfere Test (35-43-5-18)	0	0	0	0
Possession of Marijuana, Hash Oil, or Hashish (35-48-4-11)	0	0	4	28
Possession of Paraphernalia (35-48-4-8.3)	0	0	0	7
Possession of Substance Represented to be a Controlled Substance (35-48-4-4.6)	0	0	0	0
Possession, Purchase, Accepting Tobacco (35-46-1-10.5)	0	0	0	0
Probation Violation	0	12	0	127
Public Intoxication (7-1-5-1-3)	0	0	0	1
Receiving Unidentified Property (35-43-7-5)	0	0	0	0
Reckless Driving (9-21-8-52)	0	1	1	1
Refusal to Aid Officer (35-44-3-7)	0	0	0	0
Refusal to Identify Self (34-28-5-3.5)	0	0	0	0
Selling, Distributing, Exhibiting Obscene Material (35-49-3-1)	0	0	0	0
Synthetic Drug (35-48-4-11.5)	0	0	0	0
Taking Deer/Turkey (14-22-6-1)	0	0	0	0
Tattooing a Minor (35-42-2-7)	0	0	0	0
Torture, Kill, Mutilate an Animal (35-46-3-12)	0	0	0	0
UNAUTH USE OF RR R/W	0	0	0	1
Unauthorized Possession of Prescription (35-48-4-14)	0	0	0	0
Unlawful Entry of Motor Vehicle (35-43-4-2.7)	0	0	1	11
Unlawful Gambling (35-45-5-2)	0	0	0	0
Unlawful Use of Railroad Right of Way (8-3-15-3)	0	0	0	0
Vending Machine Vandalism (35-43-4-7)	0	0	0	0
Violation Home Detention	0	0	0	0
Violation Suspended Commitment to DOC	1	0	6	0
Violation of Compulsory School Attendance Law (Truancy) (31-37-2-3)	0	0	1	1
Voyeurism (35-45-4-5)	0	0	0	0
Welfare Fraud (35-45-5-7)	0	0	0	0
Sub-Total	2	25	25	221
GRAND TOTAL NUMBER OF OFFENSES	8	61	102	722

Source: SAS - mnthadm4_by_offense.pgm

Indiana Department of Correction
Table 17
Number of Juvenile Offenders by Most Serious Offense
Committed to the Indiana Department of Correction

December 2019

MOST SERIOUS OFFENSE (Citation Code)	NUMBER OF JUVENILES			
	This Month		This Calendar Year	
	Female	Male	Female	Male
LEVEL I				
ARSON/>250<\$5000	0	0	0	1
ARSON/SBI	0	0	0	1
Aggravated Battery (35-42-2-1.5)	0	1	0	2
Arson (35-43-1-1)	0	0	0	2
Battery (35-42-2-1)	0	0	6	16
Battery by Bodily Waste (35-42-2-6)	0	0	0	1
Burglary (35-43-2-1)	0	3	1	27
Carjacking (35-42-5-2)	0	0	0	0
Carrying Handgun w/o License (35-47-2-1)	0	1	0	5
Changing, Altering, Removing, Obliterating ID of Handgun (35-47-2-18)	0	1	0	2
Child Exploitation (35-42-4-4)	0	0	0	1
Child Molesting (35-42-4-3)	0	0	1	17
Child Seduction (35-42-4-7)	0	0	0	0
Child Selling (35-46-1-4)	0	0	0	0
Child Solicitation (35-42-4-6)	0	0	0	0
Child in Possession of Handgun (35-47-10-5)	0	0	0	2
Consumer Product Tampering (35-45-8-3)	0	0	0	0
Criminal Confinement (35-42-3-3)	0	0	0	1
Criminal Deviate Conduct (35-42-4-2)	0	0	0	0
Criminal Gang Intimidation (35-45-9-4)	0	0	0	0
Criminal Gang Recruitment	0	0	0	0
Criminal Recklessness (35-42-2-2)	0	0	0	6
Dangerous Possession of a Firearm (35-47-10-5)	1	2	1	25
Dealing in a Sawed-Off Shotgun (35-47-5-4.1)	0	0	0	0
Distribution of a Destructive Device (IC 35-47.5-5-5)	0	0	0	0
Domestic Battery (35-42-2-1.3)	1	0	3	9
Driving While Intoxicated Resulting in Death (9-30-5-5)	0	0	0	0
False Application for Handgun (35-47-2-8)	0	0	0	0
False, Altering Handgun License (35-47-2-22)	0	0	0	0
Feticide (35-42-1-6)	0	0	0	0
Handgun, False ID (35-47-2-17)	0	0	0	0
Incest (35-46-1-3)	0	0	0	0
Interference with Custody (35-42-3-4)	0	0	0	0
Intimidation (35-45-2-1)	0	0	0	0
Involuntary Manslaughter (35-42-1-4)	0	0	0	0
Kidnapping (35-42-3-2)	0	0	0	0
Murder (35-42-1-1)	0	0	0	2
Neglect of a Dependent (35-46-1-4)	0	0	0	0
Operation of a Machine Gun/Hurling a Bomb (35-47-5-9)	0	0	0	0
Overpass Mischief (35-42-2-5)	0	0	0	0
Pointing a Firearm (35-47-4-3)	0	1	0	2
Possession of Firearm on School Property (35-47-9-2)	0	0	0	1
Possession of a Machine Gun or Bomb (35-47-5-9)	0	0	0	0
Rape (35-42-4-1)	0	0	0	5
Reckless Homicide (35-42-1-5)	0	1	0	2
Resisting Law Enforcement (35-44-3-3)	0	0	0	0
Robbery (35-42-5-1)	0	1	4	37
Sell, Manufacture, Possess, Purchase Explosive (35-47-5-1)	0	0	0	0
Sell, Transfer, HIV Blood (35-42-1-7)	0	0	0	0
Selling, Transferring, Giving Handgun to Under 18 (35-47-2-7)	0	0	0	0

NUMBER OF JUVENILES

LEVEL I (cont'd)	This Month		This Calendar Year	
	Female	Male	Female	Male
Sexual Battery (35-42-4-8)	0	0	0	3
Sexual Misconduct (35-44-1-5)	0	0	0	0
Sexual Misconduct with a Minor (35-42-4-9)	0	0	0	0
Stalking (35-45-10-5)	0	0	0	0
Strangulation (35-42-2-9)	0	0	0	1
Unlawful Delivery of Confiscated Firearm (35-47-3-4)	0	0	0	0
Unlawful Use of Body Armor (35-47-5-13)	0	0	0	0
Unlawful Use of Stun Gun (35-47-8-5)	0	0	0	0
Vicarious Sexual Gratification (35-42-4-5)	0	0	0	0
Voluntary Manslaughter (35-42-1-3)	0	0	0	0
Sub-Total	2	11	16	171

LEVEL II

Assisting a Criminal (35-44-3-2)	0	0	0	0
Chinese Throwing Star (35-47-5-12)	0	0	0	0
Criminal Gang Activity (35-45-9-3)	0	0	0	0
Criminal Recklessness (35-42-2-2)	0	0	0	0
Dealing Anabolic Steroid (16-42-19-27)	0	0	0	0
Dealing Methamphetamine (35-48-4-1.1)	0	0	0	0
Dealing in Cocaine or Narcotic Drug (35-48-4-1)	0	0	0	0
Dealing in Marijuana, Hash Oil, or Hashish (35-48-4-10)	0	0	0	1
Dealing in a Schedule I, II, or III Controlled Substance (35-48-4-2)	0	0	1	0
Dealing in a Schedule IV Controlled Substance (35-48-4-3)	0	0	0	1
Dealing in a Schedule V Controlled Substance (35-48-4-4)	0	0	0	0
Dealing in a Substance Represented to be a Controlled Substance (35-48-4-4.5)	0	0	0	0
Delivery of Weapon to Intoxicated Person (35-47-4-1)	0	0	0	0
Disarming Law Enforcement Officer (35-44-1-3-2)	0	0	0	0
Escape/Failure to Return to Lawful Detention (35-44-3-5)	0	2	5	6
Inmate w/ Deadly Weapon (35-44.1-3-7)	0	0	0	0
Interference with Custody (35-42-3-4)	0	0	0	0
Intimidation (35-45-2-1)	0	1	2	10
Knife with Automatic Blade (35-47-5-2)	0	0	0	0
Loan Sharking (35-45-7-2)	0	0	0	0
Maintaining a Common Nuisance (35-48-4-13)	0	0	0	0
Making loan secured by mortgage, deposit or pledge of handgun (35-47-4-2)	0	0	0	0
Manufacture, Distribution, Possession of a Substance Represented to be a Controlled Substance (3	0	0	0	0
Neglect of a Dependent (35-46-1-4)	0	0	0	0
Poss precursors w/intent to manufacture etc. (35-48-4-14.5)	0	0	0	0
Possession of a Controlled Substance (35-48-4-7)	0	0	0	1
Possession of a Knife on School Property (35-47-5-2.5)	0	0	1	0
Promoting Prostitution (35-45-4-4)	0	0	1	0
Purchase, Possession or Sale of Stun Gun (35-47-8-5)	0	0	0	0
Resisting Law Enforcement (35-44-3-3)	0	0	2	9
Rioting with a Deadly Weapon (35-45-1-2)	0	0	0	0
Sale, Possession, Use of Legend Drug (16-42-19-27)	0	0	0	0
Sexual Misconduct with a Minor (35-42-4-9)	0	0	0	0
Stalking (35-45-10-5)	0	0	0	0
Trafficking with an Inmate (35-44-3-9)	0	0	0	0
Use of Stun Gun in Commission of a Crime (35-47-8-5)	0	0	0	0
Sub-Total	0	3	12	28

LEVEL III

Accident /Failure to Stop (9-26-1-8)	0	0	0	0
Accident, Property Damage with Injury (9-26-1-8)	0	0	0	0
Altering or Damaging Computer (35-43-1-4)	0	0	0	0
Auto Theft, Receiving Stolen Parts (35-43-4-2.5)	1	3	3	15
Battery (35-42-2-1)	1	2	7	16
Bestiality	0	0	0	0
Bribery (35-44-1-1)	0	0	0	0
Burglary (35-43-2-1)	0	0	0	0
Check Deception (35-43-5-5)	0	0	0	0

NUMBER OF JUVENILES

LEVEL III (cont'd)	This Month		This Calendar Year	
	Female	Male	Female	Male
Check Fraud (35-43-5-12)	0	0	0	0
Child Exploitation (35-42-4-4)	0	0	0	0
Controlled Substance Registration (35-48-4-14)	0	0	0	0
Conversion (35-43-4-3)	0	0	1	2
Criminal Mischief (35-43-1-2)	0	0	2	9
Criminal Recklessness (35-42-2-2)	0	0	0	0
Criminal Trespass (35-43-2-2)	0	0	0	6
Dealing in Altered Property (35-43-4-2.3)	0	0	0	0
Dealing in Marijuana, Hash Oil, or Hashish (35-48-4-10)	0	0	0	0
Dealing in Paraphernalia (35-48-4-8.5)	0	0	0	0
Distribution of Material Harmful to Minor (35-49-3-3)	0	0	0	0
Escape/Failure to Return to Lawful Detention (35-44-3-5)	0	1	3	11
Failure to Appear (35-44-3-6)	0	0	0	0
False Reporting (35-44-2-2)	0	0	0	0
Forgery (35-43-5-2)	0	0	0	0
Fraud (35-43-5-4)	0	0	0	3
Fraud on Financial Institution (35-45-5-8)	0	0	0	0
Home Improvement Fraud (35-43-6-13)	0	0	0	0
Identity Deception (35-43-5-3.5)	0	0	0	0
Interference with Custody (35-42-3-4)	0	0	0	0
Interference with Reporting Crime (35-42-2-5)	0	0	0	0
Invasion of Privacy (35-46-1-15.1)	0	0	0	0
Kill Domestic Animal	0	0	0	0
Manufacture of Paraphernalia (35-48-4-8.1)	0	0	0	0
Nonsupport of Child (35-46-1-5)	0	0	0	0
Nonsupport of Spouse (35-46-1-6)	0	0	0	0
Obscene Performance (35-49-3-1)	0	0	0	0
Obstructing Fireman (35-44-3-8)	0	0	0	0
Obstructing Traffic (35-42-2-4)	0	0	0	0
Obstruction of Justice (35-44-3-4)	0	0	0	0
Operating Vehicle After Lifetime Forfeiture (9-30-10-17)	0	0	0	0
Operating Vehicle While Intoxicated (9-30-5-4)	0	0	0	0
Operating Vehicle While Intoxicated with Prior (9-30-5-3)	0	0	0	0
POSS COC,I,II/>3GRMS	0	0	0	1
Patronizing a Prostitute (35-45-4-3)	0	0	0	0
Perjury (35-44-2-1)	0	0	0	0
Possession of Cocaine or Narcotic Drug (35-48-4-6)	0	0	0	0
Possession of Marijuana, Hash Oil, or Hashish (35-48-4-11)	0	0	0	0
Possession of Methamphetamines (35-48-4-6.1)	0	0	0	4
Possession of Paraphernalia (35-48-4-8.3)	0	0	0	0
Possession of a Controlled Substance (35-48-4-7)	0	0	0	1
Possession of a Syringe (16-42-19-18)	0	0	0	0
Possession/Use of Legend Drug (16-42-19-13)	0	0	0	0
Professional Gambling (35-45-5-3)	0	0	0	0
Profiting from Adoption (35-46-1-9)	0	0	0	0
Promoting Professional Gambling (35-45-5-4)	0	0	0	0
Promoting Prostitution (35-45-4-4)	0	0	0	0
Prostitution (35-45-4-2)	0	0	0	0
Public Indecency (35-45-4-1)	0	0	0	0
Public Nudity (35-45-4-1.5)	0	0	0	0
Railroad Mischief (35-42-2-5.5)	0	0	0	0
Receiving Stolen Property (35-43-4-2)	0	0	0	0
Residential Entry (35-43-2-1.5)	0	0	1	4
Resisting Law Enforcement (35-44-3-3)	0	1	2	9
Rioting (35-45-1-2)	0	0	0	0
Sale, Possession, Use of Legend Drug (16-42-19-27)	0	0	0	0
Selling, Distributing, Exhibiting Obscene Material (35-49-3-1)	0	0	0	0
Stalking (35-45-10-5)	0	0	0	0
Synthetic Drug (35-48-4-11.5)	0	0	0	0

NUMBER OF JUVENILES

LEVEL III (Cont.)	This Month		This Calendar Year	
	Female	Male	Female	Male
THEFT/RSP/>\$100,000	0	0	0	1
TRAFFIC W/INMATE	0	0	1	0
Theft (35-43-4-2)	0	1	4	27
Torture or Mutilation of Animal (35-46-3-12)	0	0	0	0
Trafficking with an Inmate (35-44-3-9)	0	0	0	0
Unauthorized Possession of Prescription Form (35-48-4-14)	0	0	0	0
Unlawful Entry of Motor Vehicle (35-43-4-2.7)	0	0	0	0
Voyeurism (35-45-4-5)	0	0	0	0
Welfare Fraud (35-43-5-7)	0	0	0	0
Sub-Total	2	8	24	109

LEVEL IV

Absence From Home Detention (35-38-2.5-10)	0	0	0	0
Accident/Failure to Stop (9-26-1-8)	0	0	1	0
Assisting a Criminal (35-44-3-2)	0	0	0	0
Beats Vertebrate Animal (35-46-3-12)	0	0	0	0
Check Deception (35-43-5-5)	0	0	0	0
Common Nuisance (35-48-4-13)	0	0	0	1
Computer Trespassing (35-43-2-3)	0	0	0	0
Counterfeiting Auto Registration (9-18-2-42)	0	0	0	0
Counterfeiting a Driver's License (9-24-18-7)	0	0	0	0
Curfew Violation (31-37-2-5)	0	0	0	0
Deception (35-43-5-3)	0	0	0	0
Disorderly Conduct (35-45-1-3)	1	0	3	2
Dissemination of Material Harmful to Minor (35-49-3-3)	0	0	0	0
Driving with Suspended License (9-24-19-2)	0	0	0	0
Exploitation of Dependent/Endangered Adult (35-46-1-12)	0	0	0	0
Failure to Appear (35-44-3-6)	0	0	0	0
Failure to Disclose Recruitment (35-46-4-4)	0	0	0	0
Failure to Respond to Summons (35-44-3-6.5)	0	0	0	0
False Auto Registration (9-18-2-44)	0	0	0	0
False Identity Statement (35-44-2-6)	0	0	0	0
False Informing (35-44-2-2)	0	1	1	2
Flag Desecration (35-45-1-4)	0	0	0	0
Glue Sniffing (35-46-6-2)	0	0	0	0
Habitual Disobedience of Parent, Guardian, or Custodian (Incorrigible) (31-37-2-4)	0	0	0	0
Harassment (35-45-2-2)	0	0	0	0
Home Improvement Fraud (35-43-6-12)	0	0	0	0
Illegal Consumption of Alcohol (7.1-5-7-7)	0	0	0	0
Illegal Possession of Alcohol (7.1-5-7-7)	0	0	0	0
Impairment of ID Number (35-43-7-4)	0	0	0	0
Interference with Custody (35-42-3-4)	0	0	0	0
Interfering with Law Enforcement Animal (35-46-3-11)	0	0	0	0
Invasion of Privacy (35-46-1-15.1)	0	0	0	0
Leaving Home w/o Permission of Parent, Guardian or Custodian (Runaway) (31-37-2-2)	0	0	0	0
Nitrous Oxide Distribution (35-46-6-3)	0	0	0	0
Obscene Performance (35-49-3-1)	0	0	0	0
Obstructing Medical Emergency (35-44-3-8.5)	0	0	0	0
Obstructing Traffic (35-42-2-4)	0	0	0	0
Operating Vehicle While Intoxicated (9-30-5-2)	0	0	0	0
Operating Vehicle While Intoxicated/Cntrld Sub (9-30-5-1)	0	0	0	0
Operating Vehicle w/o License (9-24-18-1)	0	0	1	0
Operating Vehicle w/o Proof of Financial (9-25-8-2)	0	0	0	0
Operating Vehicle w/o Registration/Plates (9-18-2-43)	0	0	0	0
Possession of Marijuana, Hash Oil, or Hashish (35-48-4-11)	0	0	2	13
Possession of Paraphernalia (35-48-4-8.3)	0	0	0	1
Possession of Substance Represented to be a Controlled Substance (35-48-4-4.6)	0	0	0	0
Possession, Purchase, Accepting Tobacco (35-46-1-10.5)	0	0	0	0
Probation Violation	0	0	0	0
Public Intoxication (7.1-5-1-3)	0	0	0	0
Receiving Unidentified Property (35-43-7-5)	0	0	0	0
Reckless Driving (9-21-8-52)	0	0	0	0
Refusal to Aid Officer (35-44-3-7)	0	0	0	0
Refusal to Identify Self (34-28-5-3.5)	0	0	0	0

LEVEL IV (cont'd)	NUMBER OF JUVENILES			
	This Month		This Calendar Year	
	Female	Male	Female	Male
Selling, Distributing, Exhibiting Obscene Material (35-49-3-1)	0	0	0	0
Synthetic Drug	0	0	0	0
Torture, Kill, Mutilate an Animal (35-46-3-12)	0	0	0	0
Unauthorized Possession of Prescription (35-48-4-14)	0	0	0	0
Unlawful Entry of Motor Vehicle (35-43-4-2.7)	0	0	0	1
Unlawful Gambling (35-45-5-2)	0	0	0	0
Unlawful Use of Railroad Right of Way (8-3-15-3)	0	0	0	0
Vending Machine Vandalism (35-43-4-7)	0	0	0	0
Violation Home Detention	0	0	0	0
Violation Suspended Commitment to DOC	0	0	0	0
Violation of Compulsory School Attendance Law (Truancy) (31-37-2-3)	0	0	0	0
Voyeurism (35-45-4-5)	0	0	0	0
Welfare Fraud (35-45-5-7)	0	0	0	0
Sub-Total	1	1	8	20
GRAND TOTAL NUMBER OF JUVENILES	5	23	60	328

Indiana Department of Correction
Table 18
Juvenile Female New Commitments

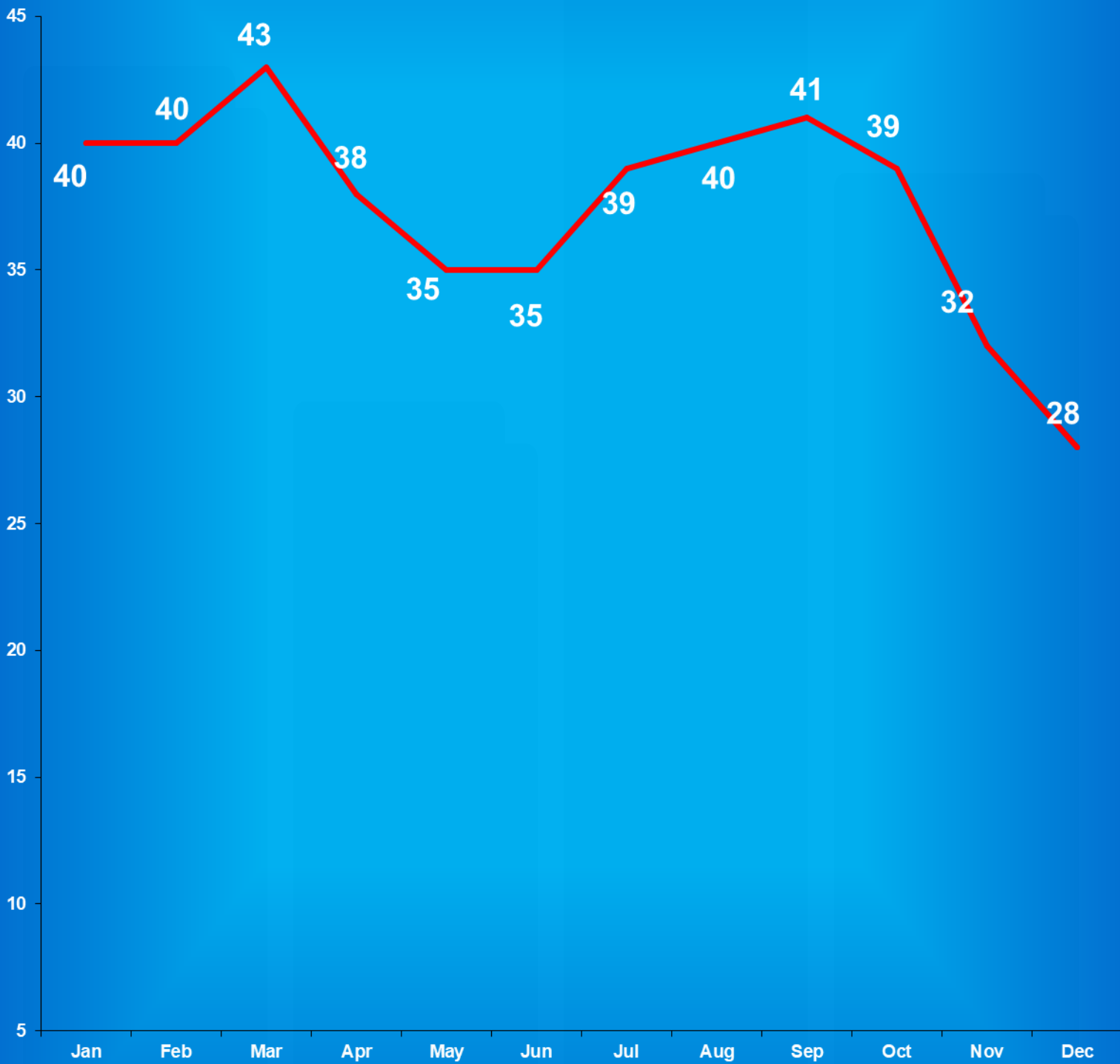
<u>Month</u>	<u>2015</u>	<u>2016</u>	<u>2017</u>	<u>2018</u>	<u>2019</u>
January	3	6	2	3	10
February	8	10	5	8	4
March	4	11	6	4	7
April	10	9	2	7	3
May	12	4	6	8	8
June	6	11	7	2	3
July	5	4	8	12	9
August	10	4	5	4	2
September	13	7	8	8	4
October	0	5	6	5	6
November	11	6	7	8	2
December	<u>11</u>	<u>5</u>	<u>12</u>	<u>8</u>	<u>5</u>
TOTALS	93	82	74	77	63

Source: SAS - mnthadm4.pgm

Indiana Department of Correction

Graph G

Average Daily Juvenile Female Offender Populations
Calendar Year 2019



Indiana Department of Correction
Table 19
Juvenile Male New Commitments

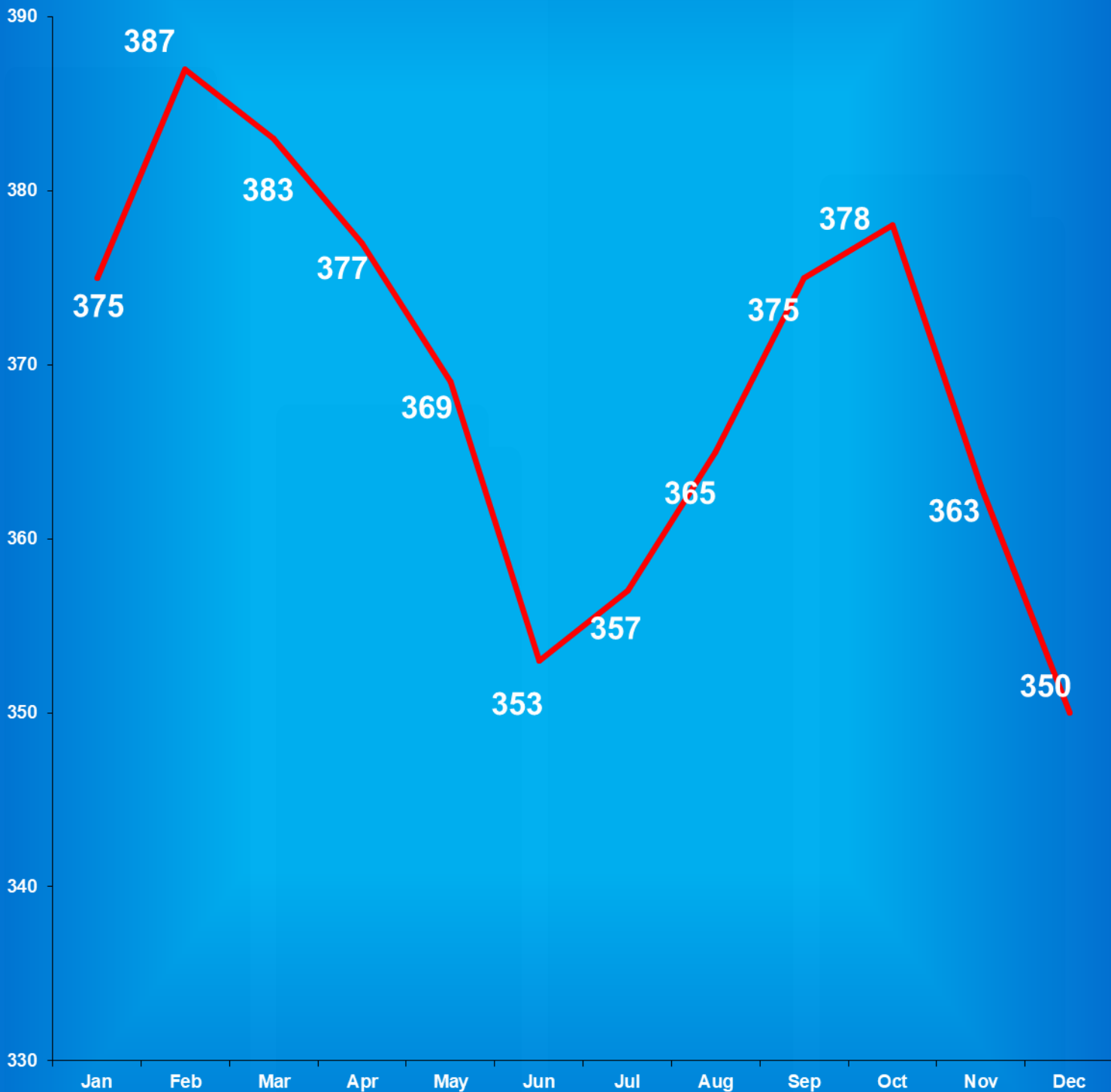
<u>Month</u>	<u>2015</u>	<u>2016</u>	<u>2017</u>	<u>2018</u>	<u>2019</u>
January	35	39	26	46	36
February	26	40	26	38	36
March	32	69	36	33	17
April	43	33	45	27	24
May	37	44	35	42	30
June	41	40	48	29	27
July	50	29	40	29	47
August	31	38	48	28	37
September	42	36	43	41	23
October	45	24	39	24	34
November	41	28	48	34	26
December	<u>40</u>	<u>30</u>	<u>34</u>	<u>52</u>	<u>23</u>
TOTALS	548	463	450	468	360

Source: SAS - mnthadm4.pgm

Indiana Department of Correction

Graph H

Average Daily Juvenile Male Offender Populations
Calendar Year 2019





Juvenile Reintegration Districts



District #8

District #6

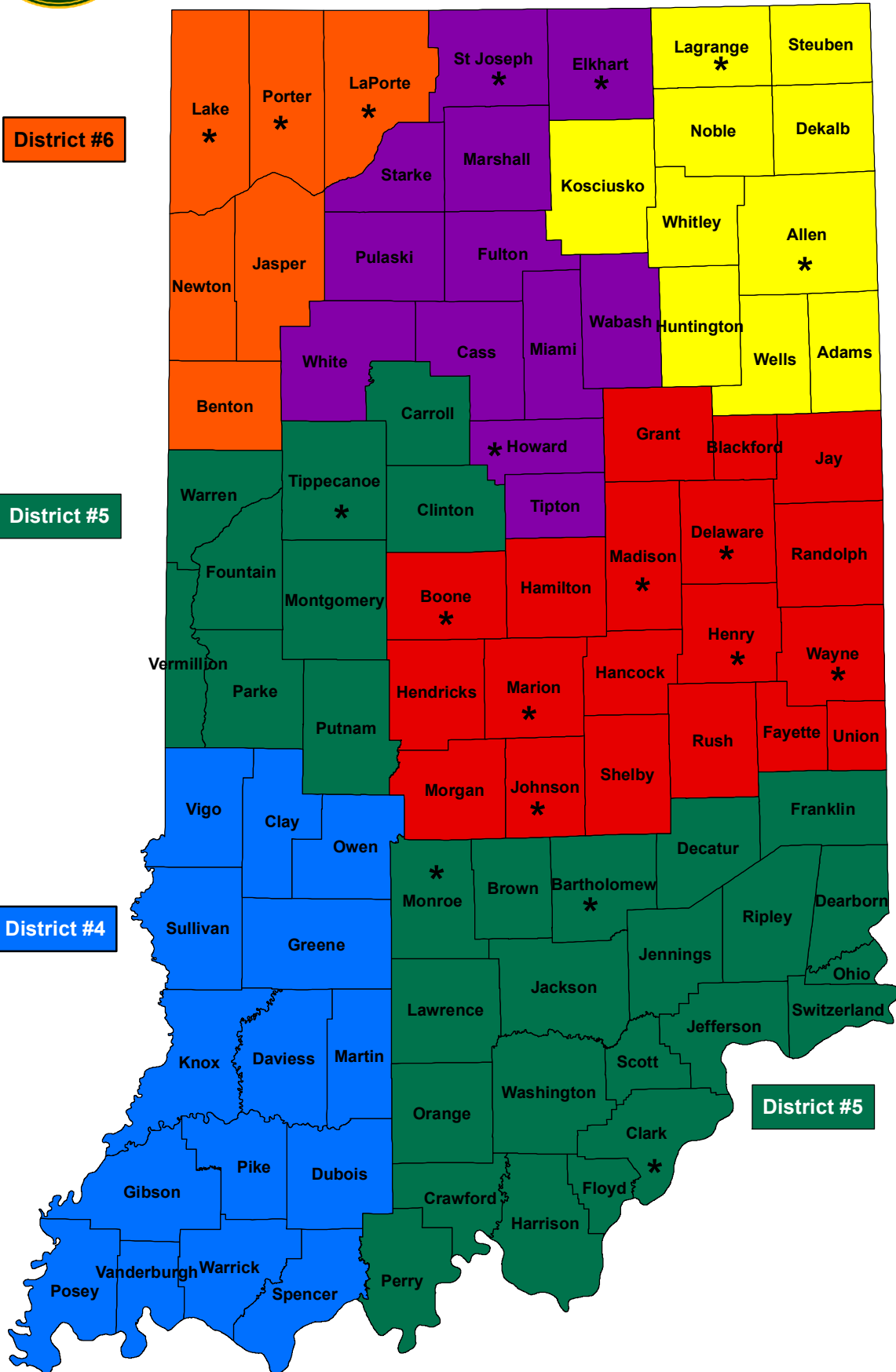
District #2

District #5

District #3

District #4

District #5



*JDAI Site

Indiana Department of Correction
Table 20
Juvenile Parole Caseload on January 01, 2020

<u>Juvenile Reintegration Districts</u>	Indiana Parolees		Other Jurisdiction		<u>Total</u>
	<u>Juvenile Male</u>	<u>Juvenile Female</u>	<u>Juvenile Male</u>	<u>Juvenile Female</u>	
<i>Interstate Compact (RD0)*</i>	0	0	4	0	4
	<u>District Supervision Breakdown as follows:</u>				
Juv Reintegration District 2	14	0	0	0	<i>14</i>
Juv Reintegration District 3	3	0	0	0	<i>3</i>
Juv Reintegration District 4	6	1	0	0	<i>7</i>
Juv Reintegration District 5	4	0	2	0	<i>6</i>
Juv Reintegration District 6	3	1	2	0	<i>6</i>
Juv Reintegration District 8	7	1	0	0	<i>8</i>
Total	37	3	4	0	44

Total Juvenile Parole Population on the First Day of Each Month

<u>Calendar Year 2020</u>	Indiana Parolees		Other Jurisdiction		<u>Total</u>
	<u>Juvenile Male</u>	<u>Juvenile Female</u>	<u>Juvenile Male</u>	<u>Juvenile Female</u>	
January	37	3	4	0	44

** Includes Indiana parolees who are serving their parole in another state, as well as offenders from other States being supervised in Indiana (Interstate Compact)*

Sources:
Parole Division
SAS - juvpar12.pgm

**Indiana Department of Correction
Indiana Government Center South, Room E334
302 W. Washington Street
Indianapolis, IN 46204**

**Prepared by:
Chris Yirenkyi, Data Analyst
(317) 233-4765
cyirenkyi@idoc.IN.gov**

This report and previous reports may be found at:

<http://www.in.gov/idoc/2376.htm>



CHANGING LIVES

The logo of the Indiana Department of Correction is a circular seal. It features a central shield with a scale of justice and a sword. The shield is surrounded by a ring of stars. The outer ring of the seal contains the text "INDIANA DEPARTMENT OF CORRECTION". Inside the seal, the words "EMPLOYEES", "EFFICIENCY", and "EFFECTIVENESS" are visible.A solid blue silhouette of the state of Indiana, positioned behind the letter 'I' in the word "CHANGING".

The Indiana Department of Correction advances public safety and successful re-entry through dynamic supervision, programming, and partnerships.