


Indiana Department of Correction

Division of Data Analytics



Offender Population Statistical Report

- MAY 2019 -

Rob Carter, Commissioner

**Indiana Department of Correction
Indiana Government Center South, Room E334
302 W. Washington Street
Indianapolis, IN 46204**

**Prepared by:
Chris Yirenkyi, Research Analyst
(317) 233-4765
cyirenkyi@idoc.in.gov**

This report and previous reports may be found at:

<http://www.in.gov/idoc/2376.htm>



Definitions

For the purpose of this report, the following definitions apply:

Admission – The means by which an offender enters the custody or jurisdiction of the Indiana Department of Correction. For this report, with the exception of the return of an escapee, this does not include a return from a temporary absence.

Average Daily Population – The sum of the daily beginning counts for a month, divided by that month's number of daily beginning counts.

Beginning Count – The number of offenders physically present at the beginning of the day (ie, 0000:01 hours).

Class A Felony – An offense whereby a person convicted of this felony shall be imprisoned for a fixed term of thirty years, with not more than twenty years added for aggravating circumstances, or not more than ten years subtracted for mitigating circumstances.

Class B Felony – An offense whereby a person convicted of this felony shall be imprisoned for a fixed term of ten years, with not more than ten years added for aggravating circumstances, or not more than four years subtracted for mitigating circumstances.

Class C Felony – An offense whereby a person convicted of this felony shall be imprisoned for a fixed term of four years, with not more than four years added for aggravating circumstances, or not more than two years subtracted for mitigating circumstances.

Class D Felony – An offense whereby a person convicted of this felony shall be imprisoned for a fixed term of one and one-half years, with not more than one and one-half years added for aggravating circumstances, or not more than one year subtracted for mitigating circumstances.

Class 1 Felony – An offense whereby a person convicted of this felony shall be imprisoned with a sentence range of 20-40 years, with not more than twenty years added as a habitual offender enhancement.

Class 2 Felony – An offense whereby a person convicted of this felony shall be imprisoned with a sentence range of 10-30 years, with not more than twenty years added as a habitual offender enhancement.

Class 3 Felony – An offense whereby a person convicted of this felony shall be imprisoned with a sentence range of 3-16 years, with not more than twenty years added as a habitual offender enhancement.

Class 4 Felony – An offense whereby a person convicted of this felony shall be imprisoned with a sentence range of 2-12 years, with not more than twenty years added as a habitual offender enhancement.

Class 5 Felony – An offense whereby a person convicted of this felony shall be imprisoned with a sentence range of 1-6 years, with not more than six years added as a habitual offender enhancement.

Class 6 Felony – An offense whereby a person convicted of this felony shall be imprisoned with a sentence range of 0.5-2.5 years, with not more than six years added as a habitual offender enhancement.

Contracted Beds - Those offenders who have been committed to the Indiana Department of Correction, but are housed in a local work release facility under contract of a 3rd party provider.

County Jail "Back-ups" (Jail Bed Count) – Those offenders who have been committed to the Indiana Department of Correction, but are housed in a county jail until they can be transferred to a Department of Correction intake facility. The county receives \$35.00 per day, per offender, to house these offenders.

Ending Count – The number of offenders physically present at the end of the day (ie, 2400:00 hours).

Felon – A person convicted in any jurisdiction who might have been imprisoned for more than one year.

Murder - An offense whereby a person convicted of this felony shall be imprisoned for a fixed term of fifty-five years, with not more than ten years added for aggravating circumstances, or not more than ten years subtracted for mitigating circumstances.

Definitions Continued

Operational Capacity – The total bed capacity of the facility. The capacity of a facility is the number of beds authorized for safe and efficient operation of the facility.

Pre-Dispositional – An individual ordered by the Court to the Indiana Department of Correction for evaluation prior to sentencing.

Release – The means by which an offender leaves the custody or jurisdiction of the Indiana Department of Correction. For this report, with the exception of an escape, this does not include a temporary absence.

Safekeeper – An individual whom the Court has determined to be in imminent danger of serious bodily injury or death, or who represents a substantial threat to the safety of others, and whom the Court has ordered to the Indiana Department of Correction for custody and security control.

Maximum Level Facilities – Maximum security facilities have very restrictive security measures and housing is celled space.

Medium Level Facilities – Medium security facilities have moderate degree of security measures and housing consists of dormitories and celled space.

Minimum Level Facilities – Minimum Security Facilities have the least restrictive security measures and housing is dormitory style. Also included as minimum security are work release program offenders who leave the facility for outside employment but return nightly.

Intake Facilities – Intake facilities are designated to receive newly committed adult offenders. During the intake process each offender is evaluated through interviews, reports and diagnostic tests. This evaluation forms the basis of the offenders' facility and program assignment.

Secure Housing Units – Denotes maximum control with the most restrictive security measures in place.

Vacancy – The number of beds available for assignment.

Juvenile Diagnostic/Walkthrough – A Juvenile court can order a youth to the Department of Correction to be temporarily committed for not more than 14 days (excluding Saturdays, Sundays and Legal holidays) for the purpose of an evaluation. The youth must be adjudicated delinquent and the order has to be prior to disposition. The department will send a report to the court of the written findings.

Indiana Department of Correction Population Summary

- There were 24,501 adult male offenders (including 282 county jail “back-ups” and 81 in contracted beds) on June 01, 2019. This population is 1% below operational bed capacity for general population.
- There were 2,646 adult female offenders (including 74 county jail “back-ups” and 23 in contracted beds) on June 01, 2019. This population is 5% below the operational bed capacity.
- There were 360 juvenile male offenders in the Department’s facilities on June 01, 2019. This population is 36% below the operational bed capacity.
- There were 36 juvenile female offenders in the Department’s facilities on June 01, 2019. This population is 39% below the operational bed capacity.
- There were 5,686 adult males on parole in Indiana (5,244 Indiana parolees and 442 other jurisdiction parolees) June 01, 2019.
- There were 593 adult females on parole in Indiana (539 Indiana parolees and 54 other jurisdiction parolees) on June 01, 2019.
- There were 969 adults admitted to IDOC (823 male and 146 female) and 906 adults released from IDOC (761 male and 145 female) in May 2019.
- There were 46 juveniles admitted to IDOC (37 male and 9 female) and 59 juveniles released from IDOC (52 male and 7 female) in May 2019.

**Indiana Department of Correction
Human Resource Report**

May 31, 2019

ADULT FACILITIES

Facility	Total Staff*	Custody Staff	Non-Custody	Vacancies	Hires - Rehires	Retired - Terminated	Inter-Agency		Contract/Vendor		
							In	Out	Aramark	Health	Education
Branchville Correctional Facility	253	178	75	22	7	11	0	0	8	30	6
Chain O'Lakes Correctional Facility	28	22	6	2	0	1	0	0	4	1	0
Correctional Industrial Facility	291	219	72	77	8	5	1	0	13	26	3
Edinburgh Correctional Facility	71	56	15	1	7	2	0	0	7	6	0
Indiana State Prison/Lakeside	508	392	116	62	8	21	0	0	25	42	3
Indiana Women's Prison	187	132	55	9	10	6	0	0	6	23	5
Madison Correctional Facility	184	127	57	69	10	3	1	1	5	22	3
Miami Correctional Facility	482	367	115	75	23	25	0	0	30	58	10
New Castle Correctional Facility**	391	254	137	150	0	0	0	0	31	55	15
Pendleton Correctional Facility	424	304	120	101	7	7	0	0	17	41	1
Plainfield Correctional Facility	322	235	87	72	3	13	0	0	25	40	10
Putnamville Correctional Facility	430	311	119	95	7	13	0	0	21	41	10
Reception-Diagnostic Center	212	164	48	38	2	1	0	0	0	24	0
Rockville Correctional Facility	233	163	70	34	7	5	1	0	15	36	7
South Bend Comm. Re-Entry Center	34	24	10	8	0	2	0	0	4	3	0
Heritage Trail DOC Staff	19	0	19	6	0	0	0	0	0	12	8
Heritage Trail GEO Staff**	170	99	71	22	0	0	0	0	4	11	0
Wabash Valley Correctional Facility	582	454	128	65	17	12	0	0	34	62	4
Westville Correctional Facility	637	474	163	134	18	20	3	0	25	70	11
Total	5,458	3,975	1,483	1,042	134	147	6	1	274	603	96

JUVENILE FACILITIES

Facility	Total Staff*	Custody Staff	Non-Custody	Vacancies	Hires - Rehires	Retired - Terminated	Inter-Agency		Contract/Vendor		
							In	Out	Aramark	Health	Education
Camp Summit	60	43	17	4	0	1	0	0	6	7	2
Logansport Intake/North Central	167	110	57	22	8	4	0	0	9	13	2
Pendleton Juvenile Correctional	228	150	78	65	2	4	0	0	7	18	4
Total	455	303	152	91	10	9	0	0	22	38	8.0

ADMINISTRATIVE

Central Office***	Total	556	188	368	50	10	3	0	0	0	4	1
-------------------	--------------	------------	------------	------------	-----------	-----------	----------	----------	----------	----------	----------	----------

TOTALS

STATE EMPLOYEE TOTAL	5,908	4,113	1,795	1,011	154	159	6	1	0	0	0
CONTRACT EMPLOYEE TOTAL	1,607	353	1,254	172	0	0	0	0	296	645	105
GRAND TOTAL	7,515	4,466	3,049	1,183	154	159	6	1	296	645	105

* Total Active Staff does not include those on disability, suspension, or leave with pay.


** New Castle Correctional Facility and Heritage Trail are privately contracted institutions. Their hire/rehire and termination/reire data is not provided to DOC.

*** Includes Technology Services Division, PEN Products, Staff Development and Training, and the Parole Division (counted as Custody Staff)

Note: Total staff, custody staff, non-custody staff, and vacancy data are as of the end of the month.

Hires and re-hires, retirements and terminations, intra-agency transfer in and transfer out are the total number of actions for the month.

Source: DOC Human Resource



Offender Statistics



Indiana Department of Correction
Table 1
Offender Population & Vacancy Numbers, by Facility Security Level
June 1, 2019

Minimum Security - Adult MALE

	May Ending Count	General Population Vacancies	Programs & Treatment Vacancies	Restricted Housing & Infirmery Vacancies	Down Beds	Held Beds
Chain O'Lakes	99	3	0	0	0	0
Edinburgh	336	5	0	0	0	3
Miami - MCA	202	2	0	0	0	0
New Castle - NCA	201	2	0	0	0	1
Pendleton - IRO	219	0	0	0	1	0
Westville - WCA	344	10	0	0	23	2
Wabash Valley - WVA	197	1	0	0	0	0
Total	1,598	23	0	0	24	6

Re-Entry & Work Release - Adult MALE

Bartholomew Co. Re-Entry	2	18	0	0	0	0
Chain O'Lakes Re-Entry	38	0	0	0	0	0
Duval Center Re-Entry	13	27	0	0	0	0
Lake Co. Re-Entry/M	4	6	0	0	0	0
South Bend Re-Entry	164	5	0	0	0	3
VOA/Hope Hall Re-Entry	26	0	0	0	0	0
Starke Co. PI - TC	36	0	12	0	0	0
Total	283	56	12	0	0	3

Medium Security - Adult MALE

	May Ending Count	General Population Vacancies	Programs & Treatment Vacancies	Restricted Housing & Infirmery Vacancies	Down Beds	Held Beds
Branchville	1,399	23	44	13	4	2
Correctional Industrial	1,461	24	1	4	0	5
Indiana State Prison ISO	376	6	0	0	0	3
Plainfield	1,518	7	0	10	158	3
Putnamville	2,172	13	1	0	321	3
Heritage Trail	856	5	0	0	0	7
Westville	2,432	63	116	37	262	31
New Castle	2,387	3	0	22	4	15
Total	12,601	144	162	86	749	69

Table 1 (Cont.)

Maximum Security - Adult MALE

	May Ending Count	General Population Vacancies	Programs & Treatment Vacancies	Restricted Housing & Infirmery Vacancies	Down Beds	Held Beds
Miami	2,901	46	5	4	17	11
Indiana State Prison	1,993	28	13	10	7	16
Pendleton	1,422	12	3	4	2	6
Pendleton Treatment Unit	189	0	17	0	7	1
ISR Secure Housing Unit	59	0	0	9	0	1
New Castle Annex	422	19	0	26	18	1
New Castle Mental Health	111	0	17	0	0	0
WCU Secure Housing Unit	79	0	0	0	31	0
Wabash Valley	1,709	10	41	8	3	14
WVS Secure Housing Unit	189	0	0	20	6	1
Reception Diag. Center	663	9	0	0	23	0
Total	9,737	124	96	81	114	51

Minumum Security & Re-Entry - Adult FEMALE

	May Ending Count	General Population Vacancies	Programs & Treatment Vacancies	Restricted Housing & Infirmery Vacancies	Down Beds	Held Beds
Madison	598	108	0	0	0	0
Jefferson Co. Re-Entry	67	5	0	0	0	0
Crane House	23	22	0	0	0	0
VOA/Evansville/Female	0	2	0	0	0	0
Total	688	137	0	0	0	0

Medium Security - Adult FEMALE

Rockville	978	4	50	9	0	0
Total	978	4	50	9	0	0

Maximum Security - Adult FEMALE
--

Women's Prison	700	9	11	4	0	3
Rockville Intake	206	6	0	0	0	0
Total	906	15	11	4	0	3

JAIL BED COUNT

Adult Male	282	N/A	N/A	N/A	N/A	N/A
Adult Female	74	N/A	N/A	N/A	N/A	N/A
Total	356					

Table 1 (Cont.)

JUVENILE OFFENDERS

Juvenile Male

	May Ending Count	General Population Vacancies	Programs & Treatment Vacancies	Restricted Housing & Infirmery Vacancies	Down Beds	Held Beds
Logansport Juvenile Intake/Diagnostic Facility	17	68	0	7	0	0
North Central Juvenile Correctional Facility	135	38	0	0	0	1
Pendleton Juvenile Correctional Facility	208	166	0	8	0	9
Total	360	272	0	15	0	10

Juvenile Female

LaPorte Juvenile Correctional Facility	36	23	0	3	0	0
--	----	----	---	---	---	---

TOTALS

	May Ending Count	General Population Vacancies	Programs & Treatment Vacancies	Restricted Housing & Infirmery Vacancies	Down Beds	Held Beds
GRAND TOTAL FOR ALL ADULT MALES (Includes Jail Bed Count and Contracted Beds)	24,501	347	270	167	887	129
TOTAL FOR ADULT MALES IDOC FACILITIES ONLY	24,138	296	258	167	887	129
GRAND TOTAL FOR ALL ADULT FEMALES (Includes Jail Bed Count and Contracted Beds)	2,646	156	61	13	0	3
TOTAL FOR ADULT FEMALES IDOC FACILITIES ONLY	2,549	127	61	13	0	3
TOTAL FOR JUVENILE MALES	360	272	0	15	0	10
TOTAL FOR JUVENILE FEMALES	36	23	0	3	0	0
GRAND TOTAL FOR THE DEPARTMENT (Includes Jail Bed Count and Contracted Beds)	27,543	798	331	198	887	142
GRAND TOTAL FOR THE DEPARTMENT (Excludes Jail Bed Count and Contracted Beds)	27,083	718	319	198	887	142

Sources: Planning Division Facility Body Count Report
 Planning Division Juvenile Daily Count Report
 OIS - Jail Bed Count
 Operational Support Services - Vacancy Report

Indiana Department of Correction
Table 2
Operational Capacity Compared to Population, by Facility
June 1, 2019

Minimum Security - Adult MALE

	Apr	May	May	May	Percent +/-
	Operational	Operational	Adjusted	Ending	
	Capacity	Capacity	Operational	Count	Capacity
			Capacity*		
Chain O'Lakes	102	102	102	99	-3%
Edinburgh	344	344	341	336	-1%
Miami - MCA	204	204	204	202	-1%
New Castle - NCA	204	204	203	201	-1%
Pendleton - IRO	220	220	219	219	0%
Westville - WCA	379	379	354	344	-3%
Wabash Valley - WVA	198	198	198	197	-1%
Total	1,651	1,651	1,621	1,598	-1%

Re-Entry & Work Release - Adult MALE

Bartholomew Co. Re-Entry	20	20	20	2	-90%
Chain O'Lakes Re-Entry	38	38	38	38	0%
Duval Center Re-Entry	40	40	40	13	-68%
Lake Co. Re-Entry/M	10	10	10	4	-60%
South Bend Re-Entry	172	172	169	164	-3%
VOA/Hope Hall Re-Entry	23	26	26	26	0%
Starke Co. PI - TC	48	48	36	36	0
Total	351	354	339	283	-17%

Medium Security - Adult MALE

Branchville	1,485	1,485	1,422	1,399	-2%
Correctional Industrial	1,495	1,495	1,485	1,461	-2%
Indiana State Prison ISO	385	385	382	376	-2%
Plainfield	1,696	1,696	1,525	1,518	0%
Putnamville	2,510	2,510	2,185	2,172	-1%
Heritage Trail	868	868	861	856	-1%
Westville	2,941	2,941	2,495	2,432	-3%
New Castle	2,431	2,431	2,390	2,387	0%
Total	13,811	13,811	12,745	12,601	-1%

Table 2 (Cont.)

Maximum Security - Adult MALE					
	Apr Operational Capacity	May Operational Capacity	May Adjusted Operational Capacity*	May Ending Count	Percent +/- Capacity
Miami	2,984	2,984	2,947	2,901	-2%
Indiana State Prison	2,067	2,067	2,009	1,993	-1%
Pendleton	1,449	1,449	1,434	1,422	-1%
Pendleton Treatment Unit	214	214	189	189	0%
ISR Secure Housing Unit	69	69	59	59	0%
New Castle Annex	486	486	441	422	-4%
New Castle Mental Health	128	128	111	111	0%
WCU Secure Housing Unit	110	110	79	79	0%
Wabash Valley	1,785	1,785	1,719	1,709	-1%
WVS Secure Housing Unit	216	216	189	189	0%
Reception Diag. Center	<u>695</u>	<u>695</u>	<u>663</u>	<u>663</u>	<u>0%</u>
Total	10,203	10,203	9,840	9,737	-1%

Minimum Security & Re-Entry - Adult FEMALE					
	Apr Operational Capacity	May Operational Capacity	May Adjusted Operational Capacity*	May Ending Count	Percent +/- Capacity
Madison	706	706	706	598	-15%
Jefferson Co. Re-Entry	72	72	72	67	-7%
Crane House	45	45	45	23	-49%
VOA/Evansville/Female	<u>2</u>	<u>2</u>	<u>2</u>	<u>0</u>	<u>-100%</u>
Total	825	825	825	688	-17%

Medium Security - Adult FEMALE					
	Apr Operational Capacity	May Operational Capacity	May Adjusted Operational Capacity*	May Ending Count	Percent +/- Capacity
Rockville	<u>1,041</u>	<u>1,041</u>	<u>982</u>	<u>978</u>	0%
Total	1,041	1,041	982	978	0%

Maximum Security - Adult FEMALE					
	Apr Operational Capacity	May Operational Capacity	May Adjusted Operational Capacity*	May Ending Count	Percent +/- Capacity
Women's Prison	727	727	709	700	-1%
Rockville Intake	<u>212</u>	<u>212</u>	<u>206</u>	<u>206</u>	<u>0%</u>
Total	939	939	915	906	-1%

JAIL BED COUNT**					
	Apr Operational Capacity	May Operational Capacity	May Adjusted Operational Capacity*	May Ending Count	Percent +/- Capacity
Adult Male	229	282	282	282	0%
Adult Female	68	74	74	74	0%
Total	297	356	356	356	0%

JUVENILE OFFENDERS					
	Apr Operational Capacity	May Operational Capacity	May Adjusted Operational Capacity*	May Ending Count	Percent +/- Capacity
Logansport Juvenile Intake/Diagnostic Facility	92	92	17	17	0%
North Central Juvenile Correctional Facility	174	174	173	135	-22%
Pendleton Juvenile Correctional Facility	<u>391</u>	<u>391</u>	<u>374</u>	<u>208</u>	<u>-44%</u>
Total	657	657	564	360	-36%

Table 2 (Cont.)

Juvenile Female

	Apr	May	May Adjusted	May	Percent +/-
	Operational Capacity	Operational Capacity	Operational Capacity*	Ending Count	Capacity
LaPorte Juvenile Correctional Facility	62	62	59	36	-39%

TOTALS					
	Apr	May	May Adjusted	May	Percent +/-
	Operational Capacity	Operational Capacity	Operational Capacity*	Ending Count	Capacity
GRAND TOTAL FOR ALL ADULT MALES (Includes Jail Bed Count and Contracted Beds)	26,245	26,301	24,827	24,501	-1%
TOTAL FOR ADULT MALES IDOC FACILITIES ONLY	25,875	25,875	24,413	24,138	-1%
GRAND TOTAL FOR ALL ADULT FEMALES (Includes Jail Bed Count and Contracted Beds)	2,873	2,879	2,796	2,646	-5%
TOTAL FOR ADULT FEMALES IDOC FACILITIES ONLY	2,758	2,758	2,675	2,549	-5%
TOTAL FOR JUVENILE MALES	657	657	564	360	-36%
TOTAL FOR JUVENILE FEMALES	62	62	59	36	-39%
GRAND TOTAL FOR THE DEPARTMENT (Includes Jail Bed Count** and Contracted Beds)	29,837	29,899	28,246	27,543	-2%
GRAND TOTAL FOR THE DEPARTMENT (Excludes Jail Bed Count and Contracted Beds)	29,352	29,352	27,711	27,083	-2%

*Adjusted Operational Capacity includes Intake Beds and excludes Down, Held, and Segregation/Infirmary, and Program/Treatment Hold Beds.
 **Jail Bed Counts - IDOC offender Jail Bed holding is demand-based, therefore Jail Bed Percent Capacity is always 0%. Jail Bed Operational Capacity is determined by each county's availability and fluctuates from month to month.

Sources: Planning Division Facility Body Count Report
 Planning Division Juvenile Daily Count Report
 OIS - Jail Bed Count
 Operational Support Services - Vacancy Report

Indiana Department of Correction
Table 3
Facility Population on the First Day of Each Month
(Excludes County Jail "Back-ups" & Contracted Beds)

<u>2018</u>	<u>Adult Male</u>	<u>Adult Female</u>	<u>Juvenile Male</u>	<u>Juvenile Female</u>	<u>Total</u>
January	23,290	2,345	354	40	26,029
February	23,273	2,356	372	47	26,048
March	23,364	2,395	394	45	26,198
April	23,505	2,414	395	48	26,362
May	23,506	2,443	387	43	26,379
June	23,719	2,466	394	40	26,619
July	23,794	2,447	379	29	26,649
August	23,677	2,442	377	35	26,531
September	23,738	2,502	373	32	26,645
October	23,788	2,505	375	39	26,707
November	23,874	2,523	357	41	26,795
December	23,894	2,511	369	41	26,815

<u>2019</u>	<u>Adult Male</u>	<u>Adult Female</u>	<u>Juvenile Male</u>	<u>Juvenile Female</u>	<u>Total</u>
January	23,970	2,500	365	38	26,873
February	23,876	2,481	382	41	26,780
March	23,963	2,481	386	40	26,870
April	24,030	2,488	383	44	26,945
May	24,103	2,522	372	34	27,031
June	24,138	2,549	360	36	27,083

Source: Research Division Juvenile Daily Count Report

Indiana Department of Correction
Table 4
Parole Caseload on June 05, 2019

<u>Parole District</u>	Indiana Parolees		Other Jurisdiction		<u>Total</u>
	<u>Adult Male</u>	<u>Adult Female</u>	<u>Adult Male</u>	<u>Adult Female</u>	
<i>Interstate Compact (PD0)*</i>	416	40	442	54	952
	<u>District Supervision Breakdown as follows:</u>				
Re-Entry Parole (PD1)	287	44	29	2	362
Fort Wayne (PD2)	602	58	33	4	697
Indianapolis (PD3)	1389	122	78	7	1,596
Evansville (P4A)	395	28	45	5	473
Terre Haute (P4B)	421	37	18	2	478
Bloomington (PD5)	299	28	30	4	361
Gary (PD6)	393	25	67	6	491
New Castle (PD7)	582	89	41	5	717
South Bend (PD8)	582	53	67	9	711
Madison (PD9)	294	55	34	10	393
Total	5,660	579	442	54	6,735

Total Parole Population on the First Day of Each Month

<u>Calendar Year 2019</u>	Indiana Parolees		Other Jurisdiction		<u>Total</u>
	<u>Adult Male</u>	<u>Adult Female</u>	<u>Adult Male</u>	<u>Adult Female</u>	
January	5,792	610	492	53	6,947
February	5,793	621	501	74	6,989
March	5,726	600	456	48	6,830
April	5,747	593	446	48	6,834
May	5,693	589	442	53	6,777
June	5,660	579	442	54	6,735

* Includes Indiana parolees who are serving their parole in another state, as well as offenders from other States being supervised in Indiana (Interstate Compact)

Sources: Juvenile Services
Parole Division



Adult Offender Statistics



Indiana Department of Correction
Table 5
Monthly Admissions and Releases- Adult Offenders
(Includes County Jail "Back-ups" & Contracted Beds)
May 2019

Admissions	Male	Female	Total
New Commitments	352	72	424
Parole Violators - New Commits	30	1	31
Parole Violators - Technical	147	13	160
Unsentenced (Safekeepers)	1	0	1
Return from Esc - Sec/NonSec Facility	0	0	0
Return from Escape - Non-Secure Facility	1	0	1
Return from Escape - CTP Absconds	0	0	0
Court Supervision Violators - New Commits	83	13	96
Court Supervision Violators - Technical	188	46	234
Return from CTP - New Commits	0	0	0
Return from CTP - Technical	20	1	21
Unknown (Missing Data)	0	0	0
Total Admissions	822	146	968

Releases	Male	Female	Total
Parole	361	52	413
Probation	214	51	265
Escape Secure Facility	0	0	0
Walk-Away - Non-Secure Facility	0	0	0
Discharged	94	19	113
Unsentenced Discharged	2	1	3
Other (i.e. Death)	4	0	4
Community Transition Program (CTP)	86	22	108
CTP Absconds	0	0	0
Unknown (Missing Data)	0	0	0
Total Releases	761	145	906

Of the 352 new commitments of male felons, 172 (48.9%) had a prior commitment.

Of the 72 new commitments of female felons, 20 (27.8%) had a prior commitment.

Effective July 1, 1998, misdemeanants are to be committed to DOC only under special circumstances (IC 11-12-6)

Sources: SAS-prsadm8.pgm, SAS - prisrel8.pgm

**Indiana Department of Correction
Table 6
New Admissions by County of Commitment - Adult Offenders**

May 2019

County	Felony Level											Total	County	Felony Level											Total			
	Murder	FA	FB	FC	FD	F1	F2	F3	F4	F5	F6			Other*	Murder	FA	FB	FC	FD	F1	F2	F3	F4	F5		F6	Other*	
Adams	0	0	0	0	0	0	0	1	1	1	0	0	3	Madison	1	0	7	0	0	1	2	4	8	10	5	0	38	
Allen	3	0	1	0	0	1	0	2	6	23	6	0	42	Marion	4	3	6	3	2	3	12	18	38	73	7	0	169	
Bartholomew	0	0	0	0	0	0	0	0	0	4	1	0	5	Marshall	0	0	0	0	0	0	0	2	8	3	0	0	13	
Benton	0	0	0	0	0	0	0	0	0	0	0	0	0	Martin	0	0	0	0	0	0	0	0	0	1	0	0	1	
Blackford	0	0	0	0	0	0	0	0	1	1	1	0	3	Miami	0	0	0	0	0	1	0	0	1	1	0	0	3	
Boone	1	0	0	0	0	0	0	0	1	2	1	0	5	Monroe	0	0	2	0	1	0	0	0	1	2	0	0	6	
Brown	0	0	0	0	0	0	0	0	0	0	1	0	1	Montgomery	0	0	0	1	0	0	0	0	0	3	3	0	7	
Carroll	0	0	0	0	0	0	0	1	0	1	2	0	4	Morgan	0	0	1	0	0	0	0	1	0	2	1	0	5	
Cass	0	0	0	0	0	1	0	1	0	0	1	0	3	Newton	0	0	0	0	0	0	0	0	0	1	0	0	1	
Clark	0	0	0	0	0	0	0	0	0	0	0	0	0	Noble	0	0	0	0	0	0	0	1	0	2	1	0	4	
Clay	0	0	0	0	0	0	0	0	1	3	0	0	4	Ohio	0	0	0	0	0	0	0	0	0	0	0	0	0	0
Clinton	0	0	0	0	0	0	0	0	1	2	0	0	3	Orange	0	1	0	0	0	0	0	0	0	2	0	0	3	
Crawford	0	0	0	0	0	1	0	0	0	0	0	0	1	Owen	0	0	0	0	0	1	0	0	0	0	0	0	1	
Daviess	0	0	0	0	0	0	0	0	1	0	0	0	1	Parke	0	0	1	0	0	0	0	0	0	0	0	0	1	
Dearborn	0	0	2	2	0	0	0	2	0	5	1	0	12	Perry	0	0	0	0	0	0	0	0	1	0	0	0	1	
Decatur	0	0	2	0	0	0	0	1	0	4	2	0	9	Pike	0	0	0	0	0	0	0	0	0	0	0	0	0	0
DeKalb	0	0	1	0	0	1	0	0	2	0	2	0	6	Porter	0	0	1	0	0	0	0	0	0	0	0	0	0	1
Delaware	0	0	0	0	1	0	1	1	6	4	1	0	14	Posey	0	0	1	0	0	0	0	0	0	0	0	0	1	
Dubois	0	0	0	0	0	0	0	1	0	1	0	0	2	Pulaski	0	0	0	0	0	0	0	0	0	2	0	0	2	
Elkhart	0	3	1	0	0	0	0	2	4	4	2	0	16	Putnam	0	0	0	1	0	0	0	0	0	0	0	0	1	
Fayette	0	0	1	1	0	0	0	0	3	4	2	0	11	Randolph	0	0	0	0	0	0	0	0	0	1	0	0	1	
Floyd	0	0	1	0	0	0	0	0	2	4	0	0	7	Ripley	0	0	1	1	1	0	0	0	0	2	3	0	8	
Fountain	0	0	0	1	0	0	0	1	1	0	0	0	3	Rush	0	0	0	0	0	0	0	0	1	0	1	0	2	
Franklin	0	0	1	0	0	0	0	0	0	0	0	0	1	St. Joseph	0	0	0	2	0	2	0	5	2	2	1	0	14	
Fulton	0	0	0	0	0	0	0	1	0	1	0	0	2	Scott	0	0	0	0	0	0	1	2	2	5	0	0	10	
Gibson	0	0	1	0	0	0	1	0	1	1	1	0	5	Shelby	0	1	0	0	0	0	1	3	0	4	4	0	13	
Grant	0	0	0	2	0	0	0	0	5	2	1	0	10	Spencer	0	0	0	0	0	0	0	0	0	0	0	0	0	0
Greene	0	0	0	0	0	0	0	0	0	0	1	1	0	Starke	0	0	1	0	0	0	0	0	0	0	0	0	1	
Hamilton	1	2	1	0	1	0	0	1	3	4	0	0	13	Steuben	0	0	0	0	0	0	0	1	0	0	0	0	1	
Hancock	0	0	0	0	0	0	0	1	2	2	0	0	5	Sullivan	0	0	0	0	0	0	0	0	1	3	0	0	4	
Harrison	0	0	1	1	0	1	0	1	1	2	1	0	8	Switzerland	0	0	0	0	0	1	0	0	0	0	0	0	1	
Hendricks	0	0	0	0	0	1	1	0	1	3	0	0	6	Tippecanoe	0	0	2	0	0	1	1	2	7	11	2	0	26	
Henry	0	0	0	0	0	1	0	1	2	2	0	0	6	Tipton	0	0	0	0	0	0	0	0	0	0	0	0	0	0
Howard	0	0	2	0	0	0	2	2	1	0	0	0	7	Union	0	0	0	0	0	0	0	0	1	0	0	0	1	
Huntington	0	1	0	0	0	0	1	2	4	3	1	0	12	Vanderburgh	0	0	0	0	0	8	4	4	26	5	0	0	47	
Jackson	0	0	0	0	0	0	3	1	5	0	0	0	9	Vermillion	0	0	0	0	0	0	0	0	0	2	1	0	3	
Jasper	0	0	0	0	0	0	0	0	0	1	0	0	1	Vigo	0	0	0	0	0	3	2	2	4	1	0	0	12	
Jay	0	0	1	0	0	0	1	1	1	5	0	0	9	Wabash	0	0	0	0	0	0	0	0	1	4	0	0	5	
Jefferson	0	0	1	0	0	0	1	0	1	2	1	0	6	Warren	0	0	0	0	0	0	0	0	0	0	0	0	0	0
Jennings	0	0	0	0	0	0	0	0	0	3	0	0	3	Warrick	0	0	0	0	0	0	0	0	0	1	0	0	1	
Johnson	0	0	2	2	0	0	0	3	4	2	5	0	18	Washington	0	1	0	2	0	0	0	0	1	1	0	0	5	
Knox	0	0	0	0	0	0	1	2	0	2	0	0	5	Wayne	0	0	0	0	0	0	0	1	0	5	0	0	6	
Kosciusko	0	0	0	0	0	0	1	2	1	1	0	0	5	Wells	0	0	0	0	0	0	0	0	2	2	3	0	7	
LaGrange	0	0	0	0	0	0	1	0	0	0	0	0	1	White	0	0	0	0	0	0	0	0	1	1	0	0	2	
Lake	0	0	0	0	0	1	2	3	4	7	0	0	17	Whitley	0	0	1	0	0	0	0	0	0	1	1	0	3	
LaPorte	0	0	3	0	0	0	2	0	4	0	0	0	9	Unknown	0	0	0	0	0	0	0	0	0	0	0	0	0	0
Lawrence	0	0	0	0	0	0	0	1	4	3	0	0	8	Totals	10	12	46	19	6	15	41	82	147	296	80	0	754	

Data based on Most Serious Offense and includes only New- and Recommittments.

Parole violators are not included.

**Other* may include missing, habitual offense, contempt of court, or misdemeanor.

***Unknown* represents offenders who were sentenced to DOC, but County of Commitment data was unavailable.

Source: Prsadm7.pgm

**Indiana Department of Correction
Table 7**

Release Type by County of Commitment - Adult Offenders

May 2019

County	Release Type				Total	County	Release Type				Total
	Parole	Probation	Discharged	CTP			Parole	Probation	Discharged	CTP	
Adams	1	4	0	0	5	Madison	17	8	3	5	33
Allen	16	18	5	8	47	Marion	101	56	18	20	195
Bartholomew	4	0	0	1	5	Marshall	3	5	2	1	11
Benton	0	0	0	0	0	Martin	1	0	0	0	1
Blackford	3	0	0	0	3	Miami	1	0	1	0	2
Boone	1	1	0	0	2	Monroe	9	2	2	0	13
Brown	1	2	0	0	3	Montgomery	4	2	0	1	7
Carroll	1	1	0	0	2	Morgan	2	0	0	0	2
Cass	1	1	2	2	6	Newton	1	1	0	0	2
Clark	3	2	2	0	7	Noble	1	3	0	1	5
Clay	0	1	0	1	2	Ohio	0	1	0	0	1
Clinton	3	2	1	2	8	Orange	2	0	0	0	2
Crawford	1	0	0	0	1	Owen	1	1	0	0	2
Daviess	0	2	0	0	2	Parke	1	0	0	0	1
Dearborn	6	9	1	0	16	Perry	1	1	2	0	4
Decatur	1	1	0	5	7	Pike	1	1	0	0	2
DeKalb	2	0	0	0	2	Porter	8	1	2	0	11
Delaware	4	2	2	1	9	Posey	3	0	0	1	4
Dubois	0	1	0	0	1	Pulaski	1	0	0	0	1
Elkhart	17	21	3	2	43	Putnam	1	0	0	1	2
Fayette	6	3	1	3	13	Randolph	1	0	1	0	2
Floyd	2	1	0	0	3	Ripley	3	5	0	0	8
Fountain	1	3	0	0	4	Rush	1	0	1	0	2
Franklin	0	3	2	0	5	St. Joseph	9	7	3	2	21
Fulton	2	3	0	1	6	Scott	5	2	1	1	9
Gibson	1	0	1	0	2	Shelby	7	3	2	2	14
Grant	4	8	1	2	15	Spencer	0	0	1	0	1
Greene	1	0	0	0	1	Starke	1	2	1	0	4
Hamilton	7	4	3	1	15	Steuben	1	0	0	2	3
Hancock	4	1	2	1	8	Sullivan	0	1	0	0	1
Harrison	1	4	0	0	5	Switzerland	1	0	0	1	2
Hendricks	2	0	0	0	2	Tippecanoe	2	11	1	6	20
Henry	3	2	0	1	6	Tipton	0	0	0	0	0
Howard	3	3	2	2	10	Union	0	0	0	0	0
Huntington	2	4	3	0	9	Vanderburgh	19	5	9	12	45
Jackson	6	1	2	1	10	Vermillion	2	0	0	0	2
Jasper	0	0	0	0	0	Vigo	8	3	2	3	16
Jay	6	2	4	2	14	Wabash	2	0	4	1	7
Jefferson	3	0	1	2	6	Warren	0	0	0	0	0
Jennings	4	1	1	0	6	Warrick	0	0	0	0	0
Johnson	15	10	5	0	30	Washington	0	3	1	0	4
Knox	2	0	1	0	3	Wayne	8	4	0	0	12
Kosciusko	4	1	0	0	5	Wells	4	2	3	0	9
LaGrange	0	2	0	0	2	White	0	0	0	0	0
Lake	19	4	2	6	31	Whitley	0	1	0	1	2
LaPorte	8	5	5	0	18	Unknown	1	0	3	0	4
Lawrence	8	1	1	3	13	Totals	413	265	116	108	902

This data excludes Temporary Moves, Safekeepers, Predispositions, Escapes, Deaths, releases from CTP and releases from Out of State Parole.

*"Unknown" represents offenders who were sentenced to DOC, but County of Commitment data was unavailable.

Source: prisrel7.pgm

Indiana Department of Correction
Table 8
The Number of Department of Correction Offenders
Held in County Jails*
May 27, 2019

<u>County</u>	<u>Adult Male</u>	<u>Adult Female</u>	<u>County</u>	<u>Adult Male</u>	<u>Adult Female</u>	<u>County</u>	<u>Adult Male</u>	<u>Adult Female</u>
Adams	2	1	Hendricks	2	0	Pike	0	0
Allen	18	2	Henry**	2	0	Porter	2	0
Bartholomew	5	0	Howard	3	0	Posey	0	0
Benton	0	1	Huntington	2	1	Pulaski**	0	0
Blackford**	2	0	Jackson	5	0	Putnam**	1	0
Boone	3	1	Jasper	0	0	Randolph	1	0
Brown	0	0	Jay	2	0	Ripley	3	0
Carroll	4	1	Jefferson	3	2	Rush	3	1
Cass	2	0	Jennings	2	1	St. Joseph	4	2
Clark	9	0	Johnson	4	1	Scott	7	1
Clay	1	0	Knox**	1	0	Shelby	8	3
Clinton	3	2	Kosciusko	1	1	Spencer**	0	0
Crawford**	0	0	LaGrange	0	0	Starke	1	0
Daviess	2	0	Lake	16	1	Steuben	0	0
Dearborn	6	0	LaPorte	1	1	Sullivan	2	0
Decatur	5	2	Lawrence	4	2	Switzerland	1	1
DeKalb	0	0	Madison	7	0	Tippecanoe	6	3
Delaware	6	1	Marion	17	7	Tipton	0	0
Dubois	0	0	Marshall	9	1	Union	0	0
Elkhart	4	1	Martin	3	0	Vanderburgh	11	9
Fayette	1	0	Miami	6	1	Vermillion	0	1
Floyd	1	0	Monroe	5	0	Vigo	9	1
Fountain	0	2	Montgomery	1	0	Wabash	1	1
Franklin	1	0	Morgan	9	2	Warren	0	0
Fulton	2	0	Newton	0	0	Warrick	1	1
Gibson	6	0	Noble	2	1	Washington	0	2
Grant	11	1	Ohio	0	1	Wayne	4	0
Greene	0	0	Orange**	2	2	Wells**	2	3
Hamilton	4	4	Owen	0	0	White	0	0
Hancock	5	1	Parke	1	0	Whitley	1	0
Harrison**	1	0	Perry	0	0	Total	282	74

* Data is based on known frequencies reported by the counties; some county data may be missing

** County Jail Substance Abuse Programs

Source: Offender Movement

Indiana Department of Correction
Table 9
Community Transition Program
Average Daily Populations

<u>Month</u>	<u>2015</u>	<u>2016</u>	<u>2017</u>	<u>2018</u>	<u>2019</u>
January	457	518	465	392	382
February	442	480	475	402	379
March	468	492	475	411	372
April	529	518	481	441	376
May	549	499	487	443	396
June	539	469	481	398	
July	539	491	445	386	
August	559	496	421	395	
September	538	509	400	387	
October	564	478	385	384	
November	528	470	389	366	
December	<u>522</u>	<u>461</u>	<u>372</u>	<u>381</u>	
YEARLY AVERAGE	519	490	440	399	381

Source: CTP Database and OIS Warmbody

Indiana Department Of Correction
Table 10
Community Transition Program
May 2019 Release Information (Felony Level A-D)

Total number of offenders eligible to be released =		213
Felony A and B total =	160	
Felony C total =	42	
Felony D total =	6	
Murder =	5	
Total number of offenders transitioned to counties for CTP =		32
By default (lack of response from judge)		
Felony A or B =	0	
Felony C =	3	
Felony D =	0	
By approval by court order from judge		
Felony A or B =	23	
Felony C =	6	
Felony D =	0	
Murder =	0	
Total number of offenders transitioned to counties then returned to DOC due to refusal (court ordered denial upon receipt of offender) =		0
Total number of court ordered denials =		126
Felony A or B =	88	
Felony C =	29	
Felony D =	6	
Murder =	3	
Total number of Felony A or B, or Murder denials by default (no response from judge) =		33
Total number of offenders who became ineligible after eligibility determined but prior to CTP commencement date (reasons include change in Earliest Possible Release Date, change in warrant status, released to probation or to parole, other miscellaneous) =		22
Felony A or B =	18	
Felony C =	4	
Felony D =	0	
Murder =	0	

Source: SAS - CTP2 Adms

Indiana Department Of Correction
Table 10
Community Transition Program
May 2019 Release Information (Felony Level 1-6)

Total number of offenders eligible to be released =		284
Felony 1 and 2 total =	7	
Felony 3 and 4 total =	92	
Felony 5 and 6 total =	185	
Total number of offenders transitioned to counties for CTP =		70
By default (lack of response from judge)		
Felony 1 and 2 total =	0	
Felony 3 and 4 total =	0	
Felony 5 and 6 total =	12	
By approval by court order from judge		
Felony 1 and 2 total =	1	
Felony 3 and 4 total =	21	
Felony 5 and 6 total =	36	
Total number of offenders transitioned to counties then returned to DOC due to refusal (court ordered denial upon receipt of offender) =		0
Total number of court ordered denials =		167
Felony 1 and 2 total =	4	
Felony 3 and 4 total =	48	
Felony 5 and 6 total =	115	
Total number of Felony 1 or 2 denials by default (no response from judge) =		2
Total number of offenders who became ineligible after eligibility determined but prior to CTP commencement date (reasons include change in Earliest Possible Release Date, change in warrant status, released to probation or to parole, other miscellaneous) =		30
Felony 1 and 2 total =	0	
Felony 3 and 4 total =	8	
Felony 5 and 6 total =	22	

Source: SAS - CTP2 Adms

Indiana Department of Correction
 Table 11
 Total Number of Felony Offenses
 Committed to the Indiana Department of Correction

May 2019

Felony Level	Primary Offense	Secondary Offense	May-19		This Calendar Year	
			SEX		SEX	
			F	M	F	M
A Felony	Burglary (35-43-2-1)		-	1	-	3
	Child Molesting (35-42-4-3)		1	5	1	20
	Dealing Cocaine or Narcotic Drug (35-48-4-1)		1	1	1	12
	Dealing Methamphetamine (35-48-4-1.1)		2	-	5	1
	Possession of Cocaine or Narcotic Drug (35-48-4-6)		-	-	-	1
	Rape (35-42-4-1)		-	-	-	1
	Robbery (35-42-5-1)		-	-	-	1
	Voluntary Manslaughter (35-42-1-3)		-	-	-	3
A Felony Total			4	7	7	42

Felony Level	Primary Offense	Secondary Offense	May-19		This Calendar Year	
			SEX		SEX	
			F	M	F	M
B Felony	Aggravated Battery (35-42-2-1.5)		-	1	-	3
	Arson (35-43-1-1)		-	-	-	3
	Battery (35-42-2-1)		-	-	-	3
	Burglary (35-43-2-1)		3	11	5	66
	Carjacking (35-42-5-2)		-	-	-	1
	Child Molesting (35-42-4-3)		-	-	-	8
	Criminal Confinement (35-42-3-3)		-	-	-	2
	Dealing Cocaine or Narcotic Drug (35-48-4-1)		-	9	4	49
	Dealing Methamphetamine (35-48-4-1.1)		1	5	12	35
	Dealing Sched I, II, or III Cntrl'd Sub (35-48-4-2)		2	4	13	16
	Felon in Possession of a Firearm (35-47-4-5)		-	1	1	8
	Incest (35-46-1-3)		-	-	-	1
	Neglect of a Dependent (35-46-1-4)		-	-	-	2
	Operating Vehicle Intoxicated/Death (9-30-5-5)		-	-	-	2
	Possession Methamphetamine (35-48-4-6.1)		1	1	1	3
	Possession of Cocaine or Narcotic Drug (35-48-4-6)		-	-	2	3
	Prisoner Poss. Dang Device/Material (35-44-3-9.5)		-	1	-	1
	Rape (35-42-4-1)		-	1	-	3
	Robbery (35-42-5-1)		-	8	4	36
	Sexual Misconduct with a Minor (35-42-4-9)		-	2	-	9
	B Felony Total			7	44	42

Felony Level	Primary Offense	Secondary Offense	May-19		This Calendar Year	
			SEX		SEX	
			F	M	F	M
C Felony	Battery (35-42-2-1)		-	-	-	6
	Burglary (35-43-2-1)		-	10	-	30
	Child Exploitation (35-42-4-4)		-	-	-	1
	Child Molesting (35-42-4-3)		-	7	-	28
	Conspiracy (35-41-5-2)	Burglary (35-43-2-1)	-	-	-	3
	Corrupt Business Influence (35-45-6-2)		-	-	-	4
	Criminal Recklessness (35-42-2-2)		-	-	1	3
	Dangerous Control of a Handgun (35-47-10-6)		-	-	-	1
	Dealing Marijuana, Hash Oil, or Hashish (35-48-4-10)		-	1	-	2
	Dealing Sched IV Controlled Substance (35-48-4-3)		-	-	1	1
	Driving After Forfeiture (9-12-3-2)		-	-	-	1
	Escape/Failure to Return (35-44-3-5)		-	-	-	1
	Failure to Register as a Sex Offender (11-8-8-17)		-	-	-	2
	Firearm w/in One Mile of School (35-47-2-1)		-	-	-	2
	Forgery (35-43-5-2)		1	6	3	17
	Fraud on Financial Institution (35-43-5-8)		-	1	-	3
	Handgun Violation (35-47-2-7)		-	-	-	2
	Intimidation (35-45-2-1)		-	1	-	1
	Neglect of a Dependent (35-46-1-4)		-	-	2	2
	Non-Support of Dependent Child (35-46-1-5)		-	5	1	23
	Oper Veh Intox Prev Conv (9-30-5-2)		-	-	1	-
	Operating Vehicle w/Lifetime Suspension (9-30-10-17)		-	1	-	6
	Operating Vehicle-Habitual Violation (9-30-10-16)		-	-	-	2
	Possession Methamphetamine (35-48-4-6.1)		-	-	-	1
	Possession of Cocaine or Narcotic Drug (35-48-4-6)		-	-	1	4
	Possession of Controlled Substance (35-48-4-7)		-	-	1	-
	Possession of Precursors (35-48-4-14.5)		-	-	-	2
	Robbery (35-42-5-1)		-	1	-	10
	Sexual Misconduct with a Minor (35-42-4-9)		-	-	-	5
	Welfare Fraud (35-43-5-7)		1	-	1	-
C Felony Total			2	33	12	163

Felony Level	Primary Offense	Secondary Offense	May-19		This Calendar Year	
			SEX		SEX	
			F	M	F	M
D Felony	Attempt to Commit a Felony (35-41-5-1)	Theft, Receiving Stolen Property (35-43-4-2)	-	-	-	1
	Auto Theft, Receiving Stolen Parts (35-43-4-2.5)		-	1	-	2
	Battery (35-42-2-1)		-	-	-	2
	Battery by Bodily Waste (35-42-2-6)		-	-	3	1
	Check Fraud (35-43-5-12)		-	1	-	2
	Criminal Confinement (35-42-3-3)		-	-	-	1
	Criminal Mischief (35-43-1-2)		-	-	1	-
	Criminal Recklessness (35-42-2-2)		-	1	1	5
	Dealing Marijuana, Hash Oil, or Hashish (35-48-4-10)		-	-	-	1
	Dealing/Poss. Look-Alike Subs (35-48-4-11.5)		-	-	1	-
	Domestic Battery (35-42-2-1.3)		-	-	-	1
	Driving While Intoxicated/Injury (9-11-2-4)		-	-	-	2
	Driving While Suspended/Oper Vch HTV (9-30-10-16)		-	-	2	3
	Exploit Endangered Adult (35-46-1-12)		-	-	-	1
	Fail to Stop Accident w/Injury (9-26-1-1)		-	-	-	2
	Failure to Appear (35-44-3-6)		-	-	-	1
	Failure to Register as a Sex Offender (11-8-8-17)		-	-	-	1
	Failure to Return to Lawful Detention (35-44-3-5)		-	-	-	3
	Intimidation (35-45-2-1)		-	-	2	-
	Involuntary Manslaughter (35-42-1-4)		-	-	-	1
	Maintaining a Common Nuisance (35-48-4-13)		1	1	1	3
	Neglect of a Dependent (35-46-1-4)		-	-	-	1
	Non-Support of a Child (35-46-1-5)		-	1	1	10
	Operating Vehicle Intox-Prior (9-30-5-3)		-	1	1	4
	Operating Vehicle Intoxicated-Endanger (9-30-5-2)		-	-	-	1
	Poss. of Marijuana, Hash Oil, or Hashish (35-48-4-11)		-	1	-	4
	Possession - Syringe/Needle (16-42-19-18)		1	-	2	-
	Possession of Cocaine or Narcotic Drug (35-48-4-6)		2	-	2	4
	Possession of Controlled Substance (35-48-4-7)		-	-	2	8
	Possession of Meth(35-48-4-6.1)		-	-	2	4
	Possession of Precursors (35-48-4-14.5)		-	-	-	2
	Possession/Use of Legend Drug (16-42-19-13)		1	-	1	-
	Residential Entry (35-43-2-1.5)		-	-	-	1
	Resisting Law Enforcement (35-44-3-3)		1	-	1	6
	Sexual Battery (35-42-4-8)		-	-	-	5
	Sexual Misconduct with a Minor (35-42-4-9)		-	-	-	1
	Theft, Receiving Stolen Property (35-43-4-2)		1	7	2	45
	Vicarious Sexual Gratification (35-42-4-5)		-	1	-	1
	Welfare Fraud (35-43-5-7)		-	1	-	3
D Felony Total			7	16	25	133

Felony Level	Primary Offense	Secondary Offense	May-19		This Calendar Year	
			SEX		SEX	
			F	M	F	M
Level 1 Felony	Aggravated Battery (35-42-2-1.5)		-	1	-	2
	Attempt to Commit a Felony (35-41-5-1)	Murder (35-42-1-1)	-	8	2	16
	Burglary (35-43-2-1)		-	1	-	4
	Child Molesting (35-42-4-3)		2	5	2	46
	Criminal Gang Enhancement (35-50-2-15)		-	1	-	1
	Neglect of a Dependent/Death (35-46-1-4)		1	-	2	1
	Rape (35-42-4-1)		-	-	-	5
	Sex Misconduct w/ Minor (35-42-4-9)		-	1	-	1
Level 1 Felony Total			3	17	6	76

Felony Level	Primary Offense	Secondary Offense	May-19		This Calendar Year	
			SEX		SEX	
			F	M	F	M
Level 2 Felony	Aiding, Inducing or Causing an Offense (35-41-2-4)	Dealing Cocaine or Narcotic Drug (35-48-4-1)	-	-	1	-
		Robbery (35-42-5-1)	-	-	-	1
	Arson (35-43-1-1)		-	-	1	-
	Attempt to Commit a Felony (35-41-5-1)	Robbery (35-42-5-1)	1	1	2	3
		Voluntary Manslaughter (35-42-1-3)	-	-	-	1
	Battery (35-42-2-1)		-	1	-	3
	Burglary (35-43-2-1)		2	-	2	4
	Child Molesting (35-42-4-3)		-	-	-	1
	Conspiracy (35-41-5-2)	Burglary (35-43-2-1)	-	-	-	2
		Dealing Methamphetamine (35-48-4-1.1)	-	-	-	2
	Criminal Confinement (35-42-3-3)		-	-	1	-
	Dealing Cocaine or Narcotic Drug (35-48-4-1)		3	2	5	49
	Dealing Methamphetamine (35-48-4-1.1)		9	21	25	81
	Dealing Sched I, II, or III Cntrl Sub (35-48-4-2)		-	-	-	3
	Resisting Law Enforcement (35-44-1-3-1)		-	-	-	1
	Robbery (35-42-5-1)		2	5	2	13
	Voluntary Manslaughter (35-42-1-3)		-	4	2	10
Level 2 Felony Total			17	34	41	174

Felony Level	Primary Offense	Secondary Offense	May-19		This Calendar Year		
			SEX		SEX		
			F	M	F	M	
Level 3 Felony	Accident/Failure to Stop-Serious Inj/Death (9-26-1-1)		-	-	-	2	
	Aggravated Battery (35-42-2-1.5)		-	5	4	39	
	Aiding, Inducing or Causing an Offense (35-41-2-4)	Firearm Enhancement (35-50-2-11)	-	-	-	1	
		Aggravated Battery (35-42-2-1.5)	-	1	-	1	
		Dealing Methamphetamine (35-48-4-1.1)	-	-	1	1	
		Robbery (35-42-5-1)	1	1	1	4	
	Arson (35-43-1-1)		-	-	-	1	
	Attempt to Commit a Felony (35-41-5-1)	Aggravated Battery (35-42-2-1.5)	-	2	-	3	
		Kidnapping (35-42-3-2)	-	-	-	1	
		Rape (35-42-4-1)	-	1	-	3	
		Robbery (35-42-5-1)	-	1	1	5	
	Battery (35-42-2-1)		-	1	1	5	
	Burglary (35-43-2-1)		-	1	2	7	
	Child Molesting (35-42-4-3)		-	2	-	13	
	Conspiracy (35-41-5-2)	Burglary (35-43-2-1)	-	-	-	1	
		Robbery (35-42-5-1)	-	-	-	1	
	Criminal Confinement (35-42-3-3)		1	4	2	17	
	Dealing Cocaine or Narcotic Drug (35-48-4-1)		-	13	4	41	
	Dealing Methamphetamine (35-48-4-1.1)		3	9	16	65	
	Dealing Sched I, II, or III Cntrl'd Sub (35-48-4-2)		-	-	2	2	
	Dealing Sched IV Cntrl'd Sub (35-48-4-3)		-	-	-	2	
	Domestic Battery SBI Under 14 (35-42-2-1.3A)		-	-	-	2	
	Kidnapping (35-42-3-2)		-	1	-	9	
	Manufacturing Meth (35-48-4-1.2)		-	-	-	2	
	Neglect of a Dependent/Death (35-46-1-4)		2	1	9	4	
	Possession of Cocaine or Narcotic Drug (35-48-4-6)		-	1	1	7	
	Possession of Meth (35-48-4-6.1)		2	3	6	26	
	Rape (35-42-4-1)		-	4	-	18	
	Robbery (35-42-5-1)		8	37	21	146	
	Vicarious Sexual Gratification (35-42-4-5)		-	-	-	1	
	Level 3 Felony Total			17	88	71	430

Felony Level	Primary Offense	Secondary Offense	May-19		This Calendar Year		
			SEX		SEX		
			F	M	F	M	
Level 4 Felony	Aiding, Inducing or Causing an Offense (35-41-2-4)	Dealing Methamphetamine (35-48-4-1.1)	-	-	2	2	
		Possession of Meth (35-48-4-6.1)	-	-	1	-	
	Arson (35-43-1-1)		-	-	3	10	
	Attempt to Commit a Felony (35-41-5-1)	Burglary (35-43-2-1)	-	-	-	1	
		Conspiracy (35-41-5-2)	-	1	-	1	
		Pharmacy Robbery (35-45-5-1B)	-	-	-	1	
	Burglary (35-43-2-1)		6	30	25	171	
	Child Exploitation (35-42-4-4)		-	1	-	5	
	Child Molesting (35-42-4-3)		-	12	1	58	
	Child Solicitation (35-42-4-6)		-	1	-	2	
	Conspiracy (35-41-5-2)	Burglary (35-43-2-1)	-	-	-	2	
		Conspiracy (35-41-5-2)	-	-	-	1	
		Dealing Cocaine or Narcotic Drug (35-48-4-1)	1	-	2	-	
		Dealing Methamphetamine (35-48-4-1.1)	-	-	1	1	
	Dealing Cocaine or Narcotic Drug (35-48-4-1)		6	16	13	47	
	Dealing Methamphetamine (35-48-4-1.1)		9	26	34	99	
	Dealing Sched I, II, or III Cntrl'd Sub (35-48-4-2)		1	3	4	6	
	Dealing Sched IV Controlled Substance (35-48-4-3)		-	2	-	3	
	Escape 35-44.1-3-4		-	1	-	1	
	Felon in Possession of a Firearm (35-47-4-5)		-	36	4	148	
	Human Sexual Trafficking (35-42-3.5-1)		-	-	-	1	
	Incest (35-46-1-3)		-	-	-	2	
	Manufacturing Meth (35-48-4-1.2)		-	-	1	2	
	Operating Vehicle Intoxicated/Death (9-30-5-5)		1	2	4	3	
	Pharmacy Robbery (35-42-5-1(b))		-	-	1	-	
	Possession of Cocaine or Narcotic Drug (35-48-4-6)		1	5	2	16	
	Possession of Meth (35-48-4-6.1)		4	14	15	42	
	Sexual Battery (35-42-4-8)		-	-	-	1	
	Sexual Misconduct with a Minor (35-42-4-9)		-	3	2	26	
	Stalking (35-45-10-5)		-	-	-	1	
	Vicarious Sexual Gratification (35-42-4-5)		-	-	-	7	
	Level 4 Felony Total			29	153	115	660

Felony Level	Primary Offense	Secondary Offense	May-19		This Calendar Year	
			SEX		SEX	
			F	M	F	M
Level 5 Felony	Accident/Failure to Stop-Serious Inj/Death (9-26-1-8)	Assisting a Criminal (35-44.1-2-5)	-	-	-	1
	Aiding, Inducing or Causing an Offense (35-41-2-4)	Burglary (35-43-2-1)	1	-	1	-
		Dealing Cocaine or Narcotic Drug (35-48-4-1)	-	-	1	1
		Dealing Methamphetamine (35-48-4-1.1)	-	-	1	-

Felony Level	Primary Offense	Secondary Offense	May-19		This Calendar Year		
			SEX		SEX		
			F	M	F	M	
Level 5 Felony (cont'd)		Dealing in Methamphetamine (35-48-4-1.1)	-	-	-	1	
		Escape (35-44.1-3-4)	-	-	1	-	
		Robbery (35-42-5-1)	-	2	-	3	
	Assisting a Criminal (35-44.1-2-5)		-	-	1	6	
	Attempt to Commit a Felony (35-41-5-1)	Battery (35-42-2-1)	-	2	1	3	
		Burglary (35-43-2-1)	-	1	-	1	
		Escape (35-44.1-3-4)	-	2	-	2	
		Fraud on Financial Institution (35-43-5-8)	-	1	1	3	
		Kidnapping (35-42-3-2)	-	2	-	2	
		Robbery (35-42-5-1)	-	-	-	4	
	Auto Theft, Receiving Stolen Parts (35-43-4-2.5)		-	3	-	9	
	Battery (35-42-2-1)		13	44	35	191	
	Bribery (35-44.1-1-2)		-	1	1	2	
	Burglary (35-43-2-1)		3	29	18	170	
	Child Exploitation (35-42-4-4)		-	4	-	23	
	Child Pornography (35-42-4-4(C))		-	-	-	9	
	Child Possession of a Firearm (35-47-10-5)		-	1	-	2	
	Child Seduction (35-42-4-7)		-	1	-	2	
	Child Solicitation (35-42-4-6)		-	3	2	15	
	Conspiracy (35-41-5-2)	Burglary (35-43-2-1)	-	-	-	1	
		Child Exploitation (35-42-4-4)	-	-	-	1	
		Dealing Cocaine or Narcotic Drug (35-48-4-1)	-	-	2	2	
		Dealing in Methamphetamine (35-48-4-1.1)	-	1	-	1	
		Fraud on Financial Institution (35-43-5-8)	1	-	1	2	
		Robbery (35-42-5-1)	-	1	-	2	
		Trafficking with an Inmate (35-44.1-3-5)	-	-	-	3	
	Conversion (35-43-4-3)		-	1	1	1	
	Corrupt Business Influence (35-45-6-2)		1	-	4	9	
	Criminal Confinement (35-42-3-3)		-	5	-	27	
	Criminal Gang Enhancement (35-50-2-15)		-	-	-	1	
	Criminal Recklessness (35-42-2-2)		-	9	1	25	
	Dangerous Control of a Handgun (35-47-10-6)		-	1	-	1	
	Dealing Cocaine or Narcotic Drug (35-48-4-1)		5	11	18	69	
	Dealing Marijuana, Hash Oil, or Hashish (35-48-4-10)		-	2	-	5	
	Dealing Methamphetamine (35-48-4-1.1)		8	30	36	110	
	Dealing Sched I, II, or III Cntrl Sub (35-48-4-2)		-	1	2	7	
	Dealing Sched IV Cntrl Sub (35-48-4-3)		-	1	1	4	
	Dealing in Methamphetamine (35-48-4-1.1)		2	16	29	89	
	Dealing/Poss. Look-Alike Subs (35-48-4-4.6)		-	1	2	8	
	Disarm/Attempt to Disarm an Officer (35-44.1-3-2)		-	3	-	8	
	Domestic Battery (35-42-2-1.3)		1	16	6	76	
	Escape (35-44.1-3-4)		1	9	8	30	
	Fail to Stop Acc Death (9-26-1-1.1)		-	-	-	7	
	Failure to Register as a Sex Offender (11-8-8-17)		1	4	2	50	
	Firearm w/in One Mile of School (35-47-2-1)		2	37	9	151	
	Fraud on Financial Institution (35-43-5-8)		2	4	18	21	
	Incest (35-46-1-3)		-	-	1	-	
	Intimidation (35-45-2-1)		-	4	2	46	
	Involuntary Manslaughter (35-42-1-4)		-	-	-	2	
	Kidnapping (35-42-3-2)		-	-	-	4	
	Manufacture Destruct Device (35-47.5-5-2)		-	-	-	1	
	Neglect of a Dependent/Death (35-46-1-4)		1	3	4	14	
	Non-Support of Dependent Child (35-46-1-5)		-	4	-	7	
	Obliterating Handgun I.D. (35-47-2-18)		-	2	1	10	
	Obstruction of Justice (35-44.1-2-2)		-	1	-	8	
	Oper Veh Aft Life Susp (9-30-10-17)		1	19	6	97	
	Operating Vehicle Intoxicated-Contrlld Sub (9-30-5-1)		-	-	-	2	
		Habitual Offender Controlled Substance (35-50-2-10)	-	-	-	1	
	Operating Vehicle Intoxicated/Death (9-30-5-5)		-	1	-	4	
	Operating Vehicle Intoxicated/Injury (9-30-5-4)		-	-	-	2	
	Possession of Cocaine or Narcotic Drug 35-48-4-6		2	6	8	45	
	Possession of Dangerous Device (35-44.1-3-7)		-	-	-	1	
	Possession of Precursors (35-48-4-14.5)		1	-	1	1	
	Possession of Syringes or Needles (16-42-19-18)		-	1	3	5	
	Possession/Use of Legend Drug (16-42-19-13)		1	-	1	1	
	Promoting Prostitution (35-45-4-4)		-	-	-	1	
	Prov Gun to Inel Per (35-47-2-5-16)		-	-	-	1	
	Reckless Homicide (35-42-1-5)		-	1	2	7	
	Resisting Law Enforcement (35-44.1-3-1)		-	2	-	3	
	Robbery (35-42-5-1)		1	25	7	95	
	Sexual Misconduct with a Minor (35-42-4-9)		-	9	-	39	
	Stalking (35-45-10-5)		-	4	1	13	
	Strangulation (35-42-2-9)		-	-	-	1	
	Theft, RCV, Stolen Property (35-42-4-2)		1	-	1	-	
	Theft, Receiving Stolen Property (35-43-4-2)		2	5	4	30	
	Trafficking with an Inmate (35-44.1-3-5)		5	4	12	18	
	Vicarious Sexual Gratification (35-42-4-5)		-	-	-	1	
	Level 5 Felony Total			56	341	257	1624

Felony Level	Primary Offense	Secondary Offense	May-19		This Calendar Year	
			SEX		SEX	
			F	M	F	M
Level 6 Felony	Abuse of a Corpse (35-45-11-2)		-	1	-	1
	Accident/Failure to Stop-Serious Inj/Death (9-26-1-8)		-	-	-	1
	Aiding in Manufacture of Sch II Cont Subst (35-48-4-2)		-	1	1	2
	Aiding, Inducing or Causing an Offense (35-41-2-4)	Theft, Receiving Stolen Property (35-43-4-2)	-	3	-	3
	Assisting a Criminal (35-44.1-2-5)		2	-	2	2
	Attempt to Commit a Felony (35-41-5-1)	Attempted/Obstruction of Justice (35-41-5-1)	-	-	1	-
		Battery (35-42-2-1)	-	-	-	1
		Residential Entry (35-43-2-1.5)	-	1	-	1
	Auto Theft, Receiving Stolen Parts (35-43-4-2.5)		1	7	4	54
	Battery 35-42-2-1		3	12	7	39
	Cheating at Gambling (4-33-10-2)		-	1	-	1
	Check Deception (35-43-5-5)		-	1	-	1
	Child Exploitation (35-42-4-4)		-	-	-	1
	Conspiracy (35-41-5-2)	Attempted/Obstruction of Justice (35-41-5-1)	-	-	-	1
	Controlled Substance Registration (35-48-4-14)		-	-	2	-
	Criminal Confinement (35-42-3-3)		-	3	-	13
	Criminal Confinement (35-42-3-3)		-	17	2	59
	Criminal Gang Enhancement (35-50-2-15)		-	-	-	2
	Criminal Mischief (35-43-1-2)		-	-	3	2
	Criminal Recklessness (35-42-2-2)		1	9	4	23
	Criminal Trespass (35-43-2-2)		-	-	-	1
	Damage Orig/Spec ID (35-43-6.5-1)		-	-	-	1
	Dealing Marijuana, Hash Oil, or Hashish (35-48-4-10)		1	1	1	11
	Dealing Sched I, II, or III Cntrld Sub (35-48-4-2(A))		-	-	-	2
	Dealing Subs. Represent as Cntrld Subs. (35-48-4-4.5)		-	1	1	5
	Dealing/Poss. Look-Alike Subs (35-48-4-10.5)		-	1	-	5
	Dealing/Poss. Look-Alike Subs (35-48-4-11.5)		-	1	-	9
	Dissemination of Matter Harmful to Minor (35-49-3-3)		-	1	1	2
	Escape 35-44.1-3-4		6	19	29	102
	Fail to Reg Sex Off (11-8-8-17)		-	1	1	8
	Failure to Appear (35-44.1-2-9)		-	-	1	3
	Failure to Return to Acc Result Serious Inj (9-26-1-1(2))		-	-	-	1
	Forgery, Counterfeiting, Application Fraud (35-43-5-2)		-	6	15	42
	Habitual Offender (35-50-2-8)		-	-	1	-
	Habitual Veh Subst Offender Enhance (9-30-15.5-2)		2	-	2	1
	Identity Deception (35-43-5-3.5)		-	-	2	1
	Impersonation of a Public Servant (35-44-2-3)		-	-	-	1
	Insurance Fraud (35-43-5-4.5)		-	1	6	10
	Intimidation (35-45-2-1)		-	8	1	30
	Invasion of Privacy (35-46-1-15.1)		-	4	-	20
	Kidnapping (35-42-3-2)		-	-	-	1
	Knowingly Falsifying of a Record (7-1-5-6-4)		1	-	1	-
	Leaving an Accident Scene (9-26-1-1.1)		-	1	-	1
	Maintain Common Nuisance (35-45-2-1(c))		4	2	12	19
	Maintaining Common Nuisance (35-48-4-13)		1	-	1	9
	Make False Sales Document (35-43-5-16)		-	1	-	1
	Money Laundering (35-45-15-5)		-	-	-	1
	Neglect of a Dependent/Death (35-46-1-4)		5	2	12	13
	Non-Support of Dependent Child (35-46-1-5)		-	-	1	6
	Obstruction of Justice (35-44.1-2-2)		-	1	1	13
	Oper Vehicle-Intox-Prev Conv (9-30-5-3)		-	1	2	18
		Habitual Offender Controlled Substance (35-50-2-10)	-	1	1	3
	Operating Vehicle Intoxicated-Contrld Sub (9-30-5-1)		-	3	-	8
		Habitual Offender (35-50-2-8)	-	-	-	1
		Habitual Offender Controlled Substance (35-50-2-10)	-	-	-	1
	Operating Vehicle Intoxicated-Endanger (9-30-5-2)		2	3	5	18
		Habitual Offender Controlled Substance (35-50-2-10)	-	2	-	4
	Operating Vehicle Intoxicated/Injury (9-30-5-4)		-	-	-	7
	Operating Vehicle-Habitual Violation (9-30-10-16)		-	5	3	27
		Habitual Offender Controlled Substance (35-50-2-10)	-	-	-	1
	Perjury (35-44.1-2-1)		-	1	-	3
	Pointing a Firearm (35-47-4-3)		1	-	1	10
	Poss Paraphernalia (35-48-4-8.3)		-	-	1	-
	Poss Precursors (35-48-4-14.5)		-	2	4	5
	Possession Sched IV Contrlld Sub w/in 1,000 ft (35-48-4-7)		1	2	2	9
	Possession of Child Pornography (35-42-4-4(C))		-	1	-	6
	Possession of Cocaine or Narcotic Drug (35-48-4-6)		6	8	20	57
	Possession of Marijuana (35-48-4-11)		1	-	1	2
	Possession of Meth(35-48-4-6.1)		15	19	68	157
		Habitual Offender (35-50-2-8)	-	-	-	1
	Possession of Syringes or Needles (16-42-19-18)		8	13	54	88
	Possession or Use of Legend Drug (16-42-19-13)		6	-	15	6
	Prostitution (35-45-4-2)		-	-	1	-
	Residential Entry (35-43-2-1.5)		-	3	5	27
	Resisting Law Enforc (35-44.1-3-1)		3	30	10	120
	Sexual Battery (35-42-4-8)		-	-	-	4
	Sexual Conduct in Presence of a Minor (35-42-4-5c)		-	1	-	2
	Sexual Misconduct with a Minor (35-42-4-9)		-	-	-	2

Felony Level	Primary Offense	Secondary Offense	May-19		This Calendar Year	
			SEX		SEX	
			F	M	F	M
Level 6 Felony (con'td)	Stalking (35-45-10-5)		-	-	-	3
	Strangulation (35-42-2-9)		-	9	-	23
	Synthetic ID Deception (35-43-5-3.8)		-	1	1	5
	Theft, Receiving Stolen Property (35-43-4-2)		9	41	55	205
	Unlawful Entry by Sex Offender (35-42-4-14)		-	-	-	1
Level 6 Felony Total			79	253	364	1350

Felony Level	Primary Offense	Secondary Offense	May-19		This Calendar Year	
			SEX		SEX	
			F	M	F	M
Murder	Murder (35-42-1-1)		1	11	6	47
		Firearm Enhancement (35-50-2-11)	-	-	-	3
Murder Total			1	11	6	50

Felony Level	Primary Offense	Secondary Offense	May-19		This Calendar Year	
			SEX		SEX	
			F	M	F	M
Habitual Offender	Habitual Offender (35-50-2-8)		-	1	-	6
		Habitual Offender Controlled Substance (35-50-2-10)	-	1	-	2
Habitual Offender Total			0	2	0	8

			May-19		This Calendar Year	
			SEX		SEX	
			F	M	F	M
Grand Total			222	999	946	4964

Note: Offense data may not be available for all offenders at the time this table was prepared.
Only new commitments and probation violations are reported on this table.
Parole and Community Transition Program violators are excluded on this table.
Source: SAS - all.citations_mso.pgm

Indiana Department of Correction
 Table 12
 Number of New Admissions by Most Serious Offense
 Committed to the Indiana Department of Correction

May 2019

Felony Level	Primary Offense	Secondary Offense	May-19		This Calendar Year	
			SEX		SEX	
			F	M	F	M
Level A Felony	Burglary (35-43-2-1)		-	1	-	3
	Child Molesting (35-42-4-3)		1	4	1	12
	Dealing Cocaine or Narcotic Drug (35-48-4-1)		1	1	1	12
	Dealing Methamphetamine (35-48-4-1.1)		2	-	5	1
	Possession of Cocaine or Narcotic Drug (35-48-4-6)		-	-	-	1
	Robbery (35-42-5-1)		-	-	-	1
	Voluntary Manslaughter (35-42-1-3)		-	-	-	3
Level A Felony			4	6	7	33

Felony Level	Primary Offense	Secondary Offense	May-19		This Calendar Year	
			SEX		SEX	
			F	M	F	M
Level B Felony	Aggravated Battery (35-42-2-1.5)		-	1	-	3
	Arson (35-43-1-1)		-	-	-	3
	Battery (35-42-2-1)		-	-	-	3
	Burglary (35-43-2-1)		3	10	5	49
	Carjacking (35-42-5-2)		-	-	-	1
	Child Molesting (35-42-4-3)		-	-	-	6
	Criminal Confinement (35-42-3-3)		-	-	-	1
	Dealing Cocaine or Narcotic Drug (35-48-4-1)		-	8	3	38
	Dealing Methamphetamine (35-48-4-1.1)		1	5	12	33
	Dealing Sched I, II, or III Cntrld Sub (35-48-4-2)		2	4	8	16
	Felon in Possession of a Firearm (35-47-4-5)		-	1	1	5
	Incest (35-46-1-3)		-	-	-	1
	Neglect of a Dependent (35-46-1-4)		-	-	-	2
	Operating Vehicle Intoxicated/Death (9-30-5-5)		-	-	-	2
	Possession Methamphetamine (35-48-4-6.1)		1	1	1	3
	Possession of Cocaine or Narcotic Drug (35-48-4-6)		-	-	2	2
	Rape (35-42-4-1)		-	1	-	3
	Robbery (35-42-5-1)		-	6	1	26
	Sexual Misconduct with a Minor (35-42-4-9)		-	2	-	6
	Level B Felony Total			7	39	33

Felony Level	Primary Offense	Secondary Offense	May-19		This Calendar Year	
			SEX		SEX	
			F	M	F	M
Level C Felony	Battery (35-42-2-1)		-	-	-	5
	Burglary (35-43-2-1)		-	4	-	17
	Child Exploitation (35-42-4-4)		-	-	-	1
	Child Molesting (35-42-4-3)		-	3	-	17
	Corrupt Business Influence (35-45-6-2)		-	-	-	3
	Criminal Recklessness (35-42-2-2)		-	-	1	-
	Dealing Marijuana, Hash Oil, or Hashish (35-48-4-10)		-	-	-	1
	Dealing Sched IV Controlled Substance (35-48-4-3)		-	-	1	1
	Driving After Forfeiture (9-12-3-2)		-	-	-	1
	Failure to Register as a Sex Offender (11-8-8-17)		-	-	-	1
	Firearm w/in One Mile of School (35-47-2-1)		-	-	-	2
	Forgery (35-43-5-2)		-	5	1	12
	Fraud on Financial Institution (35-43-5-8)		-	1	-	2
	Handgun Violation (35-47-2-7)		-	-	-	1
	Intimidation (35-45-2-1)		-	1	-	1
	Neglect of a Dependent (35-46-1-4)		-	-	1	-
	Non-Support of Dependent Child (35-46-1-5)		-	3	1	18
	Oper Veh Intox Prev Conv (9-30-5-2)		-	-	1	-
	Operating Vehicle w/Lifetime Suspension (9-30-10-17)		-	1	-	6
	Operating Vehicle-Habitual Violation (9-30-10-16)		-	-	-	2
	Possession Methamphetamine (35-48-4-6.1)		-	-	-	1
	Possession of Cocaine or Narcotic Drug (35-48-4-6)		-	-	1	2
	Possession of Precursors (35-48-4-14.5)		-	-	-	2
	Robbery (35-42-5-1)		-	-	-	5
Sexual Misconduct with a Minor (35-42-4-9)		-	-	-	3	
Welfare Fraud (35-43-5-7)		1	-	1	-	
Level C Felony Total			1	18	8	104

Felony Level	Primary Offense	Secondary Offense	May-19		This Calendar Year	
			SEX		SEX	
			F	M	F	M
Level D Felony	Auto Theft, Receiving Stolen Parts (35-43-4-2.5)		-	-	-	1
	Battery (35-42-2-1)		-	-	-	1
	Criminal Mischief (35-43-1-2)		-	-	1	-
	Dealing/Poss. Look-Alike Subs (35-48-4-11.5)		-	-	1	-
	Driving While Suspended/Oper Veh HTV (9-30-10-16)		-	-	1	2
	Exploit Endangered Adult (35-46-1-12)		-	-	-	1
	Failure to Return to Lawful Detention (35-44-3-5)		-	-	-	1
	Maintaining a Common Nuisance (35-48-4-13)		1	-	1	-
	Neglect of a Dependent (35-46-1-4)		-	-	-	1
	Non-Support of a Child (35-46-1-5)		-	-	-	3
	Operating Vehicle Intox-Prior (9-30-5-3)		-	1	-	3
	Poss. of Marijuana, Hash Oil, or Hashish (35-48-4-11)		-	-	-	2
	Possession - Syringe/Needle (16-42-19-18)		-	-	1	-
	Possession of Cocaine or Narcotic Drug (35-48-4-6)		1	-	1	3
	Possession of Controlled Substance (35-48-4-7)		-	-	-	5
	Possession of Meth(35-48-4-6.1)		-	-	2	1
	Residential Entry (35-43-2-1.5)		-	-	-	1
	Resisting Law Enforcement (35-44-3-3)		-	-	-	1
	Sexual Battery (35-42-4-8)		-	-	-	3
	Theft, Receiving Stolen Property (35-43-4-2)		-	2	-	21
Welfare Fraud (35-43-5-7)		-	1	-	2	
Level D Felony Total			2	4	8	52

Felony Level	Primary Offense	Secondary Offense	May-19		This Calendar Year	
			SEX		SEX	
			F	M	F	M
Level 1 Felony	Aggravated Battery (35-42-2-1.5)		-	1	-	2
	Attempt to Commit a Felony (35-41-5-1)	Murder (35-42-1-1)	-	5	1	9
	Burglary (35-43-2-1)		-	1	-	4
	Child Molesting (35-42-4-3)		1	5	1	29
	Neglect of a Dependent/Death (35-46-1-4)		1	-	2	1
	Rape (35-42-4-1)		-	-	-	5
	Sex Misconduct w/ Minor (35-42-4-9)		-	1	-	1
	Level 1 Felony Total			2	13	4

Felony Level	Primary Offense	Secondary Offense	May-19		This Calendar Year		
			SEX		SEX		
			F	M	F	M	
Level 2 Felony	Aiding, Inducing or Causing an Offense (35-41-2-4)	Dealing Cocaine or Narcotic Drug (35-48-4-1)	-	-	1	-	
		Robbery (35-42-5-1)	-	-	-	1	
	Arson (35-43-1-1)		-	-	1	-	
	Attempt to Commit a Felony (35-41-5-1)	Robbery (35-42-5-1)	1	1	2	3	
		Voluntary Manslaughter (35-42-1-3)	-	-	-	1	
	Battery (35-42-2-1)		-	-	-	1	
	Burglary (35-43-2-1)		1	-	1	3	
	Child Molesting (35-42-4-3)		-	-	-	1	
	Conspiracy (35-41-5-2)	Burglary (35-43-2-1)	-	-	-	2	
		Dealing Methamphetamine (35-48-4-1.1)	-	-	-	1	
	Criminal Confinement (35-42-3-3)		-	-	1	-	
	Dealing Cocaine or Narcotic Drug (35-48-4-1)		2	2	3	38	
	Dealing Methamphetamine (35-48-4-1.1)		7	17	21	76	
	Dealing Sched I, II, or III Cntrlrd Sub (35-48-4-2)		-	-	-	2	
	Resisting Law Enforcement (35-44-1-3-1)		-	-	-	1	
	Robbery (35-42-5-1)		2	4	2	10	
	Voluntary Manslaughter (35-42-1-3)		-	4	2	10	
	Level 2 Felony Total			13	28	34	150

Felony Level	Primary Offense	Secondary Offense	May-19		This Calendar Year	
			SEX		SEX	
			F	M	F	M
Level 3 Felony	Accident/Failure to Stop-Serious Inj/Death (9-26-1-1.1)		-	-	-	2
	Aggravated Battery (35-42-2-1.5)		-	5	4	33
	Aiding, Inducing or Causing an Offense (35-41-2-4)	Aggravated Battery (35-42-2-1.5)	-	1	-	1
		Dealing Methamphetamine (35-48-4-1.1)	-	-	1	1
		Robbery (35-42-5-1)	1	1	1	3
	Arson (35-43-1-1)		-	-	-	1
	Attempt to Commit a Felony (35-41-5-1)	Aggravated Battery (35-42-2-1.5)	-	1	-	2
		Kidnapping (35-42-3-2)	-	-	-	1
		Rape (35-42-4-1)	-	1	-	2
		Robbery (35-42-5-1)	-	1	1	4
	Battery (35-42-2-1)		-	-	1	4
	Burglary (35-43-2-1)		-	1	2	7
	Child Molesting (35-42-4-3)		-	1	-	12
	Conspiracy (35-41-5-2)	Burglary (35-43-2-1)	-	-	-	1
		Robbery (35-42-5-1)	-	-	-	1

Felony Level	Primary Offense	Secondary Offense	May-19		This Calendar Year	
			SEX		SEX	
			F	M	F	M
Level 3 Felony (con'td)	Criminal Confinement (35-42-3-3)		-	2	-	9
	Dealing Cocaine or Narcotic Drug (35-48-4-1)		-	12	4	31
	Dealing Methamphetamine (35-48-4-1.1)		3	8	16	53
	Dealing Sched I, II, or III Cntrld Sub (35-48-4-2)		-	-	2	2
	Dealing Sched IV Cntrld Sub (35-48-4-3)		-	-	-	2
	Domestic Battery SBI Under 14 (35-42-2-1.3A)		-	-	-	2
	Kidnapping (35-42-3-2)		-	1	-	3
	Manufacturing Meth (35-48-4-1.2)		-	-	-	2
	Neglect of a Dependent/Death (35-46-1-4)		2	1	8	3
	Possession of Cocaine or Narcotic Drug (35-48-4-6)		-	1	1	5
	Possession of Meth (35-48-4-6.1)		2	3	5	23
	Rape (35-42-4-1)		-	2	-	12
	Robbery (35-42-5-1)		3	29	12	120
Level 3 Felony Total			11	71	58	342

Felony Level	Primary Offense	Secondary Offense	May-19		This Calendar Year	
			SEX		SEX	
			F	M	F	M
Level 4 Felony	Aiding, Inducing or Causing an Offense (35-41-2-4)	Dealing Methamphetamine (35-48-4-1.1)	-	-	2	2
		Possession of Meth (35-48-4-6.1)	-	-	1	-
			-	-	3	10
	Arson (35-43-1-1)	Burglary (35-43-2-1)	-	-	-	1
		Conspiracy (35-41-5-2)	-	1	-	1
	Attempt to Commit a Felony (35-41-5-1)	Pharmacy Robbery (35-45-5-1B)	-	-	-	1
	Burglary (35-43-2-1)		6	26	24	150
	Child Exploitation (35-42-4-4)		-	1	-	3
	Child Molesting (35-42-4-3)		-	10	1	39
	Child Solicitation (35-42-4-6)		-	1	-	2
	Conspiracy (35-41-5-2)	Burglary (35-43-2-1)	-	-	-	1
		Conspiracy (35-41-5-2)	-	-	-	1
		Dealing Cocaine or Narcotic Drug (35-48-4-1)	-	-	1	-
		Dealing Methamphetamine (35-48-4-1.1)	-	-	1	1
	Dealing Cocaine or Narcotic Drug (35-48-4-1)		3	11	8	34
	Dealing Methamphetamine (35-48-4-1.1)		8	22	32	84
	Dealing Sched I, II, or III Cntrld Sub (35-48-4-2)		1	2	4	5
	Dealing Sched IV Controlled Substance (35-48-4-3)		-	2	-	2
	Escape 35-44.1-3-4		-	1	-	1
	Felon in Possession of a Firearm (35-47-4-5)		-	26	3	110
	Human Sexual Trafficking (35-42-3.5-1)		-	-	-	1
	Manufacturing Meth (35-48-4-1.2)		-	-	1	2
	Operating Vehicle Intoxicated/Death (9-30-5-5)		1	2	3	3
	Pharmacy Robbery (35-42-5-1(b))		-	-	1	-
	Possession of Cocaine or Narcotic Drug (35-48-4-6)		1	5	2	13
	Possession of Meth (35-48-4-6.1)		4	10	14	33
	Sexual Battery (35-42-4-8)		-	-	-	1
	Sexual Misconduct with a Minor (35-42-4-9)		-	3	2	21
	Stalking (35-45-10-5)		-	-	-	1
	Vicarious Sexual Gratification (35-42-4-5)		-	-	-	1
Level 4 Felony Total			24	123	103	524

Felony Level	Primary Offense	Secondary Offense	May-19		This Calendar Year	
			SEX		SEX	
			F	M	F	M
Level 5 Felony	Accident/Failure to Stop-Serious Inj/Death (9-26-1-8)		-	-	-	1
		Aiding, Inducing or Causing an Offense (35-41-2-4)				
		Assisting a Criminal (35-44.1-2-5)	1	-	1	-
		Burglary (35-43-2-1)	-	1	-	3
		Dealing Cocaine or Narcotic Drug (35-48-4-1)	-	-	-	1
		Dealing in Methamphetamine (35-48-4-1.1)	-	-	-	1
		Escape (35-44.1-3-4)	-	-	1	-
		Robbery (35-42-5-1)	-	-	-	1
	Assisting a Criminal (35-44.1-2-5)		-	-	1	6
	Attempt to Commit a Felony (35-41-5-1)	Battery (35-42-2-1)	-	1	1	2
		Fraud on Financial Institution (35-43-5-8)	-	1	1	2
		Kidnapping (35-42-3-2)	-	1	-	1
		Robbery (35-42-5-1)	-	-	-	3
	Auto Theft, Receiving Stolen Parts (35-43-4-2.5)		-	3	-	8
	Battery (35-42-2-1)		10	32	29	150
	Bribery (35-44.1-1-2)		-	1	1	2
	Burglary (35-43-2-1)		3	22	16	136
	Child Exploitation (35-42-4-4)		-	2	-	14
	Child Pornography (35-42-4-4(C))		-	-	-	2
	Child Possession of a Firearm (35-47-10-5)		-	1	-	2
Child Seduction (35-42-4-7)		-	1	-	2	
Child Solicitation (35-42-4-6)		-	3	2	13	
Conspiracy (35-41-5-2)	Dealing Cocaine or Narcotic Drug (35-48-4-1)	-	-	2	2	

Felony Level	Primary Offense	Secondary Offense	May-19		This Calendar Year		
			SEX		SEX		
			F	M	F	M	
Level 5 Felony (cont'd)		Dealing in Methamphetamine (35-48-4-1.1)	-	1	-	1	
		Fraud on Financial Institution (35-43-5-8)	-	-	-	1	
		Trafficking with an Inmate (35-44.1-3-5)	-	-	-	2	
		Conversion (35-43-4-3)	-	-	1	-	
		Corrupt Business Influence (35-45-6-2)	-	-	3	8	
		Criminal Confinement (35-42-3-3)	-	3	-	18	
		Criminal Recklessness (35-42-2-2)	-	7	1	18	
		Dangerous Control of a Handgun (35-47-10-6)	-	1	-	1	
		Dealing Cocaine or Narcotic Drug (35-48-4-1)	4	5	15	48	
		Dealing Marijuana, Hash Oil, or Hashish (35-48-4-10)	-	2	-	4	
		Dealing Methamphetamine (35-48-4-1.1)	8	22	32	86	
		Dealing Sched I, II, or III Cntrl'd Sub (35-48-4-2)	-	-	1	4	
		Dealing Sched IV Cntrl'd Sub (35-48-4-3)	-	1	1	3	
		Dealing in Methamphetamine (35-48-4-1.1)	1	11	20	76	
		Dealing/Poss. Look-Alike Subs (35-48-4-4.6)	-	1	1	8	
		Disarm/Attempt to Disarm an Officer (35-44.1-3-2)	-	1	-	6	
		Domestic Battery (35-42-2-1.3)	1	14	6	68	
		Escape (35-44.1-3-4)	-	6	7	23	
		Fail to Stop Acc Death (9-26-1-1.1)	-	-	-	5	
		Failure to Register as a Sex Offender (11-8-8-17)	1	4	2	40	
		Firearm w/in One Mile of School (35-47-2-1)	2	31	8	116	
		Fraud on Financial Institution (35-43-5-8)	1	4	10	16	
		Incest (35-46-1-3)	-	-	1	-	
		Intimidation (35-45-2-1)	-	4	1	29	
		Involuntary Manslaughter (35-42-1-4)	-	-	-	2	
		Kidnapping (35-42-3-2)	-	-	-	3	
		Manufacture Destruct Device (35-47.5-5-2)	-	-	-	1	
		Neglect of a Dependent/Death (35-46-1-4)	-	2	2	5	
		Non-Support of Dependent Child (35-46-1-5)	-	4	-	7	
		Obliterating Handgun I.D. (35-47-2-18)	-	2	-	6	
		Obstruction of Justice (35-44.1-2-2)	-	1	-	4	
		Oper Veh Aft Life Susp (9-30-10-17)	1	17	5	85	
		Operating Vehicle Intoxicated-Contrld Sub (9-30-5-1)	-	-	-	1	
			Habitual Offender Controlled Substance (35-50-2-10)	-	-	-	1
		Operating Vehicle Intoxicated/Death (9-30-5-5)	-	1	-	4	
		Operating Vehicle Intoxicated/Injury (9-30-5-4)	-	-	-	2	
		Possession of Cocaine or Narcotic Drug 35-48-4-6	2	3	8	29	
		Possession of Precursors (35-48-4-14.5)	1	-	1	1	
		Possession of Syringes or Needles (16-42-19-18)	-	1	3	4	
		Possession/Use of Legend Drug (16-42-19-13)	1	-	1	1	
		Prov Gun to Inel Per (35-47-2.5-16)	-	-	-	1	
		Reckless Homicide (35-42-1-5)	-	1	2	5	
		Resisting Law Enforcement (35-44.1-3-1)	-	2	-	3	
		Robbery (35-42-5-1)	1	15	7	71	
		Sexual Misconduct with a Minor (35-42-4-9)	-	6	-	23	
		Stalking (35-45-10-5)	-	2	1	10	
		Strangulation (35-42-2-9)	-	-	-	1	
		Theft, Receiving Stolen Property (35-43-4-2)	2	3	4	17	
		Trafficking with an Inmate (35-44.1-3-5)	5	4	12	11	
	Level 5 Felony Total			45	251	211	1231

Felony Level	Primary Offense	Secondary Offense	May-19		This Calendar Year	
			SEX		SEX	
			F	M	F	M
Level 6 Felony		Aiding in Manufacture of Sch II Cont Subst (35-48-4-2)	-	1	-	1
		Assisting a Criminal (35-44.1-2-5)	1	-	1	1
		Auto Theft, Receiving Stolen Parts (35-43-4-2.5)	-	2	2	12
		Battery 35-42-2-1	-	4	2	16
		Check Deception (35-43-5-5)	-	1	-	1
		Controlled Substance Registration (35-48-4-14)	-	-	1	-
		Criminal Confinement (35-42-3-3)	-	-	-	4
		Criminal Confinement (35-42-3-3)	-	3	1	15
		Criminal Recklessness (35-42-2-2)	-	2	-	4
		Dealing Subs. Represent as Cntrl'd Subs. (35-48-4-4.5)	-	-	-	1
		Dealing/Poss. Look-Alike Subs (35-48-4-10.5)	-	-	-	2
		Dealing/Poss. Look-Alike Subs (35-48-4-11.5)	-	-	-	3
		Dissemination of Matter Harmful to Minor (35-49-3-3)	-	-	-	1
		Escape 35-44.1-3-4	1	5	10	33
		Fail to Reg Sex Off (11-8-8-17)	-	-	-	4
		Forgery, Counterfeiting, Application Fraud (35-43-5-2)	-	2	3	16
		Habitual Veh Subst Offender Enhance (9-30-15.5-2)	1	-	1	-
		Identity Deception (35-43-5-3.5)	-	-	1	-
		Insurance Fraud (35-43-5-4.5)	-	-	3	4
		Intimidation (35-45-2-1)	-	2	-	8
		Invasion of Privacy (35-46-1-15.1)	-	1	-	4
		Kidnapping (35-42-3-2)	-	-	-	1
		Maintain Common Nuisance (35-45-2-1(c))	1	-	3	1

Felony Level	Primary Offense	Secondary Offense	May-19		This Calendar Year		
			SEX		SEX		
			F	M	F	M	
Level 6 Felony (cont'd)	Maintaining Common Nuisance (35-48-4-13)		1	-	1	-	
	Neglect of a Dependent/Death (35-46-1-4)		-	-	1	1	
	Non-Support of Dependent Child (35-46-1-5)		-	-	-	5	
	Obstruction of Justice (35-44.1-2-2)		-	-	-	2	
	Oper Vehicle-Intox-Prev Conv (9-30-5-3)		-	1	1	10	
	Operating Vehicle Intoxicated-Contrld Sub (9-30-5-1)		Habitual Offender Controlled Substance (35-50-2-10)	-	1	1	3
			Habitual Offender (35-50-2-8)	-	1	-	4
			Habitual Offender Controlled Substance (35-50-2-10)	-	-	-	1
	Operating Vehicle Intoxicated-Endanger (9-30-5-2)			1	1	2	9
			Habitual Offender Controlled Substance (35-50-2-10)	-	2	-	4
	Operating Vehicle Intoxicated/Injury (9-30-5-4)			-	-	-	2
	Operating Vehicle-Habitual Violation (9-30-10-16)			-	1	2	5
			Habitual Offender Controlled Substance (35-50-2-10)	-	-	-	1
	Possession Sched IV Contrld Sub w/in 1,000 ft (35-48-4-7)			1	-	1	-
	Possession of Cocaine or Narcotic Drug (35-48-4-6)			2	3	7	17
	Possession of Marijuana (35-48-4-11)			-	-	-	1
	Possession of Meth(35-48-4-6.1)			4	9	28	60
	Possession of Syringes or Needles (16-42-19-18)			2	4	12	21
	Possession or Use of Legend Drug (16-42-19-13)			1	-	1	2
	Residential Entry (35-43-2-1.5)			-	-	3	11
	Resisting Law Enforce (35-44.1-3-1)			1	4	2	14
	Sexual Battery (35-42-4-8)			-	-	-	1
	Stalking (35-45-10-5)			-	-	-	2
	Strangulation (35-42-2-9)			-	2	-	4
	Synthetic ID Deception (35-43-5-3.8)			-	-	1	1
	Theft, Receiving Stolen Property (35-43-4-2)			4	7	24	55
Unlawful Entry by Sex Offender (35-42-4-14)			-	-	-	1	
Level 6 Felony Total			21	59	115	370	

Felony Level	Primary Offense	Secondary Offense	May-19		This Calendar Year	
			SEX		SEX	
			F	M	F	M
Murder	Murder (35-42-1-1)		1	11	5	41
				Firearm Enhancement (35-50-2-11)	-	-
Murder Total			1	11	5	44

Grand Total	May-19		This Calendar Year	
	SEX		SEX	
	F	M	F	M
Grand Total	131	623	586	3104

Note: Offense data may not be available for all offenders at the time this table was prepared.
Only new commitments and probation violations are reported on this table.
Parole and Community Transition Program violators are excluded on this table.
Source: SAS - all.citations_mso.pgm

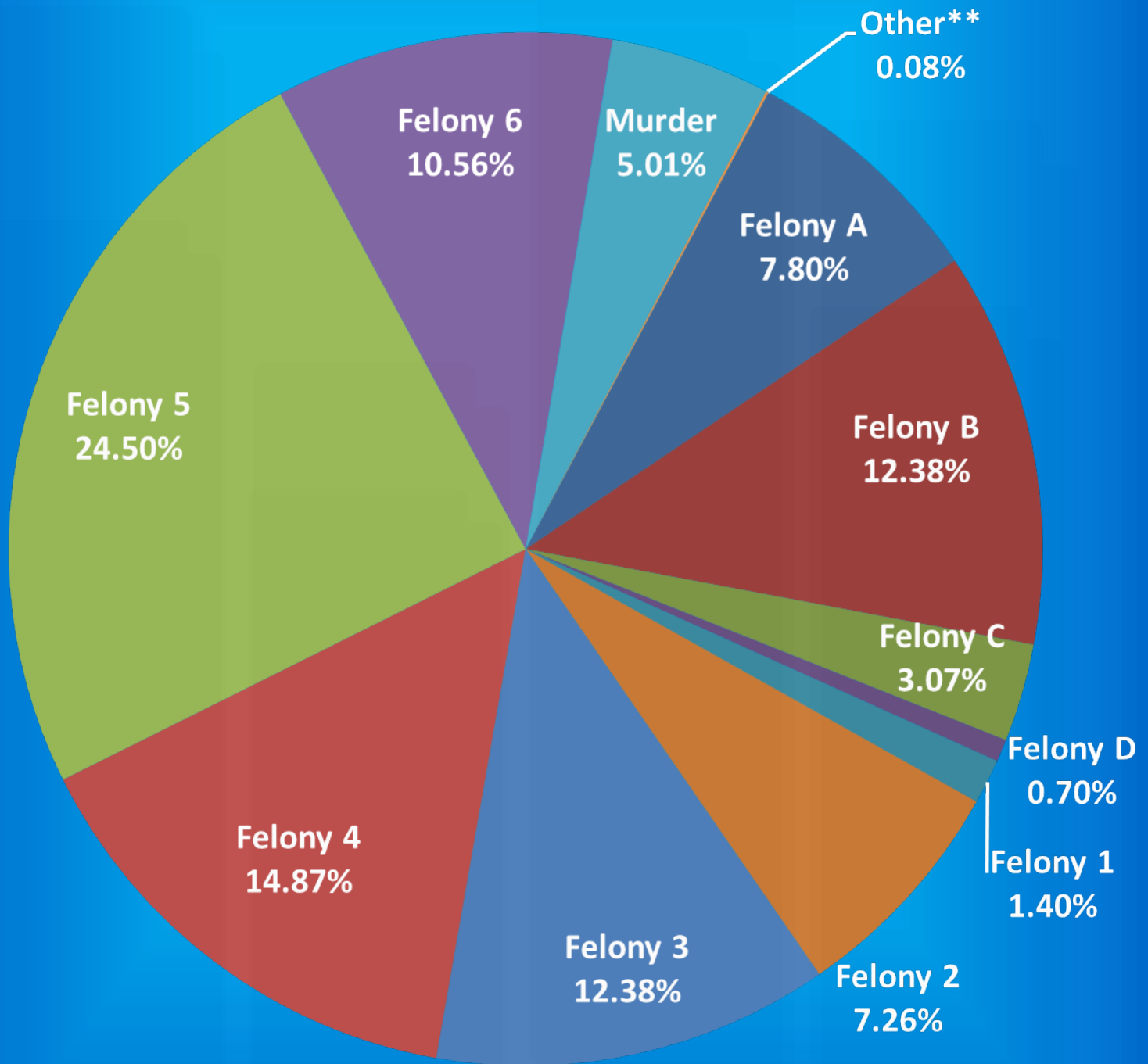
Indiana Department of Correction

Graph A

Female Population by Most Serious Offense Felony Level*

May 01, 2019

N = 2,646



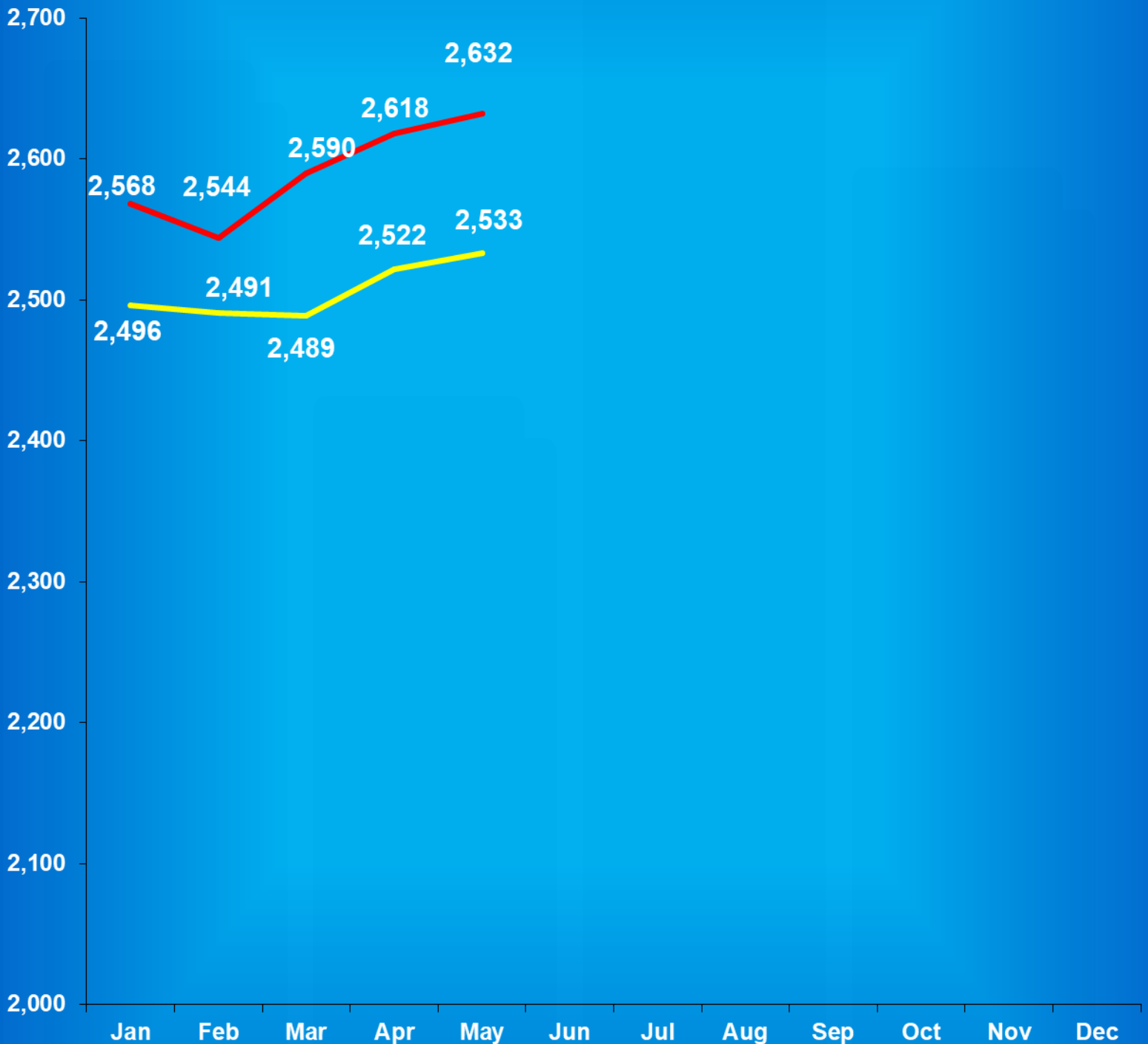
• Includes Offenders Held in County Jails and Contracted Beds

** Other includes Safekeepers, Predispositions, Habitual Offenders, Misdemeanants, and Unknowns

Indiana Department of Correction

Graph B

Average Daily Adult Female Offender Populations Calendar Year 2019



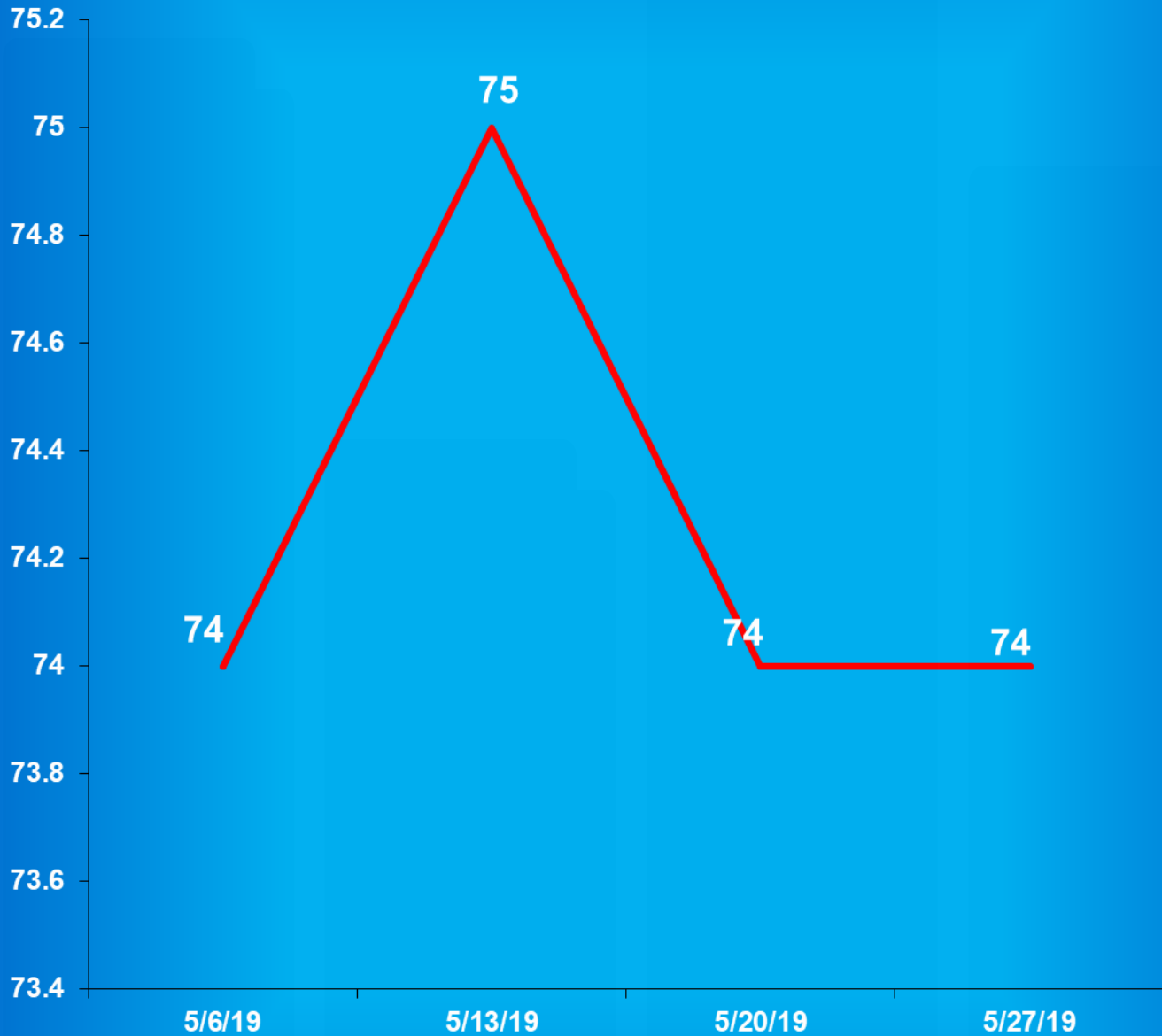
— Includes County Jail/Contract Beds — Excludes County Jail/Contract Beds

Indiana Department of Correction

Graph C

Adult Females Held in County Jails

May 2019



- Offenders held in county jails are newly sentenced offenders with completed court documents who are awaiting transfer to a DOC facility.

- Jail counts are a dynamic number that are affected by a variety of factors, including; sentencing trends, available DOC beds, and intake process completion.

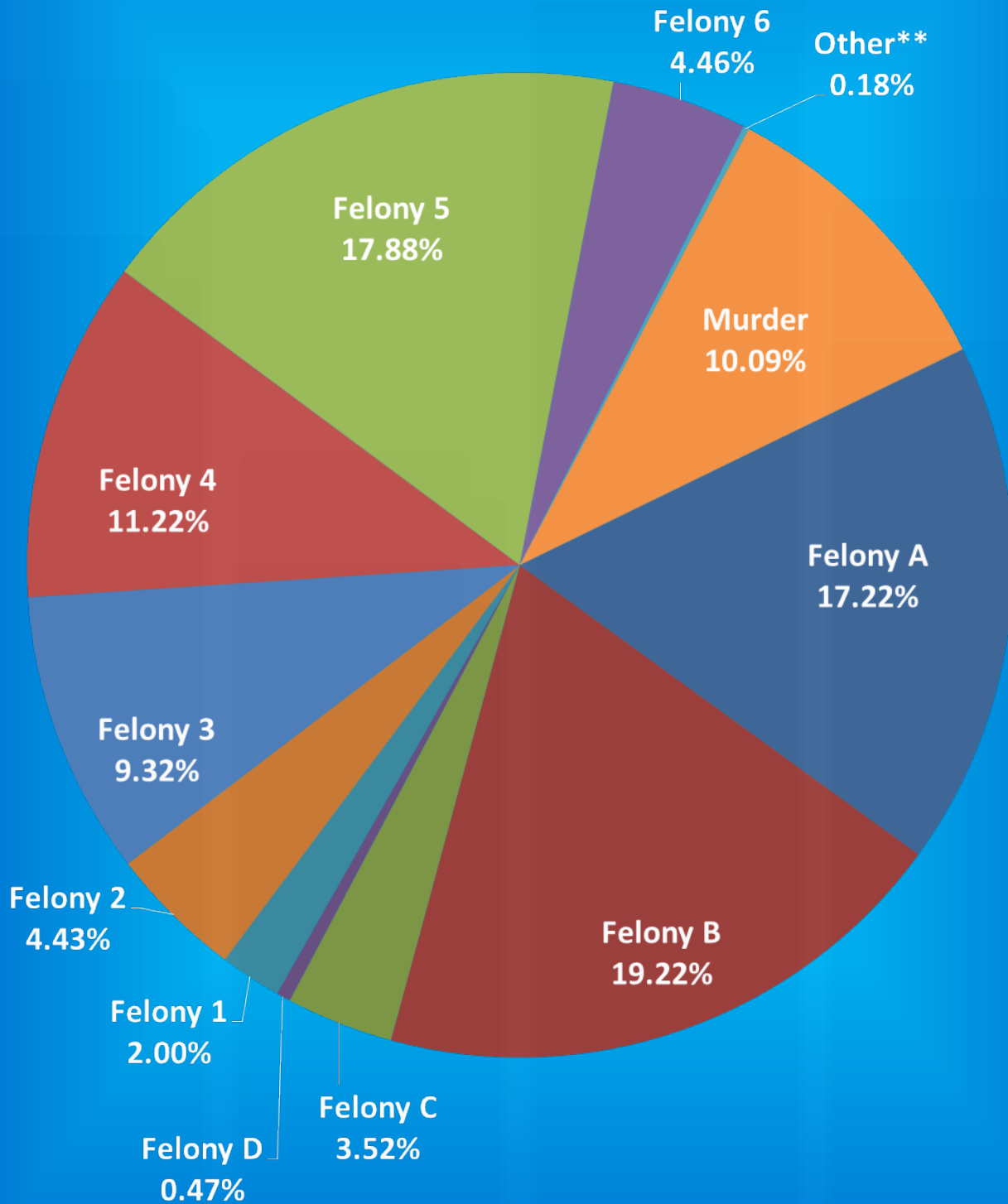
Indiana Department of Correction

Graph D

Male Population by Most Serious Offense Felony Level*

May 01, 2019

N = 24,501



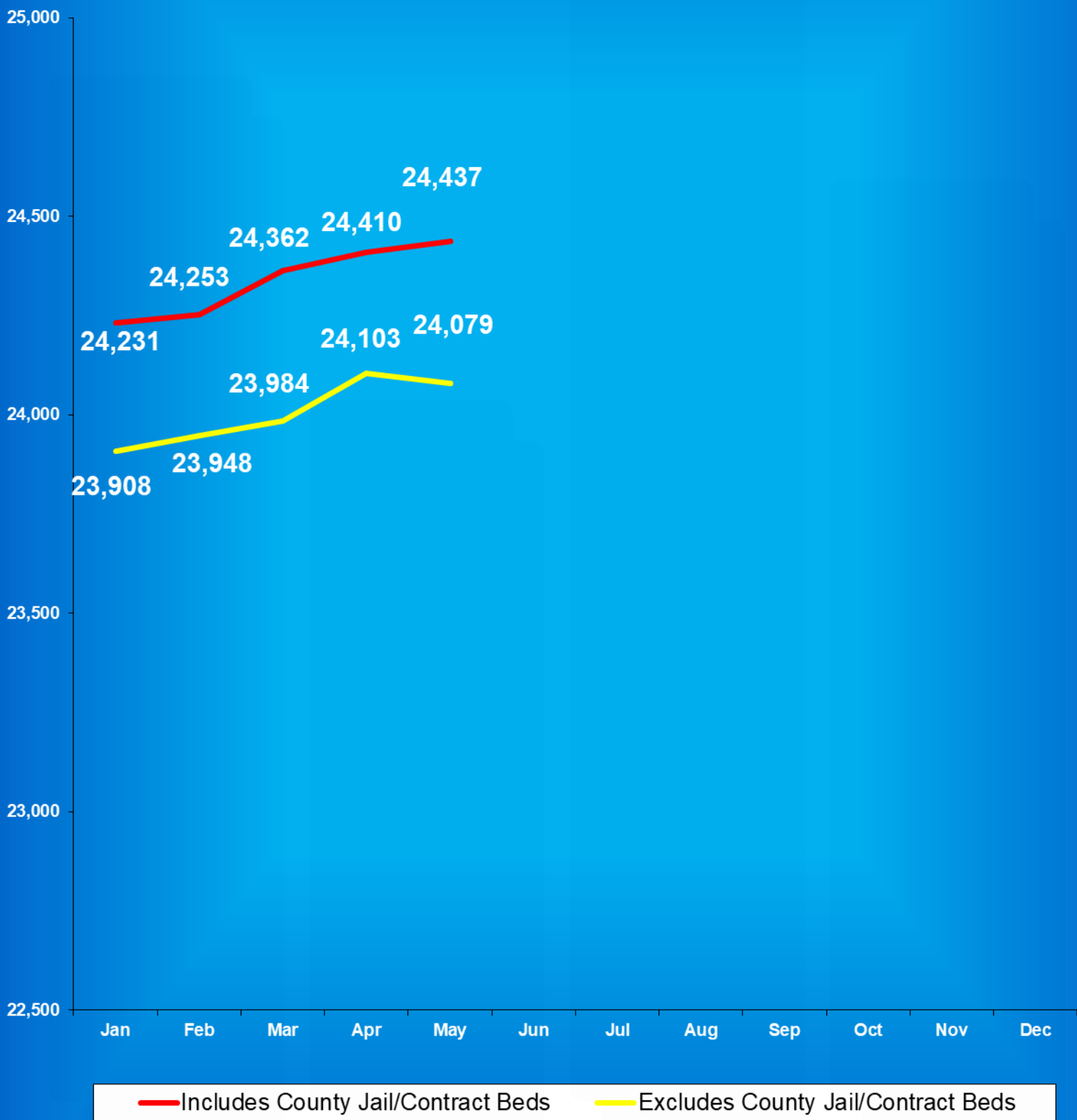
• Includes Offenders Held in County Jails and Contracted Beds

** Other includes Safekeepers, Predispositions, Habitual Offenders, Misdemeanants, and Unknowns

Indiana Department of Correction

Graph E

Average Daily Adult Male Offender Populations Calendar Year 2019

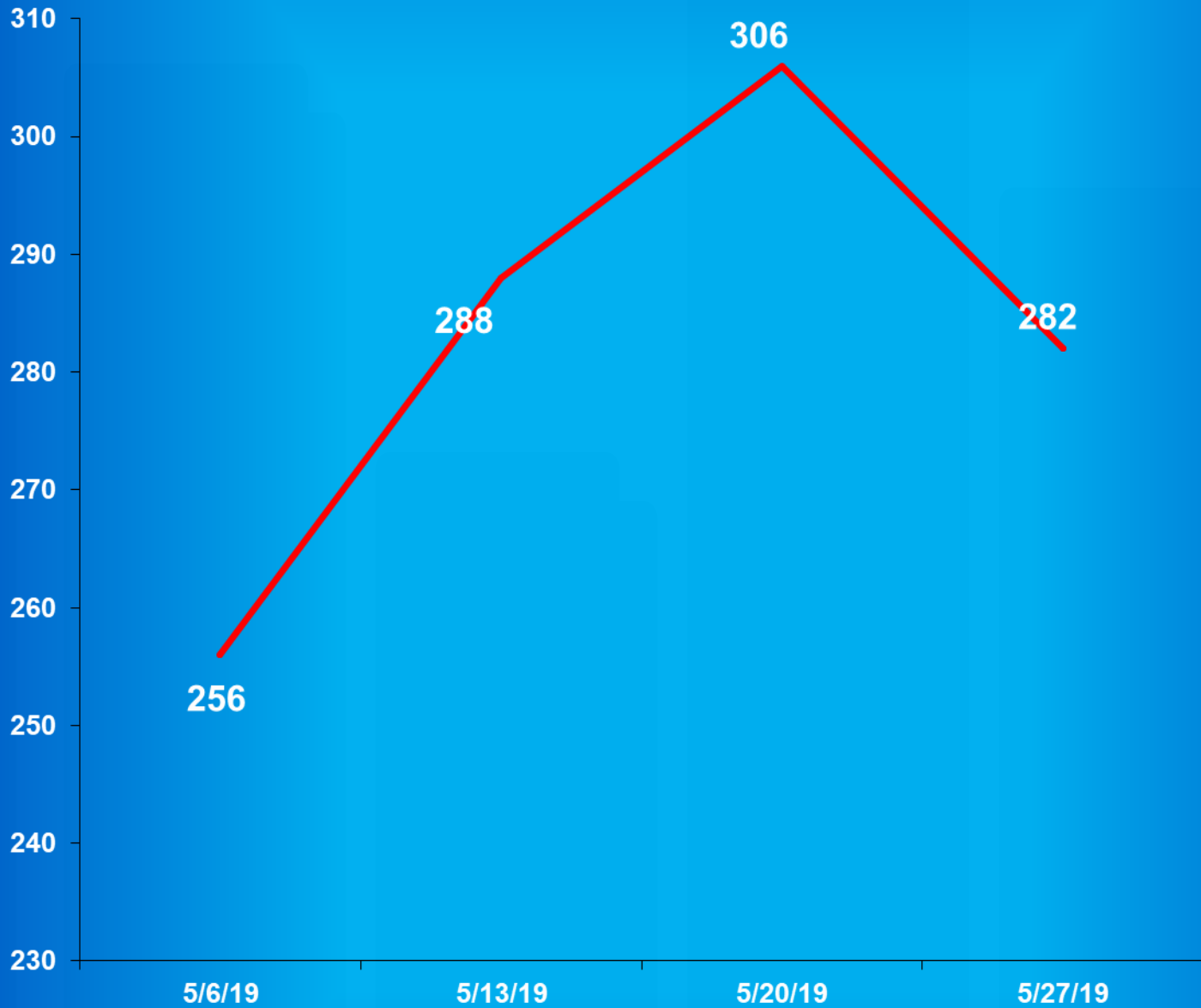


Indiana Department of Correction

Graph F

Adult Males Held in County Jails

May 2019



- Offenders held in county jails are newly sentenced offenders with completed court documents who are awaiting transfer to a DOC facility.

- Jail counts are a dynamic number that are affected by a variety of factors, including; sentencing trends, available DOC beds, and intake process completion.



Juvenile Offender Statistics



Indiana Department Of Correction
Table 13
Monthly Facility Admissions and Releases

Juvenile Offenders
May 2019

Admissions of All Juvenile Males

New Commitment	Re-Commitment	Parolee Return	Return From Escape	Diagnostics/Walk-Thrus
23	5	2	0	7

Releases of All Juvenile Males

Discharge	Parole	Escape	Diagnostics/Walk-Thrus
39	6	0	7

Admissions of All Juvenile Females

New Commitment	Re-Commitment	Parolee Return	Return From Escape	Diagnostics/Walk-Thrus
7	1	0	0	1

Releases of All Juvenile Females

Discharge	Parole	Escape	Diagnostics/Walk-Thrus
7	0	0	0

Sources:

SAS - mnthadm4_pgm_tbl13.pgm

SAS - mnthext4_pgm_tbl13.pgm

Indiana Department of Correction

Table 14

New Admissions by County of Commitment - Juveniles

May 2019

County	Admission Type			County	Admission Type		
	New Commits	Re Commits	Total		New Commits	Re Commits	Total
Adams	0	0	0	Madison	1	0	1
Allen	4	0	4	Marion	2	0	2
Bartholomew	0	0	0	Marshall	0	0	0
Benton	1	0	1	Martin	0	0	0
Blackford	0	0	0	Miami	0	0	0
Boone	0	0	0	Monroe	0	0	0
Brown	0	0	0	Montgomery	1	0	1
Carroll	0	0	0	Morgan	0	0	0
Cass	0	0	0	Newton	0	0	0
Clark	0	1	1	Noble	0	0	0
Clay	0	0	0	Ohio	0	0	0
Clinton	2	1	3	Orange	0	0	0
Crawford	0	0	0	Owen	0	0	0
Daviess	0	0	0	Parke	0	0	0
Dearborn	0	0	0	Perry	0	0	0
Decatur	0	0	0	Pike	0	0	0
DeKalb	0	0	0	Porter	0	0	0
Delaware	0	0	0	Posey	0	0	0
Dubois	0	0	0	Pulaski	0	0	0
Elkhart	3	0	3	Putnam	1	0	1
Fayette	0	0	0	Randolph	0	0	0
Floyd	0	0	0	Ripley	0	0	0
Fountain	1	0	1	Rush	0	0	0
Franklin	0	0	0	St. Joseph	4	0	4
Fulton	0	0	0	Scott	0	0	0
Gibson	0	0	0	Shelby	0	0	0
Grant	0	0	0	Spencer	1	0	1
Greene	1	0	1	Starke	0	0	0
Hamilton	0	0	0	Steuben	0	0	0
Hancock	0	0	0	Sullivan	1	0	1
Harrison	0	0	0	Switzerland	0	0	0
Hendricks	0	0	0	Tippecanoe	1	0	1
Henry	0	0	0	Tipton	0	0	0
Howard	1	0	1	Union	0	0	0
Huntington	0	0	0	Vanderburgh	1	3	4
Jackson	0	0	0	Vermillion	0	0	0
Jasper	0	0	0	Vigo	0	0	0
Jay	0	0	0	Wabash	0	0	0
Jefferson	0	0	0	Warren	0	0	0
Jennings	0	0	0	Warrick	0	0	0
Johnson	0	0	0	Washington	1	0	1
Knox	0	0	0	Wayne	1	0	1
Kosciusko	0	0	0	Wells	0	1	1
LaGrange	1	0	1	White	0	0	0
Lake	1	0	1	Whitley	0	0	0
LaPorte	0	0	0	Unknown	0	0	0
Lawrence	0	0	0	Totals	30	6	36

This data is based on most serious offense and excludes parole violations.

Source: Mnthadm4_pgm_tbl14.pgm

Indiana Department of Correction

Table 15

Monthly Releases by County of Commitment - Juveniles

May 2019

County	Release Type			County	Release Type		
	Discharge	Parole	Total		Discharge	Parole	Total
Adams	0	0	0	Madison	1	1	2
Allen	3	2	5	Marion	4	0	4
Bartholomew	0	0	0	Marshall	0	0	0
Benton	1	0	1	Martin	0	0	0
Blackford	0	0	0	Miami	0	0	0
Boone	0	0	0	Monroe	0	0	0
Brown	0	0	0	Montgomery	0	0	0
Carroll	0	0	0	Morgan	0	0	0
Cass	0	0	0	Newton	0	0	0
Clark	0	0	0	Noble	0	0	0
Clay	1	0	1	Ohio	0	0	0
Clinton	1	0	1	Orange	0	0	0
Crawford	0	0	0	Owen	0	0	0
Daviess	0	0	0	Parke	0	0	0
Dearborn	1	0	1	Perry	0	0	0
Decatur	0	0	0	Pike	0	0	0
DeKalb	0	0	0	Porter	0	1	1
Delaware	1	0	1	Posey	0	0	0
Dubois	0	0	0	Pulaski	0	0	0
Elkhart	3	1	4	Putnam	0	0	0
Fayette	0	0	0	Randolph	0	0	0
Floyd	0	0	0	Ripley	0	0	0
Fountain	0	0	0	Rush	0	0	0
Franklin	0	0	0	St. Joseph	6	0	6
Fulton	0	0	0	Scott	0	0	0
Gibson	1	0	1	Shelby	3	0	3
Grant	0	0	0	Spencer	0	0	0
Greene	0	0	0	Starke	0	0	0
Hamilton	1	0	1	Steuben	0	0	0
Hancock	0	0	0	Sullivan	0	0	0
Harrison	0	0	0	Switzerland	0	0	0
Hendricks	0	0	0	Tippecanoe	3	0	3
Henry	0	0	0	Tipton	0	0	0
Howard	2	0	2	Union	0	0	0
Huntington	0	0	0	Vanderburgh	3	1	4
Jackson	0	0	0	Vermillion	0	0	0
Jasper	0	0	0	Vigo	1	0	1
Jay	0	0	0	Wabash	0	0	0
Jefferson	0	0	0	Warren	0	0	0
Jennings	0	0	0	Warrick	1	0	1
Johnson	1	0	1	Washington	0	0	0
Knox	1	0	1	Wayne	0	0	0
Kosciusko	0	0	0	Wells	0	0	0
LaGrange	1	0	1	White	0	0	0
Lake	3	0	3	Whitley	0	0	0
LaPorte	2	0	2	Unknown	1	0	1
Lawrence	0	0	0	Totals	46	6	52

Some discharges may be releases to County Probation - data is unable to be separated.

Diagnostics and Escapes are excluded.

Source: Mnthext4_pgm_tbl15.pgm

Indiana Department of Correction
Table 16
Total Number of Committing Offenses for Juveniles
Committed to the Indiana Department of Correction

May 2019

OFFENSE (Citation Code)	NUMBER OF OFFENSES			
	This Month		This Calendar Year	
LEVEL I	Female	Male	Female	Male
Aggravated Battery (35-42-2-1.5)	0	0	0	0
Arson (35-43-1-1)	0	1	0	1
Battery (35-42-2-1)	2	4	4	7
Battery by Bodily Waste (35-42-2-6)	0	0	0	1
Burglary (35-43-2-1)	0	2	0	9
Carjacking (35-42-5-2)	0	0	0	0
Carrying Handgun w/o License (35-47-2-1)	0	1	0	1
Changing, Altering, Removing, Obliterating ID of Handgun (35-47-2-18)	0	0	0	1
Child Exploitation (35-42-4-4)	0	2	0	2
Child Molesting (35-42-4-3)	0	3	1	7
Child Seduction (35-42-4-7)	0	0	0	0
Child Selling (35-46-1-4)	0	0	0	0
Child Solicitation (35-42-4-6)	0	0	0	0
Child in Possession of Handgun (35-47-10-5)	0	0	0	3
Consumer Product Tampering (35-45-8-3)	0	0	0	0
Criminal Confinement (35-42-3-3)	0	0	0	0
Criminal Deviate Conduct (35-42-4-2)	0	0	0	0
Criminal Gang Intimidation (35-45-9-4)	0	0	0	0
Criminal Gang Recruitment	0	0	0	0
Criminal Recklessness (35-42-2-2)	0	1	0	2
Dangerous Possession of a Firearm (35-47-10-5)	0	6	0	11
Dealing in a Sawed-Off Shotgun (35-47-5-4.1)	0	0	0	0
Distribution of a Destructive Device (IC 35-47.5-5-5)	0	0	0	0
Domestic Battery (35-42-2-1.3)	0	0	0	1
Driving While Intoxicated Resulting in Death (9-30-5-5)	0	0	0	0
False Application for Handgun (35-47-2-8)	0	0	0	0
False, Altering Handgun License (35-47-2-22)	0	0	0	0
Feticide (35-42-1-6)	0	0	0	0
Handgun, False ID (35-47-2-17)	0	0	0	0
Incest (35-46-1-3)	0	0	0	0
Interference with Custody (35-42-3-4)	0	0	0	0
Intimidation (35-45-2-1)	0	0	0	0
Involuntary Manslaughter (35-42-1-4)	0	0	0	0
Kidnapping (35-42-3-2)	0	0	0	0
Murder (35-42-1-1)	0	1	0	1
Neglect of a Dependent (35-46-1-4)	0	0	0	0
Operation of a Machine Gun/Hurling a Bomb (35-47-5-9)	0	0	0	0
Overpass Mischief (35-42-2-5)	0	0	0	0
Pointing a Firearm (35-47-4-3)	0	0	0	1
Possession of Firearm on School Property (35-47-9-2)	0	0	0	1
Possession of a Machine Gun or Bomb (35-47-5-9)	0	0	0	0
Rape (35-42-4-1)	0	0	0	2
Reckless Homicide (35-42-1-5)	0	0	0	1
Resisting Law Enforcement (35-44-3-3)	0	0	0	0
Robbery (35-42-5-1)	1	1	4	9
Sell, Manufacture, Possess, Purchase Explosive (35-47-5-1)	0	0	0	0
Sell, Transfer, HIV Blood (35-42-1-7)	0	0	0	0
Selling, Transferring, Giving Handgun to Under 18 (35-47-2-7)	0	0	0	0
Sexual Battery (35-42-4-8)	0	0	0	1
Sexual Misconduct (35-44-1-5)	0	0	0	0
Sexual Misconduct with a Minor (35-42-4-9)	0	0	0	0

LEVEL I (cont'd)

NUMBER OF OFFENSES

	This Month		This Calendar Year	
	Female	Male	Female	Male
Stalking (35-45-10-5)	0	0	0	0
Strangulation (35-42-2-9)	0	0	0	0
Unlawful Delivery of Confiscated Firearm (35-47-3-4)	0	0	0	0
Unlawful Use of Body Armor (35-47-5-13)	0	0	0	0
Unlawful Use of Stun Gun (35-47-8-5)	0	0	0	0
Vicarious Sexual Gratification (35-42-4-5)	0	0	0	0
Voluntary Manslaughter (35-42-1-3)	0	0	0	0
Sub-Total	3	22	9	62

LEVEL II

Assisting a Criminal (35-44-3-2)	0	0	0	0
Chinese Throwing Star (35-47-5-12)	0	0	0	0
Criminal Gang Activity (35-45-9-3)	0	0	0	0
Criminal Recklessness (35-42-2-2)	0	0	0	0
Dealing Anabolic Steroid (16-42-19-27)	0	0	0	0
Dealing Methamphetamine (35-48-4-1.1)	0	0	0	0
Dealing in Cocaine or Narcotic Drug (35-48-4-1)	0	0	0	0
Dealing in Marijuana, Hash Oil, or Hashish (35-48-4-10)	0	0	0	1
Dealing in a Schedule I, II, or III Controlled Substance (35-48-4-2)	1	0	1	0
Dealing in a Schedule IV Controlled Substance (35-48-4-3)	0	0	0	0
Dealing in a Schedule V Controlled Substance (35-48-4-4)	0	0	0	0
Dealing in a Substance Represented to be a Controlled Substance (35-48-4-4.5)	0	0	0	0
Delivery of Weapon to Intoxicated Person (35-47-4-1)	0	0	0	0
Disarming Law Enforcement Officer (35-44.1-3-2)	0	0	0	0
Escape/Failure to Return to Lawful Detention (35-44-3-5)	0	0	2	0
Inmate w/ Deadly Weapon (35-44.1-3-7)	0	0	0	0
Interference with Custody (35-42-3-4)	0	0	0	0
Intimidation (35-45-2-1)	0	1	0	4
Knife with Automatic Blade (35-47-5-2)	0	0	0	0
Loan Sharking (35-45-7-2)	0	0	0	0
Maintaining a Common Nuisance (35-48-4-13)	0	0	0	0
Making loan secured by mortgage, deposit or pledge of handgun (35-47-4-2)	0	0	0	0
Manufacture, Distribution, Possession of a Substance Represented to be a Controlled Substance (35-48-4-4.5)	0	0	0	0
Neglect of a Dependent (35-46-1-4)	0	0	0	0
Poss Precursors w/ Intent to Manufacture Etc. (35-48-4-14.5)	0	0	0	0
Possession of a Controlled Substance (35-48-4-7)	0	0	0	0
Possession of a Knife on School Property (35-47-5-2.5)	0	0	0	0
Promoting Prostitution (35-45-4-4)	0	0	0	0
Purchase, Possession or Sale of Stun Gun (35-47-8-5)	0	0	0	0
Resisting Law Enforcement (35-44-3-3)	0	0	0	7
Rioting with a Deadly Weapon (35-45-1-2)	0	0	0	0
Sale, Possession, Use of Legend Drug (16-42-19-27)	0	0	0	0
Sexual Misconduct with a Minor (35-42-4-9)	0	0	0	0
Stalking (35-45-10-5)	0	0	0	0
Trafficking with an Inmate (35-44-3-9)	0	0	0	0
Use of Stun Gun in Commission of a Crime (35-47-8-5)	0	0	0	0
Sub-Total	1	1	3	12

LEVEL III

Accident /Failure to Stop (9-26-1-8)	0	0	0	0
Accident, Property Damage with Injury (9-26-1-8)	0	0	0	0
Altering or Damaging Computer (35-43-1-4)	0	0	0	0
Auto Theft, Receiving Stolen Parts (35-43-4-2.5)	0	3	0	5
Battery (35-42-2-1)	0	5	3	9
Battery by Bodily Waste (35-42-2-6)	0	0	0	0
Bestiality	0	0	0	0
Bribery (35-44-1-1)	0	0	0	0

NUMBER OF OFFENSES

LEVEL III (cont'd)	This Month		This Calendar Year	
	Female	Male	Female	Male
Burglary (35-43-2-1)	0	0	0	0
Check Deception (35-43-5-5)	0	0	0	0
Check Fraud (35-43-5-12)	0	0	0	0
Child Exploitation (35-42-4-4)	0	0	0	0
Controlled Substance Registration (35-48-4-14)	0	0	0	0
Conversion (35-43-4-3)	0	0	0	1
Criminal Mischief (35-43-1-2)	1	2	1	6
Criminal Recklessness (35-42-2-2)	0	0	0	0
Criminal Trespass (35-43-2-2)	0	1	0	2
Dealing in Altered Property (35-43-4-2.3)	0	0	0	0
Dealing in Marijuana, Hash Oil, or Hashish (35-48-4-10)	0	0	0	0
Dealing in Paraphernalia (35-48-4-8.5)	0	0	0	0
Dealing in a Schedule IV Controlled Substance (35-48-4-3)	0	0	0	0
Distribution of Material Harmful to Minor (35-49-3-3)	0	0	0	0
Escape/Failure to Return to Lawful Detention (35-44-3-5)	1	5	1	10
Failure to Appear (35-44-3-6)	0	0	0	0
False Reporting (35-44-2-2)	0	0	0	0
Forgery (35-43-5-2)	0	0	0	0
Fraud (35-43-5-4)	0	0	0	1
Fraud on Financial Institution (35-45-5-8)	0	0	0	0
Home Improvement Fraud (35-43-6-13)	0	0	0	0
Identity Deception (35-43-5-3.5)	0	0	0	0
Interference with Custody (35-42-3-4)	0	0	0	0
Interference with Reporting Crime (35-42-2-5)	0	0	0	0
Invasion of Privacy (35-46-1-15.1)	0	0	0	0
Kill Domestic Animal	0	0	0	0
Manufacture of Paraphernalia (35-48-4-8.1)	0	0	0	0
Nonsupport of Child (35-46-1-5)	0	0	0	0
Nonsupport of Spouse (35-46-1-6)	0	0	0	0
Obscene Performance (35-49-3-1)	0	0	0	0
Obstructing Fireman (35-44-3-8)	0	0	0	0
Obstructing Traffic (35-42-2-4)	0	0	0	0
Obstruction of Justice (35-44-3-4)	0	0	0	0
Operating Vehicle After Lifetime Forfeiture (9-30-10-17)	0	0	0	0
Operating Vehicle While Intoxicated (9-30-5-4)	0	0	0	0
Operating Vehicle While Intoxicated with Prior (9-30-5-3)	0	0	0	0
Patronizing a Prostitute (35-45-4-3)	0	0	0	0
Perjury (35-44-2-1)	0	0	0	0
Possession of Cocaine or Narcotic Drug (35-48-4-6)	0	0	0	0
Possession of Marijuana, Hash Oil, or Hashish (35-48-4-11)	0	0	0	0
Possession of Methamphetamines (35-48-4-6.1)	0	0	0	0
Possession of Paraphernalia (35-48-4-8.3)	0	0	0	0
Possession of a Controlled Substance (35-48-4-7)	0	1	0	1
Possession of a Syringe (16-42-19-18)	0	0	0	0
Possession/Use of Legend Drug (16-42-19-13)	0	0	0	0
Professional Gambling (35-45-5-3)	0	0	0	0
Profiting from Adoption (35-46-1-9)	0	0	0	0
Promoting Professional Gambling (35-45-5-4)	0	0	0	0
Promoting Prostitution (35-45-4-4)	0	0	0	0
Prostitution (35-45-4-2)	0	0	0	0
Public Indecency (35-45-4-1)	0	0	0	0
Public Nudity (35-45-4-1.5)	0	0	0	0
Railroad Mischief (35-42-2-5.5)	0	0	0	0
Receiving Stolen Auto Parts (35-43-4-2.5)	0	0	0	0
Receiving Stolen Property (35-43-4-2)	0	0	0	0
Residential Entry (35-43-2-1.5)	0	1	0	2
Resisting Law Enforcement (35-44-3-3)	1	2	1	3
Rioting (35-45-1-2)	0	0	0	0
Sale, Possession, Use of Legend Drug (16-42-19-27)	0	0	0	0

NUMBER OF OFFENSES

LEVEL III (cont'd)	This Month		This Calendar Year	
	Female	Male	Female	Male
Selling, Distributing, Exhibiting Obscene Material (35-49-3-1)	0	0	0	0
Stalking (35-45-10-5)	0	0	0	0
Synthetic Drug (35-48-4-11.5)	0	0	0	0
TRAFFIC W/INMATE	1	0	1	0
Theft (35-43-4-2)	1	4	1	8
Torture or Mutilation of Animal (35-46-3-12)	0	0	0	0
Trafficking with an Inmate (35-44-3-9)	0	0	0	0
Unauthorized Possession of Prescription Form (35-48-4-14)	0	0	0	0
Unlawful Entry of Motor Vehicle (35-43-4-2.7)	0	0	0	0
Voyeurism (35-45-4-5)	0	0	0	0
Welfare Fraud (35-43-5-7)	0	0	0	0
Sub-Total	5	24	8	48

LEVEL IV

Absence From Home Detention (35-38-2.5-10)	0	0	0	0
Accident/Failure to Stop (9-26-1-8)	0	0	0	0
Alcohol Violation (31-37-2-6)	0	0	0	0
Animal Cruelty (35-46-3-12)	0	0	0	0
Assisting a Criminal (35-44-3-2)	0	0	0	0
Beats Vertebrate Animal (35-46-3-12)	0	0	0	0
Check Deception (35-43-5-5)	0	0	0	0
Common Nuisance (35-48-4-13)	0	0	0	0
Computer Trespassing (35-43-2-3)	0	0	0	0
Counterfeiting Auto Registration (9-18-2-42)	0	0	0	0
Counterfeiting a Driver's License (9-24-18-7)	0	0	0	0
Curfew Violation (31-37-2-5)	0	0	0	0
Deception (35-43-5-3)	0	0	0	0
Deer Outside Hours (14-22-6-1)	0	0	0	0
Deer w/ Illegal Device (14-22-6-1)	0	0	0	0
Disorderly Conduct (35-45-1-3)	0	1	0	3
Dissemination of Material Harmful to Minor (35-49-3-3)	0	0	0	0
Driving While Intoxicated (9-11-2-3)	0	0	0	0
Driving with Suspended License (9-24-19-2)	0	0	0	0
Exploitation of Dependent/Endangered Adult (35-46-1-12)	0	0	0	0
Failure to Appear (35-44-3-6)	0	0	0	0
Failure to Disclose Recruitment (35-46-4-4)	0	0	0	0
Failure to Respond to Summons (35-44-3-6.5)	0	0	0	0
False Auto Registration (9-18-2-44)	0	0	0	0
False Identity Statement (35-44-2-6)	0	0	0	0
False Informing (35-44-2-2)	0	0	0	1
Flag Desecration (35-45-1-4)	0	0	0	0
Glue Sniffing (35-46-6-2)	0	0	0	0
Habitual Disobedience of Parent, Guardian, or Custodian (Incorrigible) (31-37-2-4)	0	0	0	0
Harassment (35-45-2-2)	0	0	0	0
Home Improvement Fraud (35-43-6-12)	0	0	0	0
Illegal Consumption of Alcohol (7.1-5-7-7)	0	0	0	1
Illegal Possession of Alcohol (7.1-5-7-7)	0	0	0	0
Impairment of ID Number (35-43-7-4)	0	0	0	0
Interference with Custody (35-42-3-4)	0	0	0	0
Interfering with Law Enforcement Animal (35-46-3-11)	0	0	0	0
Invasion of Privacy (35-46-1-15.1)	0	0	0	0
Leaving Home w/o Permission of Parent, Guardian or Custodian (Runaway) (31-37-2-2)	0	0	0	0
Maintaining a Common Nuisance (35-48-4-13)	0	0	0	0
Nitrous Oxide Distribution (35-46-6-3)	0	0	0	0
Obscene Performance (35-49-3-1)	0	0	0	0
Obstructing Medical Emergency (35-44-3-8.5)	0	0	0	0
Obstructing Traffic (35-42-2-4)	0	0	0	0
Official Misconduct (35-44.1-1-1)	0	0	0	0
Operating Vehicle While Intoxicated (9-30-5-2)	0	0	0	0

LEVEL IV (cont'd)	NUMBER OF OFFENSES			
	This Month		This Calendar Year	
	Female	Male	Female	Male
Operating Vehicle While Intoxicated/Cntrld Sub (9-30-5-1)	0	0	0	0
Operating Vehicle w/o License (9-24-18-1)	1	3	1	4
Operating Vehicle w/o Proof of Financial (9-25-8-2)	0	0	0	0
Operating Vehicle w/o Registration/Plates (9-18-2-43)	0	0	0	0
Possession of Device/Interfere Test (35-43-5-18)	0	0	0	0
Possession of Marijuana, Hash Oil, or Hashish (35-48-4-11)	2	2	2	7
Possession of Paraphernalia (35-48-4-8.3)	0	0	0	1
Possession of Substance Represented to be a Controlled Substance (35-48-4-4.6)	0	0	0	0
Possession, Purchase, Accepting Tobacco (35-46-1-10.5)	0	0	0	0
Probation Violation	0	17	0	36
Public Intoxication (7.1-5-1-3)	0	0	0	0
Receiving Unidentified Property (35-43-7-5)	0	0	0	0
Reckless Driving (9-21-8-52)	0	0	0	0
Refusal to Aid Officer (35-44-3-7)	0	0	0	0
Refusal to Identify Self (34-28-5-3.5)	0	0	0	0
Selling, Distributing, Exhibiting Obscene Material (35-49-3-1)	0	0	0	0
Synthetic Drug (35-48-4-11.5)	0	0	0	0
Taking Deer/Turkey (14-22-6-1)	0	0	0	0
Tattooing a Minor (35-42-2-7)	0	0	0	0
Torture, Kill, Mutilate an Animal (35-46-3-12)	0	0	0	0
Unauthorized Possession of Prescription (35-48-4-14)	0	0	0	0
Unlawful Entry of Motor Vehicle (35-43-4-2.7)	0	0	0	0
Unlawful Gambling (35-45-5-2)	0	0	0	0
Unlawful Use of Railroad Right of Way (8-3-15-3)	0	0	0	0
Vending Machine Vandalism (35-43-4-7)	0	0	0	0
Violation Home Detention	0	0	0	0
Violation Suspended Commitment to DOC	3	0	3	0
Violation of Compulsory School Attendance Law (Truancy) (31-37-2-3)	0	0	0	0
Voyeurism (35-45-4-5)	0	0	0	0
Welfare Fraud (35-45-5-7)	0	0	0	0
Sub-Total	6	23	6	53
GRAND TOTAL NUMBER OF OFFENSES	15	70	26	175

Source: SAS - mnthadm4_by_offense.pgm

Indiana Department of Correction
Table 17
Number of Juvenile Offenders by Most Serious Offense
Committed to the Indiana Department of Correction

May 2019

MOST SERIOUS OFFENSE (Citation Code)	NUMBER OF JUVENILES			
	This Month		This Calendar Year	
	Female	Male	Female	Male
LEVEL I				
Arson (35-43-1-1)	0	1	0	1
Aggravated Battery (35-42-2-1.5)	0	0	0	0
Arson (35-43-1-1)	0	0	0	0
Battery (35-42-2-1)	2	3	5	10
Battery by Bodily Waste (35-42-2-6)	0	0	0	1
Burglary (35-43-2-1)	0	2	0	12
Carjacking (35-42-5-2)	0	0	0	0
Carrying Handgun w/o License (35-47-2-1)	0	1	0	1
Changing, Altering, Removing, Obliterating ID of Handgun (35-47-2-18)	0	0	0	1
Child Exploitation (35-42-4-4)	0	1	0	1
Child Molesting (35-42-4-3)	0	2	1	6
Child Seduction (35-42-4-7)	0	0	0	0
Child Selling (35-46-1-4)	0	0	0	0
Child Solicitation (35-42-4-6)	0	0	0	0
Child in Possession of Handgun (35-47-10-5)	0	0	0	1
Consumer Product Tampering (35-45-8-3)	0	0	0	0
Criminal Confinement (35-42-3-3)	0	0	0	0
Criminal Deviate Conduct (35-42-4-2)	0	0	0	0
Criminal Gang Intimidation (35-45-9-4)	0	0	0	0
Criminal Gang Recruitment	0	0	0	0
Criminal Recklessness (35-42-2-2)	0	1	0	3
Dangerous Possession of a Firearm (35-47-10-5)	0	5	0	9
Dealing in a Sawed-Off Shotgun (35-47-5-4.1)	0	0	0	0
Distribution of a Destructive Device (IC 35-47.5-5-5)	0	0	0	0
Domestic Battery (35-42-2-1.3)	0	0	0	4
Driving While Intoxicated Resulting in Death (9-30-5-5)	0	0	0	0
False Application for Handgun (35-47-2-8)	0	0	0	0
False, Altering Handgun License (35-47-2-22)	0	0	0	0
Feticide (35-42-1-6)	0	0	0	0
Handgun, False ID (35-47-2-17)	0	0	0	0
Incest (35-46-1-3)	0	0	0	0
Interference with Custody (35-42-3-4)	0	0	0	0
Intimidation (35-45-2-1)	0	0	0	0
Involuntary Manslaughter (35-42-1-4)	0	0	0	0
Kidnapping (35-42-3-2)	0	0	0	0
Murder (35-42-1-1)	0	1	0	1
Neglect of a Dependent (35-46-1-4)	0	0	0	0
Operation of a Machine Gun/Hurling a Bomb (35-47-5-9)	0	0	0	0
Overpass Mischief (35-42-2-5)	0	0	0	0
Pointing a Firearm (35-47-4-3)	0	0	0	1
Possession of Firearm on School Property (35-47-9-2)	0	0	0	1
Possession of a Machine Gun or Bomb (35-47-5-9)	0	0	0	0
Rape (35-42-4-1)	0	0	0	2
Reckless Homicide (35-42-1-5)	0	0	0	1
Resisting Law Enforcement (35-44-3-3)	0	0	0	0
Robbery (35-42-5-1)	1	0	3	12
Sell, Manufacture, Possess, Purchase Explosive (35-47-5-1)	0	0	0	0
Sell, Transfer, HIV Blood (35-42-1-7)	0	0	0	0
Selling, Transferring, Giving Handgun to Under 18 (35-47-2-7)	0	0	0	0
Sexual Battery (35-42-4-8)	0	0	0	1
Sexual Misconduct (35-44-1-5)	0	0	0	0

NUMBER OF JUVENILES

LEVEL I (cont'd)	This Month		This Calendar Year	
	Female	Male	Female	Male
Sexual Misconduct with a Minor (35-42-4-9)	0	0	0	0
Stalking (35-45-10-5)	0	0	0	0
Strangulation (35-42-2-9)	0	0	0	0
Unlawful Delivery of Confiscated Firearm (35-47-3-4)	0	0	0	0
Unlawful Use of Body Armor (35-47-5-13)	0	0	0	0
Unlawful Use of Stun Gun (35-47-8-5)	0	0	0	0
Vicarious Sexual Gratification (35-42-4-5)	0	0	0	0
Voluntary Manslaughter (35-42-1-3)	0	0	0	0
Sub-Total	3	17	9	69

LEVEL II

Assisting a Criminal (35-44-3-2)	0	0	0	0
Chinese Throwing Star (35-47-5-12)	0	0	0	0
Criminal Gang Activity (35-45-9-3)	0	0	0	0
Criminal Recklessness (35-42-2-2)	0	0	0	0
Dealing Anabolic Steroid (16-42-19-27)	0	0	0	0
Dealing Methamphetamine (35-48-4-1.1)	0	0	0	0
Dealing in Cocaine or Narcotic Drug (35-48-4-1)	0	0	0	0
Dealing in Marijuana, Hash Oil, or Hashish (35-48-4-10)	0	0	0	0
Dealing in a Schedule I, II, or III Controlled Substance (35-48-4-2)	1	0	1	0
Dealing in a Schedule IV Controlled Substance (35-48-4-3)	0	0	0	1
Dealing in a Schedule V Controlled Substance (35-48-4-4)	0	0	0	0
Dealing in a Substance Represented to be a Controlled Substance (35-48-4-4.5)	0	0	0	0
Delivery of Weapon to Intoxicated Person (35-47-4-1)	0	0	0	0
Disarming Law Enforcement Officer (35-44.1-3-2)	0	0	0	0
Escape/Failure to Return to Lawful Detention (35-44-3-5)	0	0	2	0
Inmate w/ Deadly Weapon (35-44.1-3-7)	0	0	0	0
Interference with Custody (35-42-3-4)	0	0	0	0
Intimidation (35-45-2-1)	0	1	0	1
Knife with Automatic Blade (35-47-5-2)	0	0	0	0
Loan Sharking (35-45-7-2)	0	0	0	0
Maintaining a Common Nuisance (35-48-4-13)	0	0	0	0
Making loan secured by mortgage, deposit or pledge of handgun (35-47-4-2)	0	0	0	0
Manufacture, Distribution, Possession of a Substance Represented to be a Controlled Substance	0	0	0	0
Neglect of a Dependent (35-46-1-4)	0	0	0	0
Poss precursors w/intent to manufacture etc. (35-48-4-14.5)	0	0	0	0
Possession of a Controlled Substance (35-48-4-7)	0	0	0	0
Possession of a Knife on School Property (35-47-5-2.5)	0	0	0	0
Promoting Prostitution (35-45-4-4)	0	0	1	0
Purchase, Possession or Sale of Stun Gun (35-47-8-5)	0	0	0	0
Resisting Law Enforcement (35-44-3-3)	0	0	0	4
Rioting with a Deadly Weapon (35-45-1-2)	0	0	0	0
Sale, Possession, Use of Legend Drug (16-42-19-27)	0	0	0	0
Sexual Misconduct with a Minor (35-42-4-9)	0	0	0	0
Stalking (35-45-10-5)	0	0	0	0
Trafficking with an Inmate (35-44-3-9)	0	0	0	0
Use of Stun Gun in Commission of a Crime (35-47-8-5)	0	0	0	0
Sub-Total	1	1	4	6

LEVEL III

Accident /Failure to Stop (9-26-1-8)	0	0	0	0
Accident, Property Damage with Injury (9-26-1-8)	0	0	0	0
Altering or Damaging Computer (35-43-1-4)	0	0	0	0
Auto Theft, Receiving Stolen Parts (35-43-4-2.5)	0	0	0	5
Battery (35-42-2-1)	0	3	2	9
Bestiality	0	0	0	0
Bribery (35-44-1-1)	0	0	0	0
Burglary (35-43-2-1)	0	0	0	0
Check Deception (35-43-5-5)	0	0	0	0

NUMBER OF JUVENILES

LEVEL III (cont'd)	This Month		This Calendar Year	
	Female	Male	Female	Male
Check Fraud (35-43-5-12)	0	0	0	0
Child Exploitation (35-42-4-4)	0	0	0	0
Controlled Substance Registration (35-48-4-14)	0	0	0	0
Conversion (35-43-4-3)	0	0	1	1
Criminal Mischief (35-43-1-2)	0	0	2	0
Criminal Recklessness (35-42-2-2)	0	0	0	0
Criminal Trespass (35-43-2-2)	0	1	0	4
Dealing in Altered Property (35-43-4-2.3)	0	0	0	0
Dealing in Marijuana, Hash Oil, or Hashish (35-48-4-10)	0	0	0	0
Dealing in Paraphernalia (35-48-4-8.5)	0	0	0	0
Distribution of Material Harmful to Minor (35-49-3-3)	0	0	0	0
Escape/Failure to Return to Lawful Detention (35-44-3-5)	1	2	2	3
Failure to Appear (35-44-3-6)	0	0	0	0
False Reporting (35-44-2-2)	0	0	0	0
Forgery (35-43-5-2)	0	0	0	0
Fraud (35-43-5-4)	0	0	0	0
Fraud on Financial Institution (35-45-5-8)	0	0	0	0
Home Improvement Fraud (35-43-6-13)	0	0	0	0
Identity Deception (35-43-5-3.5)	0	0	0	0
Interference with Custody (35-42-3-4)	0	0	0	0
Interference with Reporting Crime (35-42-2-5)	0	0	0	0
Invasion of Privacy (35-46-1-15.1)	0	0	0	0
Kill Domestic Animal	0	0	0	0
Manufacture of Paraphernalia (35-48-4-8.1)	0	0	0	0
Nonsupport of Child (35-46-1-5)	0	0	0	0
Nonsupport of Spouse (35-46-1-6)	0	0	0	0
Obscene Performance (35-49-3-1)	0	0	0	0
Obstructing Fireman (35-44-3-8)	0	0	0	0
Obstructing Traffic (35-42-2-4)	0	0	0	0
Obstruction of Justice (35-44-3-4)	0	0	0	0
Operating Vehicle After Lifetime Forfeiture (9-30-10-17)	0	0	0	0
Operating Vehicle While Intoxicated (9-30-5-4)	0	0	0	0
Operating Vehicle While Intoxicated with Prior (9-30-5-3)	0	0	0	0
Patronizing a Prostitute (35-45-4-3)	0	0	0	0
Perjury (35-44-2-1)	0	0	0	0
Possession of Cocaine or Narcotic Drug (35-48-4-6)	0	0	0	0
Possession of Marijuana, Hash Oil, or Hashish (35-48-4-11)	0	0	0	0
Possession of Methamphetamines (35-48-4-6.1)	0	0	0	1
Possession of Paraphernalia (35-48-4-8.3)	0	0	0	0
Possession of a Controlled Substance (35-48-4-7)	0	0	0	1
Possession of a Syringe (16-42-19-18)	0	0	0	0
Possession/Use of Legend Drug (16-42-19-13)	0	0	0	0
Professional Gambling (35-45-5-3)	0	0	0	0
Profiting from Adoption (35-46-1-9)	0	0	0	0
Promoting Professional Gambling (35-45-5-4)	0	0	0	0
Promoting Prostitution (35-45-4-4)	0	0	0	0
Prostitution (35-45-4-2)	0	0	0	0
Public Indecency (35-45-4-1)	0	0	0	0
Public Nudity (35-45-4-1.5)	0	0	0	0
Railroad Mischief (35-42-2-5.5)	0	0	0	0
Receiving Stolen Property (35-43-4-2)	0	0	0	0
Residential Entry (35-43-2-1.5)	0	1	0	2
Resisting Law Enforcement (35-44-3-3)	0	1	0	4
Rioting (35-45-1-2)	0	0	0	0
Sale, Possession, Use of Legend Drug (16-42-19-27)	0	0	0	0
Selling, Distributing, Exhibiting Obscene Material (35-49-3-1)	0	0	0	0
Stalking (35-45-10-5)	0	0	0	0
Synthetic Drug (35-48-4-11.5)	0	0	0	0
TRAFFIC W/INMATE	1	0	1	0
Theft (35-43-4-2)	0	1	0	8

NUMBER OF JUVENILES

LEVEL III (Cont.)	This Month		This Calendar Year	
	Female	Male	Female	Male
Torture or Mutilation of Animal (35-46-3-12)	0	0	0	0
Trafficking with an Inmate (35-44-3-9)	0	0	0	0
Unauthorized Possession of Prescription Form (35-48-4-14)	0	0	0	0
Unlawful Entry of Motor Vehicle (35-43-4-2.7)	0	0	0	0
Voyeurism (35-45-4-5)	0	0	0	0
Welfare Fraud (35-43-5-7)	0	0	0	0
Sub-Total	2	9	8	38

LEVEL IV

Absence From Home Detention (35-38-2.5-10)	0	0	0	0
Accident/Failure to Stop (9-26-1-8)	0	0	0	0
Assisting a Criminal (35-44-3-2)	0	0	0	0
Beats Vertebrate Animal (35-46-3-12)	0	0	0	0
Check Deception (35-43-5-5)	0	0	0	0
Common Nuisance (35-48-4-13)	0	0	0	0
Computer Trespassing (35-43-2-3)	0	0	0	0
Counterfeiting Auto Registration (9-18-2-42)	0	0	0	0
Counterfeiting a Driver's License (9-24-18-7)	0	0	0	0
Curfew Violation (31-37-2-5)	0	0	0	0
Deception (35-43-5-3)	0	0	0	0
Disorderly Conduct (35-45-1-3)	0	0	1	1
Dissemination of Material Harmful to Minor (35-49-3-3)	0	0	0	0
Driving with Suspended License (9-24-19-2)	0	0	0	0
Exploitation of Dependent/Endangered Adult (35-46-1-12)	0	0	0	0
Failure to Appear (35-44-3-6)	0	0	0	0
Failure to Disclose Recruitment (35-46-4-4)	0	0	0	0
Failure to Respond to Summons (35-44-3-6.5)	0	0	0	0
False Auto Registration (9-18-2-44)	0	0	0	0
False Identity Statement (35-44-2-6)	0	0	0	0
False Informing (35-44-2-2)	0	0	1	0
Flag Desecration (35-45-1-4)	0	0	0	0
Glue Sniffing (35-46-6-2)	0	0	0	0
Habitual Disobedience of Parent, Guardian, or Custodian (Incorrigible) (31-37-2-4)	0	0	0	0
Harassment (35-45-2-2)	0	0	0	0
Home Improvement Fraud (35-43-6-12)	0	0	0	0
Illegal Consumption of Alcohol (7.1-5-7-7)	0	0	0	0
Illegal Possession of Alcohol (7.1-5-7-7)	0	0	0	0
Impairment of ID Number (35-43-7-4)	0	0	0	0
Interference with Custody (35-42-3-4)	0	0	0	0
Interfering with Law Enforcement Animal (35-46-3-11)	0	0	0	0
Invasion of Privacy (35-46-1-15.1)	0	0	0	0
Leaving Home w/o Permission of Parent, Guardian or Custodian (Runaway) (31-37-2-2)	0	0	0	0
Nitrous Oxide Distribution (35-46-6-3)	0	0	0	0
Obscene Performance (35-49-3-1)	0	0	0	0
Obstructing Medical Emergency (35-44-3-8.5)	0	0	0	0
Obstructing Traffic (35-42-2-4)	0	0	0	0
Operating Vehicle While Intoxicated (9-30-5-2)	0	0	0	0
Operating Vehicle While Intoxicated/Cntrl'd Sub (9-30-5-1)	0	0	0	0
Operating Vehicle w/o License (9-24-18-1)	1	0	1	0
Operating Vehicle w/o Proof of Financial (9-25-8-2)	0	0	0	0
Operating Vehicle w/o Registration/Plates (9-18-2-43)	0	0	0	0
Possession of Marijuana, Hash Oil, or Hashish (35-48-4-11)	1	1	1	8
Possession of Paraphernalia (35-48-4-8.3)	0	0	0	0
Possession of Substance Represented to be a Controlled Substance (35-48-4-4.6)	0	0	0	0
Possession, Purchase, Accepting Tobacco (35-46-1-10.5)	0	0	0	0
Probation Violation	0	0	0	0
Public Intoxication (7.1-5-1-3)	0	0	0	0
Receiving Unidentified Property (35-43-7-5)	0	0	0	0
Reckless Driving (9-21-8-52)	0	0	0	0
Refusal to Aid Officer (35-44-3-7)	0	0	0	0
Refusal to Identify Self (34-28-5-3.5)	0	0	0	0

LEVEL IV (cont'd)	NUMBER OF JUVENILES			
	This Month		This Calendar Year	
	Female	Male	Female	Male
Selling, Distributing, Exhibiting Obscene Material (35-49-3-1)	0	0	0	0
Synthetic Drug	0	0	0	0
Torture, Kill, Mutilate an Animal (35-46-3-12)	0	0	0	0
Unauthorized Possession of Prescription (35-48-4-14)	0	0	0	0
Unlawful Entry of Motor Vehicle (35-43-4-2.7)	0	0	0	0
Unlawful Gambling (35-45-5-2)	0	0	0	0
Unlawful Use of Railroad Right of Way (8-3-15-3)	0	0	0	0
Vending Machine Vandalism (35-43-4-7)	0	0	0	0
Violation Home Detention	0	0	0	0
Violation Suspended Commitment to DOC	0	0	0	0
Violation of Compulsory School Attendance Law (Truancy) (31-37-2-3)	0	0	0	0
Voyeurism (35-45-4-5)	0	0	0	0
Welfare Fraud (35-45-5-7)	0	0	0	0
Sub-Total	2	1	4	9
GRAND TOTAL NUMBER OF JUVENILES	8	28	25	122

Indiana Department of Correction
Table 18
Juvenile Female New Commitments

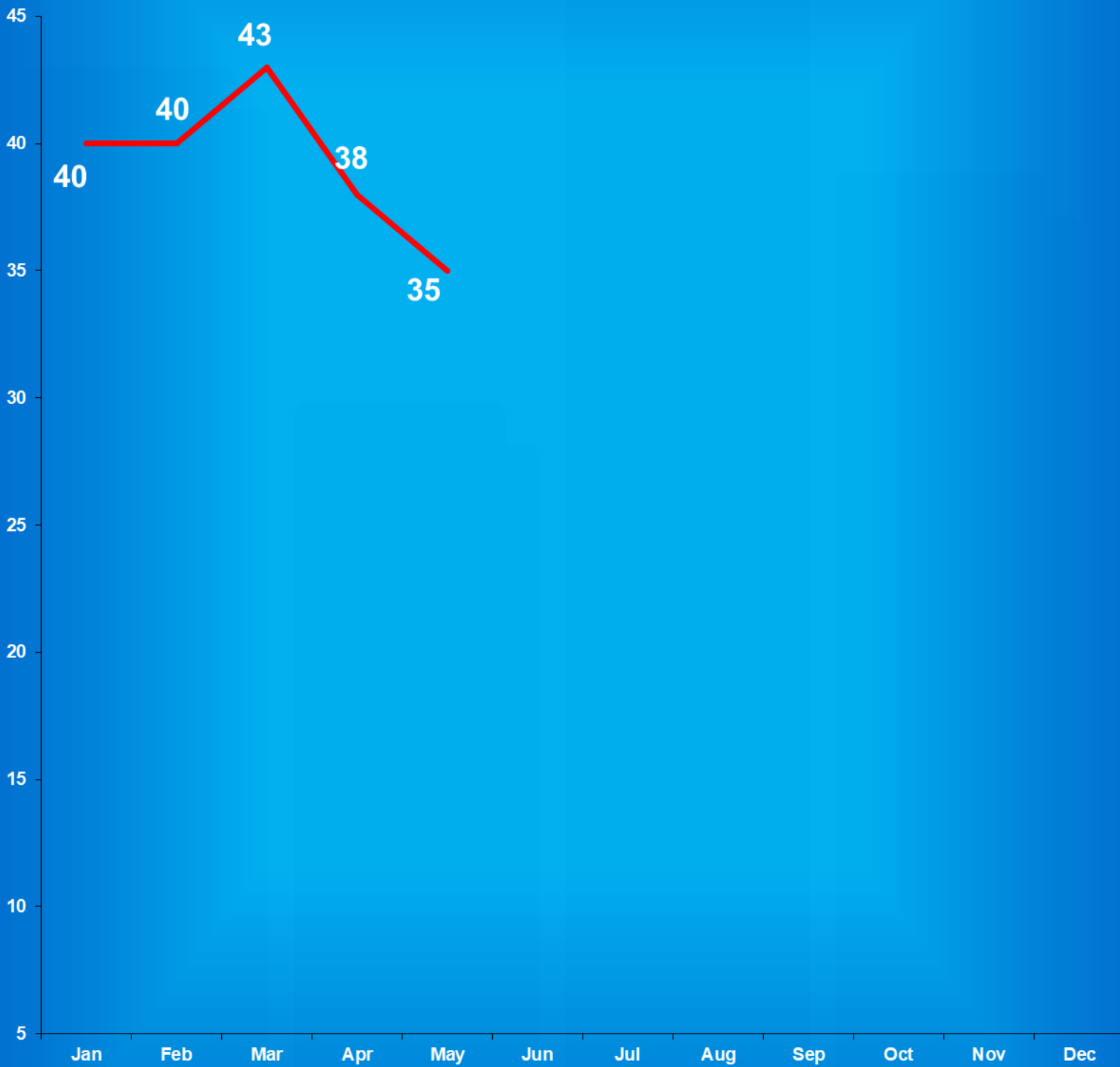
<u>Month</u>	<u>2015</u>	<u>2016</u>	<u>2017</u>	<u>2018</u>	<u>2019</u>
January	3	6	2	3	10
February	8	10	5	8	4
March	4	11	6	4	7
April	10	9	2	7	3
May	12	4	6	8	8
June	6	11	7	2	
July	5	4	8	12	
August	10	4	5	4	
September	13	7	8	8	
October	0	5	6	5	
November	11	6	7	8	
December	<u>11</u>	<u>5</u>	<u>12</u>	<u>8</u>	
TOTALS	93	82	74	77	32

Source: SAS - mnthadm4.pgm

Indiana Department of Correction

Graph G

Average Daily Juvenile Female Offender Populations
Calendar Year 2019



Indiana Department of Correction
Table 19
Juvenile Male New Commitments

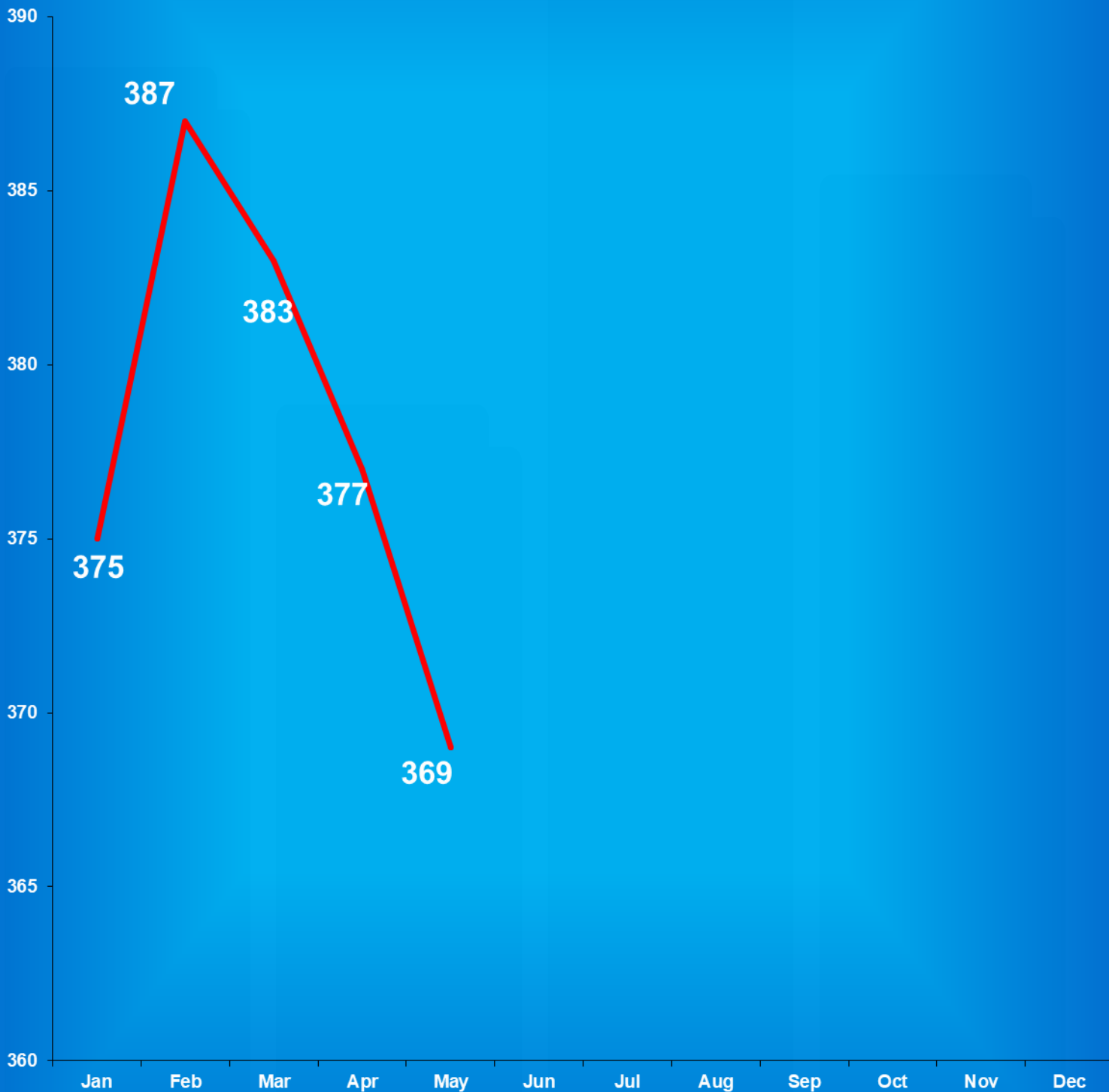
<u>Month</u>	<u>2015</u>	<u>2016</u>	<u>2017</u>	<u>2018</u>	<u>2019</u>
January	35	39	26	46	36
February	26	40	26	38	36
March	32	69	36	33	17
April	43	33	45	27	24
May	37	44	35	42	28
June	41	40	48	29	
July	50	29	40	29	
August	31	38	48	28	
September	42	36	43	41	
October	45	24	39	24	
November	41	28	48	34	
December	<u>40</u>	<u>30</u>	<u>34</u>	<u>52</u>	
TOTALS	548	463	450	468	141

Source: SAS - mnthadm4.pgm

Indiana Department of Correction

Graph H

Average Daily Juvenile Male Offender Populations Calendar Year 2019





Juvenile Reintegration Districts



District #8

District #6

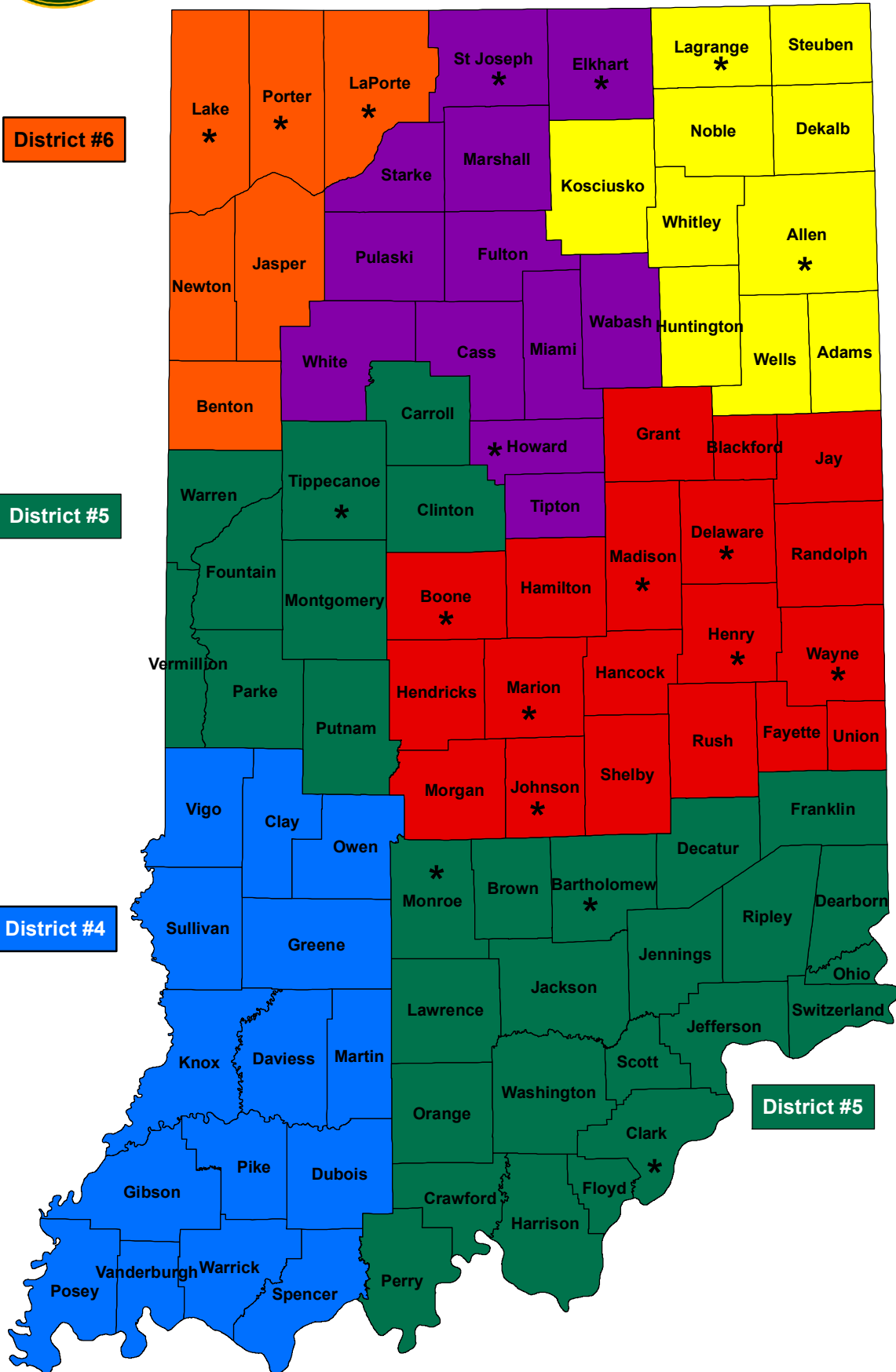
District #2

District #5

District #3

District #4

District #5



*JDAI Site

Indiana Department of Correction
Table 20
Juvenile Parole Caseload on June 01, 2019

<u>Juvenile Reintegration Districts</u>	Indiana Parolees		Other Jurisdiction		<u>Total</u>
	<u>Juvenile Male</u>	<u>Juvenile Female</u>	<u>Juvenile Male</u>	<u>Juvenile Female</u>	
<i>Interstate Compact (RD0)*</i>	2	0	5	1	8
	<u>District Supervision Breakdown as follows:</u>				
Juv Reintegration District 2	17	1	1	0	19
Juv Reintegration District 3	11	0	0	0	11
Juv Reintegration District 4	3	1	1	0	5
Juv Reintegration District 5	2	2	0	0	4
Juv Reintegration District 6	4	1	3	0	8
Juv Reintegration District 8	12	3	0	1	16
Total	51	8	5	1	65

Total Juvenile Parole Population on the First Day of Each Month

<u>Calendar Year 2019</u>	Indiana Parolees		Other Jurisdiction		<u>Total</u>
	<u>Juvenile Male</u>	<u>Juvenile Female</u>	<u>Juvenile Male</u>	<u>Juvenile Female</u>	
January	38	6	5	0	49
February	42	7	6	1	56
March	43	9	7	1	60
April	50	8	7	1	66
May	49	10	6	1	66
June	51	8	5	1	65

** Includes Indiana parolees who are serving their parole in another state, as well as offenders from other States being supervised in Indiana (Interstate Compact)*

Sources:
Parole Division
SAS - juvparl2.pgm

**Indiana Department of Correction
Indiana Government Center South, Room E334
302 W. Washington Street
Indianapolis, IN 46204**

**Prepared by:
Chris Yirenkyi, Data Analyst
(317) 233-4765
cyirenkyi@idoc.IN.gov**

This report and previous reports may be found at:

<http://www.in.gov/idoc/2376.htm>



CHANGING LIVES

The graphic features the text "CHANGING LIVES" in a large, bold, blue sans-serif font. The word "CHANGING" is on the top line, and "LIVES" is on the bottom line. The letter "I" in "LIVES" is replaced by a solid blue silhouette of the state of Indiana. To the left of the "I" is the official seal of the Indiana Department of Correction. The seal is circular with a gold border. The outer ring contains the text "INDIANA" at the top and "DEPARTMENT OF CORRECTION" at the bottom, separated by stars. The inner ring contains the words "EMPLOYEES", "EFFICIENCY", and "EFFECTIVENESS" around a central emblem featuring a torch and a scale of justice.

The Indiana Department of Correction advances public safety and successful re-entry through dynamic supervision, programming, and partnerships.