


Indiana Department of Correction

Division of Data Analytics



Offender Population Statistical Report

- April 2019 -

Rob Carter, Commissioner

**Indiana Department of Correction
Indiana Government Center South, Room E334
302 W. Washington Street
Indianapolis, IN 46204**

**Prepared by:
Chris Yirenkyi, Data Analyst
(317) 233-4765
cyirenkyi@idoc.in.gov**

This report and previous reports may be found at:

<http://www.in.gov/idoc/2376.htm>



Definitions

For the purpose of this report, the following definitions apply:

Admission – The means by which an offender enters the custody or jurisdiction of the Indiana Department of Correction. For this report, with the exception of the return of an escapee, this does not include a return from a temporary absence.

Average Daily Population – The sum of the daily beginning counts for a month, divided by that month's number of daily beginning counts.

Beginning Count – The number of offenders physically present at the beginning of the day (ie, 0000:01 hours).

Class A Felony – An offense whereby a person convicted of this felony shall be imprisoned for a fixed term of thirty years, with not more than twenty years added for aggravating circumstances, or not more than ten years subtracted for mitigating circumstances.

Class B Felony – An offense whereby a person convicted of this felony shall be imprisoned for a fixed term of ten years, with not more than ten years added for aggravating circumstances, or not more than four years subtracted for mitigating circumstances.

Class C Felony – An offense whereby a person convicted of this felony shall be imprisoned for a fixed term of four years, with not more than four years added for aggravating circumstances, or not more than two years subtracted for mitigating circumstances.

Class D Felony – An offense whereby a person convicted of this felony shall be imprisoned for a fixed term of one and one-half years, with not more than one and one-half years added for aggravating circumstances, or not more than one year subtracted for mitigating circumstances.

Class 1 Felony – An offense whereby a person convicted of this felony shall be imprisoned with a sentence range of 20-40 years, with not more than twenty years added as a habitual offender enhancement.

Class 2 Felony – An offense whereby a person convicted of this felony shall be imprisoned with a sentence range of 10-30 years, with not more than twenty years added as a habitual offender enhancement.

Class 3 Felony – An offense whereby a person convicted of this felony shall be imprisoned with a sentence range of 3-16 years, with not more than twenty years added as a habitual offender enhancement.

Class 4 Felony – An offense whereby a person convicted of this felony shall be imprisoned with a sentence range of 2-12 years, with not more than twenty years added as a habitual offender enhancement.

Class 5 Felony – An offense whereby a person convicted of this felony shall be imprisoned with a sentence range of 1-6 years, with not more than six years added as a habitual offender enhancement.

Class 6 Felony – An offense whereby a person convicted of this felony shall be imprisoned with a sentence range of 0.5-2.5 years, with not more than six years added as a habitual offender enhancement.

Contracted Beds - Those offenders who have been committed to the Indiana Department of Correction, but are housed in a local work release facility under contract of a 3rd party provider.

County Jail "Back-ups" (Jail Bed Count) – Those offenders who have been committed to the Indiana Department of Correction, but are housed in a county jail until they can be transferred to a Department of Correction intake facility. The county receives \$35.00 per day, per offender, to house these offenders.

Ending Count – The number of offenders physically present at the end of the day (ie, 2400:00 hours).

Felon – A person convicted in any jurisdiction who might have been imprisoned for more than one year.

Murder - An offense whereby a person convicted of this felony shall be imprisoned for a fixed term of fifty-five years, with not more than ten years added for aggravating circumstances, or not more than ten years subtracted for mitigating circumstances.

Definitions Continued

Operational Capacity – The total bed capacity of the facility. The capacity of a facility is the number of beds authorized for safe and efficient operation of the facility.

Pre-Dispositional – An individual ordered by the Court to the Indiana Department of Correction for evaluation prior to sentencing.

Release – The means by which an offender leaves the custody or jurisdiction of the Indiana Department of Correction. For this report, with the exception of an escape, this does not include a temporary absence.

Safekeeper – An individual whom the Court has determined to be in imminent danger of serious bodily injury or death, or who represents a substantial threat to the safety of others, and whom the Court has ordered to the Indiana Department of Correction for custody and security control.

Maximum Level Facilities – Maximum security facilities have very restrictive security measures and housing is celled space.

Medium Level Facilities – Medium security facilities have moderate degree of security measures and housing consists of dormitories and celled space.

Minimum Level Facilities – Minimum Security Facilities have the least restrictive security measures and housing is dormitory style. Also included as minimum security are work release program offenders who leave the facility for outside employment but return nightly.

Intake Facilities – Intake facilities are designated to receive newly committed adult offenders. During the intake process each offender is evaluated through interviews, reports and diagnostic tests. This evaluation forms the basis of the offenders' facility and program assignment.

Secure Housing Units – Denotes maximum control with the most restrictive security measures in place.

Vacancy – The number of beds available for assignment.

Juvenile Diagnostic/Walkthrough – A Juvenile court can order a youth to the Department of Correction to be temporarily committed for not more than 14 days (excluding Saturdays, Sundays and Legal holidays) for the purpose of an evaluation. The youth must be adjudicated delinquent and the order has to be prior to disposition. The department will send a report to the court of the written findings.

Indiana Department of Correction Population Summary

- There were 24,410 adult male offenders (including 229 county jail “back-ups” and 78 in contracted beds) on May 01, 2019. This population is 2% below operational bed capacity for general population.
- There were 2,618 adult female offenders (including 68 county jail “back-ups” and 28 in contracted beds) on May 01, 2019. This population is 6% below the operational bed capacity.
- There were 372 juvenile male offenders in the Department’s facilities on May 01, 2019. This population is 34% below the operational bed capacity.
- There were 34 juvenile female offenders in the Department’s facilities on May 01, 2019. This population is 44% below the operational bed capacity.
- There were 5,725 adult males on parole in Indiana (5,283 Indiana parolees and 442 other jurisdiction parolees) May 01, 2019.
- There were 601 adult females on parole in Indiana (548 Indiana parolees and 53 other jurisdiction parolees) on May 01, 2019.
- There were 1031 adults admitted to IDOC (873 male and 158 female) and 935 adults released from IDOC (825 male and 110 female) in April, 2019.
- There were 36 juveniles admitted to IDOC (32 male and 4 female) and 54 juveniles released from IDOC (40 male and 14 female) in April 2019.

**Indiana Department of Correction
Human Resource Report**

April 30, 2019

ADULT FACILITIES

Facility	Total Staff*	Custody Staff	Non-Custody	Vacancies	Hires - Rehires	Retired - Terminated	Inter-Agency		Contract/Vendor		
							In	Out	Aramark	Health	Education
Branchville Correctional Facility	257	182	75	18	5	6	0	0	9	30	6
Chain O'Lakes Correctional Facility	30	23	7	0	4	0	0	0	4	1	0
Correctional Industrial Facility	287	216	71	80	12	6	0	0	15	26	3
Edinburgh Correctional Facility	67	51	16	5	4	5	0	0	7	6	0
Indiana State Prison/Lakeside	521	404	117	50	29	13	0	0	26	42	3
Indiana Women's Prison	180	126	54	14	5	6	1	0	6	23	5
Madison Correctional Facility	175	120	55	78	3	9	0	0	5	22	3
Miami Correctional Facility	485	370	115	77	33	13	0	0	30	58	10
New Castle Correctional Facility**	380	245	135	162	0	0	0	0	31	55	15
Pendleton Correctional Facility	426	306	120	99	15	13	0	0	20	41	1
Plainfield Correctional Facility	335	247	88	60	7	8	0	0	22	40	10
Putnamville Correctional Facility	438	320	118	87	13	15	2	1	21	41	10
Reception-Diagnostic Center	209	160	49	39	3	3	0	0	0	24	0
Rockville Correctional Facility	227	156	71	40	1	2	0	0	14	36	7
South Bend Comm. Re-Entry Center	35	26	9	7	0	1	0	0	4	3	0
Heritage Trail DOC Staff	19	0	19	6	0	0	0	0	0	12	8
Heritage Trail GEO Staff**	140	96	44	43	0	0	0	0	4	11	0
Wabash Valley Correctional Facility	576	449	127	72	11	10	0	0	34	62	4
Westville Correctional Facility	632	469	163	139	27	16	3	0	25	70	11
Total	5,419	3,966	1,453	1,076	172	126	6	1	277	603	96.0

JUVENILE FACILITIES

Facility	Total Staff*	Custody Staff	Non-Custody	Vacancies	Hires - Rehires	Retired - Terminated	Inter-Agency		Contract/Vendor		
							In	Out	Aramark	Health	Education
Camp Summit	60	43	17	4	1	0	0	0	5	7	2
Logansport Intake/North Central	163	106	57	26	7	1	0	0	9	13	2
Pendleton Juvenile Correctional	229	151	78	65	20	9	0	0	8	18	4
Total	452	300	152	95	28	10	0	0	22	38	8.0

ADMINISTRATIVE

Central Office***	Total	551	188	363	51	3	4	3	3	0	4	2
-------------------	--------------	------------	------------	------------	-----------	----------	----------	----------	----------	----------	----------	----------

TOTALS

STATE EMPLOYEE TOTAL	5,902	4,113	1,789	1,017	203	140	9	4	0	0	0
CONTRACT EMPLOYEE TOTAL	1,570	341	1,229	205	0	0	0	0	299	645	106
GRAND TOTAL	7,472	4,454	3,018	1,222	203	140	9	4	299	645	106

* Total Active Staff does not include those on disability, suspension, or leave with pay.

** New Castle Correctional Facility and Heritage Trail are privately contracted institutions. Their hire/rehire and termination/retire data is not provided to DOC.

*** Includes Technology Services Division, PEN Products, Staff Development and Training, and the Parole Division (counted as Custody Staff)

Note: Total staff, custody staff, non-custody staff, and vacancy data are as of the end of the month.

Hires and re-hires, retirements and terminations, intra-agency transfer in and transfer out are the total number of actions for the month.

Source: DOC Human Resource



Offender Statistics



Indiana Department of Correction
Table 1
Offender Population & Vacancy Numbers, by Facility Security Level
May 1, 2019

Minimum Security - Adult MALE

	April Ending Count	General Population Vacancies	Programs & Treatment Vacancies	Restricted Housing & Infirmery Vacancies	Down Beds	Held Beds
Chain O'Lakes	90	11	0	0	0	1
Edinburgh	340	4	0	0	0	0
Miami - MCA	196	8	0	0	0	0
New Castle - NCA	193	8	0	0	0	3
Pendleton - IRO	214	5	0	0	1	0
Westville - WCA	314	40	1	0	23	1
Wabash Valley - WVA	194	3	0	0	0	1
Total	1,541	79	1	0	24	6

Re-Entry & Work Release - Adult MALE

Bartholomew Co. Re-Entry	2	18	0	0	0	0
Chain O'Lakes Re-Entry	35	3	0	0	0	0
Duval Center Re-Entry	16	24	0	0	0	0
Lake Co. Re-Entry/M	5	5	0	0	0	0
South Bend Re-Entry	167	5	0	0	0	0
VOA/Hope Hall Re-Entry	20	3	0	0	0	0
Starke Co. PI - TC	35	0	13	0	0	0
Total	280	58	13	0	0	0

Medium Security - Adult MALE

	April Ending Count	General Population Vacancies	Programs & Treatment Vacancies	Restricted Housing & Infirmery Vacancies	Down Beds	Held Beds
Branchville	1,383	64	31	3	4	0
Correctional Industrial	1,461	24	0	4	0	6
Indiana State Prison ISO	374	9	0	0	0	2
Plainfield	1,499	14	1	14	158	10
Putnamville	2,164	22	0	1	322	1
Heritage Trail	854	10	0	0	0	4
Westville	2,484	37	109	29	261	21
New Castle	2,381	9	1	21	4	15
Total	12,600	189	142	72	749	59

Table 1 (Cont.)

Maximum Security - Adult MALE

	April Ending Count	General Population Vacancies	Programs & Treatment Vacancies	Restricted Housing & Infirmery Vacancies	Down Beds	Held Beds
Miami	2,920	37	4	1	10	12
Indiana State Prison	1,999	27	16	6	8	11
Pendleton	1,410	19	9	3	1	7
Pendleton Treatment Unit	196	0	14	0	4	0
ISR Secure Housing Unit	61	0	0	7	0	1
New Castle Annex	432	3	0	30	21	0
New Castle Mental Health	114	0	13	0	0	1
WCU Secure Housing Unit	78	0	0	1	31	0
Wabash Valley	1,703	8	40	13	4	17
WVS Secure Housing Unit	187	0	0	21	8	0
Reception Diag. Center	660	15	0	0	20	0
Total	9,760	109	96	82	107	49

Minumum Security & Re-Entry - Adult FEMALE

	April Ending Count	General Population Vacancies	Programs & Treatment Vacancies	Restricted Housing & Infirmery Vacancies	Down Beds	Held Beds
Madison	574	132	0	0	0	0
Jefferson Co. Re-Entry	67	5	0	0	0	0
Crane House	27	18	0	0	0	0
VOA/Evansville/Female	1	1	0	0	0	0
Total	669	156	0	0	0	0

Medium Security - Adult FEMALE

Rockville	992	9	31	9	0	0
Total	992	9	31	9	0	0

Maximum Security - Adult FEMALE
--

Women's Prison	690	14	16	3	0	4
Rockville Intake	199	13	0	0	0	0
Total	889	27	16	3	0	4

JAIL BED COUNT

Adult Male	229	N/A	N/A	N/A	N/A	N/A
Adult Female	<u>68</u>	<u>N/A</u>	<u>N/A</u>	<u>N/A</u>	<u>N/A</u>	<u>N/A</u>
Total	297					

Table 1 (Cont.)

JUVENILE OFFENDERS

Juvenile Male

	April Ending Count	General Population Vacancies	Programs & Treatment Vacancies	Restricted Housing & Infirmery Vacancies	Down Beds	Held Beds
Logansport Juvenile Intake/Diagnostic Facility	13	71	0	8	0	0
North Central Juvenile Correctional Facility	136	37	0	0	0	1
Pendleton Juvenile Correctional Facility	223	153	0	8	0	7
Total	372	261	0	16	0	8

Juvenile Female

LaPorte Juvenile Correctional Facility	34	27	0	1	0	0
--	----	----	---	---	---	---

TOTALS

	April Ending Count	General Population Vacancies	Programs & Treatment Vacancies	Restricted Housing & Infirmery Vacancies	Down Beds	Held Beds
GRAND TOTAL FOR ALL ADULT MALES (Includes Jail Bed Count and Contracted Beds)	24,410	435	252	154	880	114
TOTAL FOR ADULT MALES IDOC FACILITIES ONLY	24,103	385	239	154	880	114
GRAND TOTAL FOR ALL ADULT FEMALES (Includes Jail Bed Count and Contracted Beds)	2,618	192	47	12	0	4
TOTAL FOR ADULT FEMALES IDOC FACILITIES ONLY	2,522	168	47	12	0	4
TOTAL FOR JUVENILE MALES	372	261	0	16	0	8
TOTAL FOR JUVENILE FEMALES	34	27	0	1	0	0
GRAND TOTAL FOR THE DEPARTMENT (Includes Jail Bed Count and Contracted Beds)	27,434	915	299	183	880	126
GRAND TOTAL FOR THE DEPARTMENT (Excludes Jail Bed Count and Contracted Beds)	27,031	841	286	183	880	126

Sources: Planning Division Facility Body Count Report
 Planning Division Juvenile Daily Count Report
 OIS - Jail Bed Count
 Operational Support Services - Vacancy Report

Indiana Department of Correction
Table 2
Operational Capacity Compared to Population, by Facility
May 1, 2019

Minimum Security - Adult MALE

	Mar	Apr	Apr	Apr	Percent +/-
	Operational	Operational	Adjusted	Ending	
	Capacity	Capacity	Operational	Count	Capacity
			Capacity*		
Chain O'Lakes	102	102	101	90	-11%
Edinburgh	344	344	344	340	-1%
Miami - MCA	204	204	204	196	-4%
New Castle - NCA	204	204	201	193	-4%
Pendleton - IRO	220	220	219	214	-2%
Westville - WCA	379	379	354	314	-11%
Wabash Valley - WVA	198	198	197	194	-2%
Total	1,651	1,651	1,620	1,541	-5%

Re-Entry & Work Release - Adult MALE

Bartholomew Co. Re-Entry	20	20	20	2	-90%
Chain O'Lakes Re-Entry	38	38	38	35	-8%
Duval Center Re-Entry	40	40	40	16	-60%
Lake Co. Re-Entry/M	10	10	10	5	-50%
South Bend Re-Entry	172	172	172	167	-3%
VOA/Hope Hall Re-Entry	20	23	23	20	-13%
Starke Co. PI - TC	48	48	35	35	0%
Total	348	351	338	280	-17%

Medium Security - Adult MALE

Branchville	1,485	1,485	1,447	1,383	-4%
Correctional Industrial	1,495	1,495	1,485	1,461	-2%
Indiana State Prison ISO	385	385	383	374	-2%
Plainfield	1,696	1,696	1,513	1,499	-1%
Putnamville	2,510	2,510	2,186	2,164	-1%
Heritage Trail	868	868	864	854	-1%
Westville	2,941	2,941	2,521	2,484	-1%
New Castle	2,431	2,431	2,390	2,381	0%
Total	13,811	13,811	12,789	12,600	-1%

Table 2 (Cont.)

Maximum Security - Adult MALE

	Mar Operational Capacity	Apr Operational Capacity	Apr Adjusted Operational Capacity*	Apr Ending Count	Percent +/- Capacity
Miami	2,984	2,984	2,957	2,920	-1%
Indiana State Prison	2,067	2,067	2,014	1,999	-1%
Pendleton	1,449	1,449	1,429	1,410	-1%
Pendleton Treatment Unit	214	214	196	196	0%
ISR Secure Housing Unit	69	69	61	61	0%
New Castle Annex	486	486	435	432	-1%
New Castle Mental Health	128	128	114	114	0%
WCU Secure Housing Unit	110	110	78	78	0%
Wabash Valley	1,785	1,785	1,711	1,703	0%
WVS Secure Housing Unit	216	216	187	187	0%
Reception Diag. Center	<u>695</u>	695	<u>660</u>	<u>660</u>	<u>0%</u>
Total	10,203	10,203	9,842	9,760	-1%

Minimum Security & Re-Entry - Adult FEMALE

Madison	706	706	706	574	-19%
Jefferson Co. Re-Entry	66	72	72	67	-7%
Crane House	45	45	45	27	-40%
VOA/Evansville/Female	<u>5</u>	2	<u>2</u>	<u>1</u>	<u>-50%</u>
Total	822	825	825	669	-19%

Medium Security - Adult FEMALE

Rockville	<u>1,041</u>	<u>1,041</u>	<u>1001</u>	<u>992</u>	-1%
Total	1,041	1,041	1,001	992	-1%

Maximum Security - Adult FEMALE
--

Women's Prison	727	727	704	690	-2%
Rockville Intake	<u>212</u>	<u>212</u>	<u>199</u>	<u>199</u>	<u>0%</u>
Total	939	939	903	889	-2%

JAIL BED COUNT**

Adult Male	298	229	229	229	0%
Adult Female	<u>78</u>	68	68	68	<u>0%</u>
Total	376	297	297	297	0%

JUVENILE OFFENDERS

	Juvenile Male				
Logansport Juvenile Intake/Diagnostic Facility	92	92	13	13	0%
North Central Juvenile Correctional Facility	174	174	173	136	-21%
Pendleton Juvenile Correctional Facility	<u>391</u>	<u>391</u>	<u>376</u>	<u>223</u>	<u>-41%</u>
Total	657	657	562	372	-34%

Table 2 (Cont.)

Juvenile Female

	Mar	Apr	Apr	Apr	Percent +/-
	Operational	Operational	Adjusted	Ending	Capacity
	Capacity	Capacity	Capacity*	Count	Capacity
LaPorte Juvenile Correctional Facility	62	62	61	34	-44%

TOTALS					
	Mar	Apr	Apr	Apr	Percent +/-
	Operational	Operational	Adjusted	Ending	Capacity
	Capacity	Capacity	Capacity*	Count	Capacity
GRAND TOTAL FOR ALL ADULT MALES (Includes Jail Bed Count and Contracted Beds)	26,311	26,245	24,818	24,410	-2%
TOTAL FOR ADULT MALES IDOC FACILITIES ONLY	25,875	25,875	24,461	24,103	-1%
GRAND TOTAL FOR ALL ADULT FEMALES (Includes Jail Bed Count and Contracted Beds)	2,880	2,873	2,797	2,618	-6%
TOTAL FOR ADULT FEMALES IDOC FACILITIES ONLY	2,752	2,758	2,682	2,522	-6%
TOTAL FOR JUVENILE MALES	657	657	562	372	-34%
TOTAL FOR JUVENILE FEMALES	62	62	61	34	-44%
GRAND TOTAL FOR THE DEPARTMENT (Includes Jail Bed Count** and Contracted Beds)	29,910	29,837	28,238	27,434	-3%
GRAND TOTAL FOR THE DEPARTMENT (Excludes Jail Bed Count and Contracted Beds)	29,346	29,352	27,766	27,031	-3%

*Adjusted Operational Capacity includes Intake Beds and excludes Down, Held, and Segregation/Infirmary, and Program/Treatment Hold Beds.

**Jail Bed Counts - IDOC offender Jail Bed holding is demand-based, therefore Jail Bed Percent Capacity is always 0%. Jail Bed Operational Capacity is determined by each county's availability and fluctuates from month to month.

Sources: Planning Division Facility Body Count Report
 Planning Division Juvenile Daily Count Report
 OIS - Jail Bed Count
 Operational Support Services - Vacancy Report

Indiana Department of Correction
Table 3
Facility Population on the First Day of Each Month
(Excludes County Jail "Back-ups" & Contracted Beds)

<u>2018</u>	<u>Adult Male</u>	<u>Adult Female</u>	<u>Juvenile Male</u>	<u>Juvenile Female</u>	<u>Total</u>
January	23,290	2,345	354	40	26,029
February	23,273	2,356	372	47	26,048
March	23,364	2,395	394	45	26,198
April	23,505	2,414	395	48	26,362
May	23,506	2,443	387	43	26,379
June	23,719	2,466	394	40	26,619
July	23,794	2,447	379	29	26,649
August	23,677	2,442	377	35	26,531
September	23,738	2,502	373	32	26,645
October	23,788	2,505	375	39	26,707
November	23,874	2,523	357	41	26,795
December	23,894	2,511	369	41	26,815

<u>2019</u>	<u>Adult Male</u>	<u>Adult Female</u>	<u>Juvenile Male</u>	<u>Juvenile Female</u>	<u>Total</u>
January	23,970	2,500	365	38	26,873
February	23,876	2,481	382	41	26,780
March	23,963	2,481	386	40	26,870
April	24,030	2,488	383	44	26,945
May	24,103	2,522	372	34	27,031

Source: Research Division Juvenile Daily Count Report

Indiana Department of Correction
Table 4
Parole Caseload on May 06, 2019

<u>Parole District</u>	Indiana Parolees		Other Jurisdiction		<u>Total</u>
	<u>Adult Male</u>	<u>Adult Female</u>	<u>Adult Male</u>	<u>Adult Female</u>	
	<i>Interstate Compact (PD0)*</i>	410	41	442	
	<u>District Supervision Breakdown as follows:</u>				
Re-Entry Parole (PD1)	293	45	29	2	369
Fort Wayne (PD2)	611	56	32	4	703
Indianapolis (PD3)	1370	126	80	7	1,583
Evansville (P4A)	406	26	45	5	482
Terre Haute (P4B)	434	38	18	2	492
Bloomington (PD5)	318	30	30	4	382
Gary (PD6)	388	29	66	6	489
New Castle (PD7)	578	94	41	5	718
South Bend (PD8)	583	52	68	9	712
Madison (PD9)	302	52	33	9	396
Total	5,693	589	442	53	6,777

Total Parole Population on the First Day of Each Month

<u>Calendar Year 2019</u>	Indiana Parolees		Other Jurisdiction		<u>Total</u>
	<u>Adult Male</u>	<u>Adult Female</u>	<u>Adult Male</u>	<u>Adult Female</u>	
January	5,792	610	492	53	6,947
February	5,793	621	501	74	6,989
March	5,726	600	456	48	6,830
April	5,747	593	446	48	6,834
May	5,693	589	442	53	6,777

* Includes Indiana parolees who are serving their parole in another state, as well as offenders from other States being supervised in Indiana (Interstate Compact)

Sources: Juvenile Services
Parole Division



Adult Offender Statistics



Indiana Department of Correction
Table 5
Monthly Admissions and Releases- Adult Offenders
(Includes County Jail "Back-ups" & Contracted Beds)
April 2019

Admissions	Male	Female	Total
New Commitments	416	76	492
Parole Violators - New Commits	37	0	37
Parole Violators - Technical	126	16	142
Unsentenced (Safekeepers)	5	0	5
Return from Esc - Sec/NonSec Facility	0	0	0
Return from Escape - Non-Secure Facility	0	0	0
Return from Escape - CTP Absconds	0	0	0
Court Supervision Violators - New Commits	104	24	128
Court Supervision Violators - Technical	165	42	206
Return from CTP - New Commits	1	0	1
Return from CTP - Technical	19	0	19
Unknown (Missing Data)	0	0	0
Total Admissions	873	158	1031

Releases	Male	Female	Total
Parole	392	39	431
Probation	226	40	266
Escape Secure Facility	0	0	0
Walk-Away - Non-Secure Facility	0	0	0
Discharged	75	16	91
Unsentenced Discharged	1	0	1
Other (i.e. Death)	8	0	8
Community Transition Program (CTP)	123	15	138
CTP Absconds	0	0	0
Unknown (Missing Data)	0	0	0
Total Releases	825	110	935

Of the 416 new commitments of male felons, 220 (52.9%) had a prior commitment.

Of the 76 new commitments of female felons, 27 (35.5%) had a prior commitment.

Effective July 1, 1998, misdemeanants are to be committed to DOC only under special circumstances (IC 11-12-6)

Sources: SAS-prsadm8.pgm, SAS - prisrel8.pgm

**Indiana Department of Correction
Table 6
New Admissions by County of Commitment - Adult Offenders**

April 2019														April 2019														
County	Murder	FA	FB	FC	Felony Level							Other*	Total	County	Murder	FA	FB	FC	Felony Level							Other*	Total	
					FD	F1	F2	F3	F4	F5	F6								FD	F1	F2	F3	F4	F5	F6			
Adams	0	0	0	0	0	0	0	0	1	0	1	0	2	Madison	0	1	0	2	0	1	0	3	7	5	12	0	31	
Allen	1	0	3	2	2	4	0	5	7	22	13	0	59	Marion	3	6	7	4	2	2	13	24	38	57	11	0	167	
Bartholomew	0	0	1	0	0	0	0	1	3	2	5	0	12	Marshall	0	0	1	0	0	0	0	1	5	4	0	0	11	
Benton	0	0	1	0	0	0	0	0	0	0	0	0	1	Martin	0	0	0	0	0	0	0	0	0	0	0	1	0	1
Blackford	0	0	0	0	0	0	0	0	0	1	3	0	4	Miami	0	0	0	0	0	0	0	1	0	2	0	0	3	
Boone	0	0	0	0	0	0	0	0	0	3	2	0	5	Monroe	0	0	2	1	0	0	0	1	1	6	2	0	13	
Brown	0	0	0	0	0	0	0	0	0	0	0	0	0	Montgomery	0	0	0	0	0	0	0	1	1	3	0	0	5	
Carroll	0	0	0	0	0	0	0	0	0	2	0	0	2	Morgan	0	0	1	0	0	0	0	0	0	2	0	0	3	
Cass	0	0	1	0	0	1	2	1	4	0	0	0	9	Newton	0	0	0	0	0	0	0	0	0	0	0	0	0	0
Clark	0	0	0	0	0	0	1	0	0	1	1	0	3	Noble	0	0	1	0	0	0	0	1	4	1	0	0	7	
Clay	0	0	0	0	0	0	0	1	1	3	0	0	5	Ohio	0	0	0	0	0	0	0	0	0	0	1	0	1	
Clinton	0	0	0	0	0	0	0	0	1	2	4	0	7	Orange	0	0	1	0	0	1	0	4	3	2	1	0	12	
Crawford	0	0	0	0	0	0	0	0	0	0	0	0	0	Owen	0	0	1	1	0	0	1	0	0	1	1	0	5	
Daviess	0	0	0	0	0	0	0	0	1	0	0	0	1	Parke	1	0	0	1	0	0	0	0	2	1	2	0	7	
Dearborn	0	1	2	0	1	0	1	2	2	1	1	0	11	Perry	0	0	0	0	0	0	0	2	0	1	0	0	3	
Decatur	0	1	1	1	0	0	1	0	1	6	5	0	16	Pike	0	0	0	0	0	0	0	0	0	0	0	0	0	0
DeKalb	0	0	0	0	0	0	0	0	0	1	1	0	2	Porter	0	0	0	0	0	0	0	0	1	5	0	0	6	
Delaware	0	0	0	0	0	1	1	4	7	1	0	0	14	Posey	0	0	0	0	0	0	0	0	0	1	0	0	1	
Dubois	0	0	0	0	0	0	0	1	1	2	1	0	5	Pulaski	0	0	0	0	0	0	0	0	0	1	0	0	1	
Elkhart	0	0	5	2	1	1	1	2	0	14	4	0	30	Putnam	0	0	0	0	0	0	0	0	0	0	0	0	0	0
Fayette	0	0	1	0	1	0	0	1	1	3	2	0	9	Randolph	0	0	0	0	0	0	0	1	0	1	0	0	2	
Floyd	0	0	0	0	0	0	0	1	0	2	1	0	4	Ripley	0	0	0	0	0	0	0	0	0	3	6	0	9	
Fountain	0	0	0	0	0	0	0	1	0	0	0	0	1	Rush	0	0	0	0	0	0	0	0	0	3	0	0	3	
Franklin	0	0	0	0	1	0	0	0	1	1	0	0	3	St. Joseph	1	0	0	3	0	0	0	4	1	4	3	0	16	
Fulton	0	0	0	0	0	0	1	1	0	1	0	0	3	Scott	0	0	0	0	0	0	1	0	1	6	0	0	8	
Gibson	0	0	1	0	0	0	0	0	1	1	2	0	5	Shelby	0	0	0	0	0	0	1	1	0	2	3	0	7	
Grant	0	0	0	0	0	1	0	2	1	3	0	0	7	Spencer	0	0	1	0	0	0	0	0	0	0	0	0	1	
Greene	0	0	2	0	0	0	0	1	1	1	1	0	6	Starke	0	0	0	0	0	0	1	1	2	0	0	0	4	
Hamilton	0	1	1	0	0	0	1	0	2	6	2	0	13	Steuben	0	0	0	0	0	0	1	0	0	1	0	0	2	
Hancock	0	0	0	0	0	0	0	2	3	2	0	0	7	Sullivan	0	0	0	0	0	0	0	0	2	1	0	0	3	
Harrison	0	0	0	0	0	0	1	3	3	1	1	0	9	Switzerland	0	0	0	0	0	0	0	0	0	1	0	0	1	
Hendricks	0	0	0	0	0	0	0	0	1	4	0	0	5	Tippecanoe	0	0	3	0	1	2	1	2	3	6	3	0	21	
Henry	1	0	0	0	0	0	0	1	2	1	4	0	9	Tipton	0	0	0	0	0	0	0	0	1	0	0	0	1	
Howard	0	0	0	0	0	2	0	1	3	2	0	0	8	Union	0	0	0	0	0	0	0	0	0	0	0	0	0	
Huntington	0	0	0	0	0	1	1	1	7	0	0	0	10	Vanderburgh	1	0	0	0	0	1	2	3	3	16	5	0	31	
Jackson	0	0	1	0	0	0	1	0	1	6	0	0	9	Vermillion	0	0	0	0	0	0	1	0	3	0	0	0	4	
Jasper	0	0	1	0	0	0	0	0	0	0	0	0	1	Vigo	0	0	0	0	0	1	2	1	1	6	0	0	11	
Jay	0	0	1	0	0	0	0	0	1	3	0	0	5	Wabash	0	0	0	0	0	0	0	3	2	7	2	0	14	
Jefferson	0	1	0	0	0	0	0	2	1	5	1	0	10	Warren	0	0	0	0	0	0	0	0	1	2	0	0	3	
Jennings	0	0	0	0	0	0	0	0	0	1	0	0	1	Warrick	0	0	1	0	0	0	1	0	0	0	0	0	2	
Johnson	1	1	3	1	0	0	0	3	2	6	10	0	27	Washington	0	0	0	0	0	0	0	1	1	3	1	0	6	
Knox	0	0	1	0	0	0	0	0	0	1	2	0	4	Wayne	0	0	0	0	0	0	0	0	0	3	1	0	4	
Kosciusko	0	0	0	0	0	0	0	1	2	3	0	0	6	Wells	0	0	0	1	0	0	0	0	1	2	8	0	12	
LaGrange	0	0	0	0	0	0	0	0	1	1	0	0	2	White	0	0	0	0	0	0	0	0	0	0	0	0	0	
Lake	1	0	0	0	0	0	1	3	1	8	0	0	14	Whitley	0	0	0	0	0	1	0	0	0	3	0	0	4	
LaPorte	1	1	0	1	0	0	1	1	1	4	0	0	10	Unknown	0	0	0	0	0	0	0	0	0	0	0	0	1	
Lawrence	0	0	1	0	0	0	0	0	1	1	1	0	4	Totals	11	13	46	20	9	15	40	94	136	308	134	1	827	

Data based on Most Serious Offense and includes only New- and Recommittments.

Parole violators are not included.

**Other* may include missing, habitual offense, contempt of court, or misdemeanor.

***Unknown" represents offenders who were sentenced to DOC, but County of Commitment data was unavailable.

Source: Prsadm7.pgm

**Indiana Department of Correction
Table 7**

Release Type by County of Commitment - Adult Offenders

April 2019

County	Release Type					County	Release Type				
	Parole	Probation	Discharged	CTP	Total		Parole	Probation	Discharged	CTP	Total
Adams	2	0	1	1	4	Madison	15	9	6	6	36
Allen	22	9	4	16	51	Marion	112	58	19	12	201
Bartholomew	8	1	0	1	10	Marshall	1	2	0	2	5
Benton	0	0	0	0	0	Martin	2	0	0	0	2
Blackford	0	2	0	0	2	Miami	0	1	0	0	1
Boone	4	0	0	1	5	Monroe	3	1	0	2	6
Brown	1	1	0	0	2	Montgomery	6	1	2	1	10
Carroll	1	0	3	0	4	Morgan	4	3	0	1	8
Cass	4	3	0	8	15	Newton	1	0	1	0	2
Clark	4	3	0	0	7	Noble	3	4	0	0	7
Clay	1	2	0	1	4	Ohio	1	2	0	0	3
Clinton	8	3	0	2	13	Orange	3	1	0	0	4
Crawford	0	1	0	1	2	Owen	0	0	0	0	0
Daviess	1	5	0	0	6	Parke	0	1	1	0	2
Dearborn	3	9	1	1	14	Perry	3	1	1	0	5
Decatur	1	1	0	4	6	Pike	1	0	0	0	1
DeKalb	5	1	0	1	7	Porter	3	1	1	1	6
Delaware	5	5	1	0	11	Posey	2	1	3	0	6
Dubois	1	1	1	0	3	Pulaski	2	1	0	1	4
Elkhart	13	14	4	3	34	Putnam	1	0	0	0	1
Fayette	2	2	1	2	7	Randolph	2	0	0	1	3
Floyd	4	3	0	0	7	Ripley	3	3	1	0	7
Fountain	1	0	0	0	1	Rush	2	2	0	0	4
Franklin	0	1	0	0	1	St. Joseph	9	3	2	5	19
Fulton	1	2	0	0	3	Scott	4	3	1	0	8
Gibson	0	0	1	0	1	Shelby	6	7	1	3	17
Grant	5	5	2	1	13	Spencer	1	1	0	0	2
Greene	0	4	0	0	4	Starke	2	0	0	1	3
Hamilton	4	4	4	2	14	Steuben	1	0	0	1	2
Hancock	1	4	1	3	9	Sullivan	0	0	0	0	0
Harrison	0	0	0	0	0	Switzerland	1	2	0	0	3
Hendricks	6	0	2	1	9	Tippecanoe	6	15	1	9	31
Henry	6	2	0	4	12	Tipton	1	0	0	0	1
Howard	4	2	1	4	11	Union	0	0	0	0	0
Huntington	6	4	1	0	11	Vanderburgh	18	4	4	5	31
Jackson	5	1	1	2	9	Vermillion	4	0	0	0	4
Jasper	0	0	0	1	1	Vigo	6	4	0	6	16
Jay	5	1	1	1	8	Wabash	0	1	0	2	3
Jefferson	4	2	0	0	6	Warren	0	1	1	0	2
Jennings	1	1	1	0	3	Warrick	3	1	1	2	7
Johnson	12	5	4	0	21	Washington	1	1	1	0	3
Knox	2	2	0	0	4	Wayne	9	3	2	0	14
Kosciusko	4	4	0	0	8	Wells	2	3	1	0	6
LaGrange	1	2	0	2	5	White	2	0	0	0	2
Lake	15	4	2	10	31	Whitley	1	3	0	1	5
LaPorte	7	5	3	1	16	Unknown	1	0	1	0	2
Lawrence	3	1	1	2	7	Totals	431	266	92	138	927

This data excludes Temporary Moves, Safekeepers, Predispositions, Escapes, Deaths, releases from CTP and releases from Out of State Parole.

**Unknown" represents offenders who were sentenced to DOC, but County of Commitment data was unavailable.

Source: prisrel7.pgm

Indiana Department of Correction
Table 8
The Number of Department of Correction Offenders
Held in County Jails*
April 29, 2019

<u>County</u>	<u>Adult Male</u>	<u>Adult Female</u>	<u>County</u>	<u>Adult Male</u>	<u>Adult Female</u>	<u>County</u>	<u>Adult Male</u>	<u>Adult Female</u>
Adams	2	0	Hendricks	2	0	Pike	0	0
Allen	12	4	Henry**	1	1	Porter	0	0
Bartholomew	7	2	Howard	1	0	Posey	0	0
Benton	0	0	Huntington	6	2	Pulaski**	1	1
Blackford**	2	1	Jackson	0	1	Putnam**	0	1
Boone	1	0	Jasper	0	0	Randolph	0	0
Brown	0	0	Jay	1	0	Ripley	1	1
Carroll	0	0	Jefferson	6	1	Rush	0	1
Cass	1	2	Jennings	0	0	St. Joseph	2	1
Clark	3	3	Johnson	1	4	Scott	2	0
Clay	3	0	Knox**	1	2	Shelby	1	0
Clinton	4	1	Kosciusko	4	1	Spencer**	5	4
Crawford**	0	0	LaGrange	0	0	Starke	4	1
Daviess	1	1	Lake	21	1	Steuben	1	0
Dearborn	8	0	LaPorte	3	0	Sullivan	0	0
Decatur	3	2	Lawrence	3	1	Switzerland	0	0
DeKalb	1	1	Madison	5	0	Tippecanoe	9	0
Delaware	4	1	Marion	5	0	Tipton	0	0
Dubois	1	0	Marshall	5	2	Union	0	0
Elkhart	18	7	Martin	1	1	Vanderburgh	7	0
Fayette	3	1	Miami	6	1	Vermillion	0	0
Floyd	1	1	Monroe	2	2	Vigo	0	1
Fountain	0	0	Montgomery	2	0	Wabash	2	2
Franklin	1	0	Morgan	4	0	Warren	0	0
Fulton	1	0	Newton	0	0	Warrick	1	0
Gibson	0	0	Noble	1	1	Washington	3	2
Grant	3	1	Ohio	1	0	Wayne	3	2
Greene	3	1	Orange**	1	0	Wells**	6	0
Hamilton	1	1	Owen	3	0	White	0	0
Hancock	5	0	Parke	3	0	Whitley	0	0
Harrison**	2	0	Perry	1	0	Total	229	68

* Data is based on known frequencies reported by the counties; some county data may be missing

** County Jail Substance Abuse Programs

Source: Offender Movement

Indiana Department of Correction
Table 9
Community Transition Program
Average Daily Populations

<u>Month</u>	<u>2015</u>	<u>2016</u>	<u>2017</u>	<u>2018</u>	<u>2019</u>
January	457	518	465	392	382
February	442	480	475	402	379
March	468	492	475	411	372
April	529	518	481	441	376
May	549	499	487	443	
June	539	469	481	398	
July	539	491	445	386	
August	559	496	421	395	
September	538	509	400	387	
October	564	478	385	384	
November	528	470	389	366	
December	<u>522</u>	<u>461</u>	<u>372</u>	<u>381</u>	
YEARLY AVERAGE	519	490	440	399	377

Source: CTP Database and OIS Warmbody

Indiana Department Of Correction
Table 10
Community Transition Program
April 2019 Release Information (Felony Level A-D)

Total number of offenders eligible to be released =		197
Felony A and B total =	141	
Felony C total =	43	
Felony D total =	9	
Murder =	4	
Total number of offenders transitioned to counties for CTP =		51
By default (lack of response from judge)		
Felony A or B =	1	
Felony C =	6	
Felony D =	1	
By approval by court order from judge		
Felony A or B =	37	
Felony C =	3	
Felony D =	2	
Murder =	1	
Total number of offenders transitioned to counties then returned to DOC due to refusal (court ordered denial upon receipt of offender) =		0
Total number of court ordered denials =		110
Felony A or B =	73	
Felony C =	29	
Felony D =	5	
Murder =	3	
Total number of Felony A or B, or Murder denials by default (no response from judge) =		23
Total number of offenders who became ineligible after eligibility determined but prior to CTP commencement date (reasons include change in Earliest Possible Release Date, change in warrant status, released to probation or to parole, other miscellaneous) =		13
Felony A or B =	7	
Felony C =	5	
Felony D =	1	
Murder =	0	

Source: SAS - CTP2 Adms

Indiana Department Of Correction
Table 10
Community Transition Program
April 2019 Release Information (Felony Level 1-6)

Total number of offenders eligible to be released =		232
Felony 1 and 2 total =	3	
Felony 3 and 4 total =	72	
Felony 5 and 6 total =	157	
Total number of offenders transitioned to counties for CTP =		81
By default (lack of response from judge)		
Felony 1 and 2 total =	0	
Felony 3 and 4 total =	0	
Felony 5 and 6 total =	18	
By approval by court order from judge		
Felony 1 and 2 total =	3	
Felony 3 and 4 total =	27	
Felony 5 and 6 total =	33	
Total number of offenders transitioned to counties then returned to DOC due to refusal (court ordered denial upon receipt of offender) =		0
Total number of court ordered denials =		116
Felony 1 and 2 total =	0	
Felony 3 and 4 total =	23	
Felony 5 and 6 total =	93	
Total number of Felony 1 or 2 denials by default (no response from judge) =		0
Total number of offenders who became ineligible after eligibility determined but prior to CTP commencement date (reasons include change in Earliest Possible Release Date, change in warrant status, released to probation or to parole, other miscellaneous) =		20
Felony 1 and 2 total =	0	
Felony 3 and 4 total =	7	
Felony 5 and 6 total =	13	

Indiana Department of Correction
Table 11
Total Number of Felony Offenses
Committed to the Indiana Department of Correction

April 2019

Felony Level	Primary Offense	Secondary Offense	Apr-19		This Calendar Year	
			SEX		SEX	
			F	M	F	M
A Felony	Burglary (35-43-2-1)		-	2	-	2
	Child Molesting (35-42-4-3)		-	4	-	15
	Dealing Cocaine or Narcotic Drug (35-48-4-1)		-	4	-	11
	Dealing Methamphetamine (35-48-4-1.1)		3	-	3	1
	Possession of Cocaine or Narcotic Drug (35-48-4-6)		-	-	-	1
	Rape (35-42-4-1)		-	1	-	1
	Robbery (35-42-5-1)		-	1	-	1
	Voluntary Manslaughter (35-42-1-3)		-	-	-	3
A Felony Total			3	12	3	35

Felony Level	Primary Offense	Secondary Offense	Apr-19		This Calendar Year	
			SEX		SEX	
			F	M	F	M
B Felony	Aggravated Battery (35-42-2-1.5)		-	-	-	2
	Arson (35-43-1-1)		-	-	-	3
	Battery (35-42-2-1)		-	2	-	3
	Burglary (35-43-2-1)		-	8	2	55
	Carjacking (35-42-5-2)		-	-	-	1
	Child Molesting (35-42-4-3)		-	2	-	8
	Criminal Confinement (35-42-3-3)		-	-	-	2
	Dealing Cocaine or Narcotic Drug (35-48-4-1)		1	6	4	40
	Dealing Methamphetamine (35-48-4-1.1)		4	11	11	30
	Dealing Sched I, II, or III Cntrl Sub (35-48-4-2)		-	4	11	12
	Felon in Possession of a Firearm (35-47-4-5)		-	4	1	7
	Incest (35-46-1-3)		-	-	-	1
	Neglect of a Dependent (35-46-1-4)		-	-	-	2
	Operating Vehicle Intoxicated/Death (9-30-5-5)		-	-	-	2
	Possession Methamphetamine (35-48-4-6.1)		-	-	-	2
	Possession of Cocaine or Narcotic Drug (35-48-4-6)		-	1	2	3
	Rape (35-42-4-1)		-	-	-	2
	Robbery (35-42-5-1)		-	9	4	28
	Sexual Misconduct with a Minor (35-42-4-9)		-	3	-	7
	B Felony Total			5	50	35

Felony Level	Primary Offense	Secondary Offense	Apr-19		This Calendar Year	
			SEX		SEX	
			F	M	F	M
C Felony	Battery (35-42-2-1)		-	-	-	6
	Burglary (35-43-2-1)		-	4	-	20
	Child Exploitation (35-42-4-4)		-	1	-	1
	Child Molesting (35-42-4-3)		-	7	-	21
	Conspiracy (35-41-5-2)	Burglary (35-43-2-1)	-	-	-	3
	Corrupt Business Influence (35-45-6-2)		-	-	-	4
	Criminal Recklessness (35-42-2-2)		-	-	1	3
	Dangerous Control of a Handgun (35-47-10-6)		-	-	-	1
	Dealing Marijuana, Hash Oil, or Hashish (35-48-4-10)		-	-	-	1
	Dealing Sched IV Controlled Substance (35-48-4-3)		-	-	1	1
	Driving After Forfeiture (9-12-3-2)		-	-	-	1
	Escape/Failure to Return (35-44-3-5)		-	-	-	1
	Failure to Register as a Sex Offender (11-8-8-17)		-	-	-	2
	Firearm w/in One Mile of School (35-47-2-1)		-	1	-	2
	Forgery (35-43-5-2)		-	4	2	11
	Fraud on Financial Institution (35-43-5-8)		-	-	-	2
	Handgun Violation (35-47-2-7)		-	1	-	2
	Neglect of a Dependent (35-46-1-4)		1	1	2	2
	Non-Support of Dependent Child (35-46-1-5)		-	5	1	18
	Oper Veh Intox Prev Conv (9-30-5-2)		-	-	1	-
	Operating Vehicle w/Lifetime Suspension (9-30-10-17)		-	-	-	5
	Operating Vehicle-Habitual Violation (9-30-10-16)		-	1	-	2
	Possession Methamphetamine (35-48-4-6.1)		-	-	-	1
	Possession of Cocaine or Narcotic Drug (35-48-4-6)		-	2	1	4
	Possession of Controlled Substance (35-48-4-7)		-	-	1	-
	Possession of Precursors (35-48-4-14.5)		-	-	-	2
	Robbery (35-42-5-1)		-	1	-	9
Sexual Misconduct with a Minor (35-42-4-9)		-	-	-	5	
C Felony Total			1	28	10	130

Felony Level	Primary Offense	Secondary Offense	Apr-19		This Calendar Year	
			SEX		SEX	
			F	M	F	M
D Felony	Attempt to Commit a Felony (35-41-5-1)	Theft, Receiving Stolen Property (35-43-4-2)	-	-	-	1
	Auto Theft, Receiving Stolen Parts (35-43-4-2.5)		-	1	-	1
	Battery (35-42-2-1)		-	1	-	2
	Battery by Bodily Waste (35-42-2-6)		3	1	3	1
	Check Fraud (35-43-5-12)		-	-	-	1
	Criminal Confinement (35-42-3-3)		-	-	-	1
	Criminal Mischief (35-43-1-2)		-	-	1	-
	Criminal Recklessness (35-42-2-2)		-	-	1	4
	Dealing Marijuana, Hash Oil, or Hashish (35-48-4-10)		-	-	-	1
	Dealing/Poss. Look-Alike Subs (35-48-4-11.5)		-	-	1	-
	Domestic Battery (35-42-2-1.3)		-	-	-	1
	Driving While Intoxicated/Injury (9-11-2-4)		-	-	-	2
	Driving While Suspended/Oper Veh HTV (9-30-10-16)		-	1	2	3
	Exploit Endangered Adult (35-46-1-12)		-	1	-	1
	Fail to Stop Accident w/Injury (9-26-1-1)		-	-	-	2
	Failure to Appear (35-44-3-6)		-	1	-	1
	Failure to Register as a Sex Offender (11-8-8-17)		-	-	-	1
	Failure to Return to Lawful Detention (35-44-3-5)		-	2	-	3
	Intimidation (35-45-2-1)		2	-	2	-
	Involuntary Manslaughter (35-42-1-4)		-	-	-	1
	Maintaining a Common Nuisance (35-48-4-13)		-	1	-	2
	Neglect of a Dependent (35-46-1-4)		-	-	-	1
	Non-Support of a Child (35-46-1-5)		-	2	1	9
	Operating Vehicle Intox-Prior (9-30-5-3)		-	1	1	3
	Operating Vehicle Intoxicated-Endanger (9-30-5-2)		-	-	-	1
	Poss. of Marijuana, Hash Oil, or Hashish (35-48-4-11)		-	1	-	3
	Possession - Syringe/Needle (16-42-19-18)		-	-	1	-
	Possession of Cocaine or Narcotic Drug (35-48-4-6)		-	-	-	4
	Possession of Controlled Substance (35-48-4-7)		-	1	2	8
	Possession of Meth(35-48-4-6.1)		-	2	2	4
	Possession of Precursors (35-48-4-14.5)		-	2	-	2
	Residential Entry (35-43-2-1.5)		-	-	-	1
	Resisting Law Enforcement (35-44-3-3)		-	1	-	6
	Sexual Battery (35-42-4-8)		-	2	-	5
	Sexual Misconduct with a Minor (35-42-4-9)		-	-	-	1
	Theft, Receiving Stolen Property (35-43-4-2)		-	5	1	38
	Welfare Fraud (35-43-5-7)		-	-	-	2
D Felony Total			5	26	18	117

Felony Level	Primary Offense	Secondary Offense	Apr-19		This Calendar Year	
			SEX		SEX	
			F	M	F	M
Level 1 Felony	Aggravated Battery (35-42-2-1.5)		-	-	-	1
	Attempt to Commit a Felony (35-41-5-1)	Murder (35-42-1-1)	1	2	2	8
	Burglary (35-43-2-1)		-	3	-	3
	Child Molesting (35-42-4-3)		-	11	-	41
	Neglect of a Dependent/Death (35-46-1-4)		1	-	1	1
	Rape (35-42-4-1)		-	3	-	5
Level 1 Felony Total			2	19	3	59

Felony Level	Primary Offense	Secondary Offense	Apr-19		This Calendar Year	
			SEX		SEX	
			F	M	F	M
Level 2 Felony	Aiding, Inducing or Causing an Offense (35-41-2-4)	Dealing Cocaine or Narcotic Drug (35-48-4-1)	1	-	1	-
		Robbery (35-42-5-1)	-	-	-	1
	Arson (35-43-1-1)		-	-	1	-
	Attempt to Commit a Felony (35-41-5-1)	Robbery (35-42-5-1)	1	-	1	2
		Voluntary Manslaughter (35-42-1-3)	-	-	-	1
	Battery (35-42-2-1)		-	1	-	2
	Burglary (35-43-2-1)		-	2	-	4
	Child Molesting (35-42-4-3)		-	-	-	1
	Conspiracy (35-41-5-2)	Burglary (35-43-2-1)	-	-	-	2
		Dealing Methamphetamine (35-48-4-1.1)	-	1	-	2
	Criminal Confinement (35-42-3-3)		-	-	1	-
	Dealing Cocaine or Narcotic Drug (35-48-4-1)		-	8	2	47
	Dealing Methamphetamine (35-48-4-1.1)		5	17	16	60
	Dealing Sched I, II, or III Cntrl'd Sub (35-48-4-2)		-	2	-	3
	Resisting Law Enforcement (35-44.1-3-1)		-	-	-	1
	Robbery (35-42-5-1)		-	1	-	8
	Voluntary Manslaughter (35-42-1-3)		-	3	2	6
Level 2 Felony Total			7	35	24	140

Felony Level	Primary Offense	Secondary Offense	Apr-19		This Calendar Year		
			SEX		SEX		
			F	M	F	M	
Level 3 Felony	Accident/Failure to Stop-Serious Inj/Death (9-26-1-1.1)		-	2	-	2	
		Aggravated Battery (35-42-2-1.5)	-	6	4	34	
	Aiding, Inducing or Causing an Offense (35-41-2-4)	Firearm Enhancement (35-50-2-11)	-	-	-	1	
		Dealing Methamphetamine (35-48-4-1.1)	-	-	1	1	
		Robbery (35-42-5-1)	-	-	-	3	
	Arson (35-43-1-1)		-	-	-	1	
		Attempt to Commit a Felony (35-41-5-1)	Aggravated Battery (35-42-2-1.5)	-	-	-	1
			Kidnapping (35-42-3-2)	-	-	-	1
			Rape (35-42-4-1)	-	-	-	2
			Robbery (35-42-5-1)	-	2	1	4
	Battery (35-42-2-1)			1	-	1	4
	Burglary (35-43-2-1)			1	1	2	6
	Child Molesting (35-42-4-3)			-	4	-	11
	Conspiracy (35-41-5-2)		Burglary (35-43-2-1)	-	-	-	1
			Robbery (35-42-5-1)	-	-	-	1
	Criminal Confinement (35-42-3-3)			-	6	1	13
	Dealing Cocaine or Narcotic Drug (35-48-4-1)			-	8	4	28
	Dealing Methamphetamine (35-48-4-1.1)			3	16	13	56
	Dealing Sched I, II, or III Cntrl'd Sub (35-48-4-2)			2	-	2	2
	Dealing Sched IV Cntrl'd Sub (35-48-4-3)			-	2	-	2
	Domestic Battery SBI Under 14 (35-42-2-1.3A)			-	1	-	2
	Kidnapping (35-42-3-2)			-	-	-	8
	Manufacturing Meth (35-48-4-1.2)			-	-	-	2
	Neglect of a Dependent/Death (35-46-1-4)			3	2	7	3
	Possession of Cocaine or Narcotic Drug (35-48-4-6)			1	1	1	6
	Possession of Meth (35-48-4-6.1)			2	10	4	23
	Rape (35-42-4-1)			-	4	-	14
	Robbery (35-42-5-1)			4	31	13	109
	Vicarious Sexual Gratification (35-42-4-5)			-	1	-	1
	Level 3 Felony Total			17	97	54	342

Felony Level	Primary Offense	Secondary Offense	Apr-19		This Calendar Year		
			SEX		SEX		
			F	M	F	M	
Level 4 Felony	Aiding, Inducing or Causing an Offense (35-41-2-4)	Dealing Methamphetamine (35-48-4-1.1)	-	-	2	2	
		Possession of Meth (35-48-4-6.1)	-	-	1	-	
	Arson (35-43-1-1)		2	2	3	10	
		Attempt to Commit a Felony (35-41-5-1)	Burglary (35-43-2-1)	-	1	-	1
			Pharmacy Robbery (35-45-5-1B)	-	1	-	1
	Burglary (35-43-2-1)			6	42	19	141
	Child Exploitation (35-42-4-4)			-	-	-	4
	Child Molesting (35-42-4-3)			1	10	1	46
	Child Solicitation (35-42-4-6)			-	-	-	1
	Conspiracy (35-41-5-2)		Burglary (35-43-2-1)	-	-	-	2
			Conspiracy (35-41-5-2)	-	-	-	1
			Dealing Cocaine or Narcotic Drug (35-48-4-1)	-	-	1	-
			Dealing Methamphetamine (35-48-4-1.1)	1	-	1	1
	Dealing Cocaine or Narcotic Drug (35-48-4-1)			3	5	7	31
	Dealing Methamphetamine (35-48-4-1.1)			12	15	25	73
	Dealing Sched I, II, or III Cntrl'd Sub (35-48-4-2)			2	1	3	3
	Dealing Sched IV Controlled Substance (35-48-4-3)			-	-	-	1
	Felon in Possession of a Firearm (35-47-4-5)			1	38	4	112
	Human Sexual Trafficking (35-42-3-5-1)			-	-	-	1
	Incest (35-46-1-3)			-	-	-	2
	Manufacturing Meth (35-48-4-1.2)			1	-	1	2
	Operating Vehicle Intoxicated/Death (9-30-5-5)			-	-	3	1
	Pharmacy Robbery (35-42-5-1(b))			1	-	1	-
	Possession of Cocaine or Narcotic Drug (35-48-4-6)			-	4	1	11
	Possession of Meth (35-48-4-6.1)			5	6	11	28
	Sexual Battery (35-42-4-8)			-	-	-	1
	Sexual Misconduct with a Minor (35-42-4-9)			-	5	2	23
Stalking (35-45-10-5)			-	-	-	1	
Vicarious Sexual Gratification (35-42-4-5)			-	6	-	7	
Level 4 Felony Total			35	136	86	507	

Felony Level	Primary Offense	Secondary Offense	Apr-19		This Calendar Year		
			SEX		SEX		
			F	M	F	M	
Level 5 Felony	Accident/Failure to Stop-Serious Inj/Death (9-26-1-8)		-	1	-	1	
		Aiding, Inducing or Causing an Offense (35-41-2-4)	Burglary (35-43-2-1)	-	-	-	2
			Dealing Cocaine or Narcotic Drug (35-48-4-1)	-	1	1	1
			Dealing Methamphetamine (35-48-4-1.1)	-	-	1	-
			Dealing in Methamphetamine (35-48-4-1.1)	-	-	-	1
			Escape (35-44.1-3-4)	-	-	1	-

Felony Level	Primary Offense	Secondary Offense	Apr-19		This Calendar Year	
			SEX		SEX	
			F	M	F	M
Level 5 Felony (cont'd)		Robbery (35-42-5-1)	-	1	-	1
	Assisting a Criminal (35-44.1-2-5)		1	2	1	6
	Attempt to Commit a Felony (35-41-5-1)	Battery (35-42-2-1)	-	-	1	1
		Fraud on Financial Institution (35-43-5-8)	-	-	1	2
		Robbery (35-42-5-1)	-	-	-	4
	Auto Theft, Receiving Stolen Parts (35-43-4-2.5)		-	3	-	6
	Battery (35-42-2-1)		4	46	22	147
	Bribery (35-44.1-1-2)		-	-	1	1
	Burglary (35-43-2-1)		6	43	15	141
	Child Exploitation (35-42-4-4)		-	7	-	19
	Child Pornography (35-42-4-4(C))		-	-	-	9
	Child Possession of a Firearm (35-47-10-5)		-	-	-	1
	Child Seduction (35-42-4-7)		-	-	-	1
	Child Solicitation (35-42-4-6)		1	1	2	12
	Conspiracy (35-41-5-2)	Burglary (35-43-2-1)	-	1	-	1
		Child Exploitation (35-42-4-4)	-	-	-	1
		Dealing Cocaine or Narcotic Drug (35-48-4-1)	-	1	2	2
		Fraud on Financial Institution (35-43-5-8)	-	-	-	2
		Robbery (35-42-5-1)	-	-	-	1
		Trafficking with an Inmate (35-44.1-3-5)	-	-	-	3
	Conversion (35-43-4-3)		1	-	1	-
	Corrupt Business Influence (35-45-6-2)		1	-	3	9
	Criminal Confinement (35-42-3-3)		-	6	-	22
	Criminal Gang Enhancement (35-50-2-15)		-	1	-	1
	Criminal Recklessness (35-42-2-2)		1	6	1	16
	Dealing Cocaine or Narcotic Drug (35-48-4-1)		4	16	13	58
	Dealing Marijuana, Hash Oil, or Hashish (35-48-4-10)		-	-	-	3
	Dealing Methamphetamine (35-48-4-1.1)		6	26	28	80
	Dealing Sched I, II, or III Cntrl'd Sub (35-48-4-2)		-	3	2	6
	Dealing Sched IV Cntrl'd Sub (35-48-4-3)		-	-	1	3
	Dealing in Methamphetamine (35-48-4-1.1)		10	17	27	73
	Dealing/Poss. Look-Alike Subs (35-48-4-4.6)		-	3	2	7
	Disarm/Attempt to Disarm an Officer (35-44.1-3-2)		-	1	-	5
	Domestic Battery (35-42-2-1.3)		1	12	5	60
	Escape (35-44.1-3-4)		2	5	7	21
	Fail to Stop Acc Death (9-26-1-1.1)		-	2	-	7
	Failure to Register as a Sex Offender (11-8-8-17)		1	8	1	46
	Firearm w/in One Mile of School (35-47-2-1)		1	32	7	114
	Fraud on Financial Institution (35-43-5-8)		9	2	16	17
	Incest (35-46-1-3)		-	-	1	-
	Intimidation (35-45-2-1)		-	9	2	42
	Involuntary Manslaughter (35-42-1-4)		-	1	-	2
	Kidnapping (35-42-3-2)		-	2	-	4
	Manufacture Destruct Device (35-47.5-5-2)		-	-	-	1
	Neglect of a Dependent/Death (35-46-1-4)		1	3	3	11
	Non-Support of Dependent Child (35-46-1-5)		-	1	-	3
	Obliterating Handgun I.D. (35-47-2-18)		-	4	1	8
	Obstruction of Justice (35-44.1-2-2)		-	4	-	7
	Oper Veh Aft Life Susp (9-30-10-17)		-	17	5	78
	Operating Vehicle Intoxicated-Contrl'd Sub (9-30-5-1)		-	1	-	2
		Habitual Offender Controlled Substance (35-50-2-10)	-	-	-	1
	Operating Vehicle Intoxicated/Death (9-30-5-5)		-	1	-	3
	Operating Vehicle Intoxicated/Injury (9-30-5-4)		-	1	-	2
	Possession of Cocaine or Narcotic Drug 35-48-4-6		-	10	6	39
	Possession of Dangerous Device (35-44.1-3-7)		-	-	-	1
	Possession of Precursors (35-48-4-14.5)		-	-	-	1
	Possession of Syringes or Needles (16-42-19-18)		-	-	3	4
	Possession/Use of Legend Drug (16-42-19-13)		-	-	-	1
	Promoting Prostitution (35-45-4-4)		-	-	-	1
	Prov Gun to Inel Per (35-47-2.5-16)		-	-	-	1
	Reckless Homicide (35-42-1-5)		1	4	2	6
	Resisting Law Enforcement (35-44.1-3-1)		-	-	-	1
	Robbery (35-42-5-1)		1	21	6	70
	Sexual Misconduct with a Minor (35-42-4-9)		-	14	-	30
	Stalking (35-45-10-5)		1	3	1	9
	Strangulation (35-42-2-9)		-	-	-	1
	Theft, Receiving Stolen Property (35-43-4-2)		-	8	2	25
	Trafficking with an Inmate (35-44.1-3-5)		3	3	7	14
	Vicarious Sexual Gratification (35-42-4-5)		-	-	-	1
Level 5 Felony Total			56	354	201	1283

Felony Level	Primary Offense	Secondary Offense	Apr-19		This Calendar Year	
			SEX		SEX	
			F	M	F	M
Level 6 Felony	Accident/Failure to Stop-Serious Inj/Death (9-26-1-8)		-	-	-	1
	Aiding in Manufacture of Sch II Cont Subst (35-48-4-2)		-	1	1	1
	Assisting a Criminal (35-44.1-2-5)		-	2	-	2

Felony Level	Primary Offense	Secondary Offense	Apr-19		This Calendar Year		
			SEX		SEX		
			F	M	F	M	
Level 6 Felony (cont'd)	Attempt to Commit a Felony (35-41-5-1)	Attempted/Obstruction of Justice (35-41-5-1)	-	-	1	-	
		Battery (35-42-2-1)	-	-	-	1	
	Auto Theft, Receiving Stolen Parts (35-43-4-2.5)		-	15	3	47	
	Battery 35-42-2-1		1	8	4	27	
	Child Exploitation (35-42-4-4)		-	-	-	1	
	Conspiracy (35-41-5-2)	Attempted/Obstruction of Justice (35-41-5-1)	-	-	-	1	
	Controlled Substance Registration (35-48-4-14)		-	-	2	-	
	Criminal Confinement (35-42-3-3)		-	4	-	10	
	Criminal Confinement (35-42-3-3)		-	11	2	42	
	Criminal Gang Enhancement (35-50-2-15)		-	2	-	2	
	Criminal Mischief (35-43-1-2)		1	2	3	2	
	Criminal Recklessness (35-42-2-2)		1	2	3	14	
	Criminal Trespass (35-43-2-2)		-	-	-	1	
	Damage Orig/Spec ID (35-43-6.5-1)		-	-	-	1	
	Dealing Marijuana, Hash Oil, or Hashish (35-48-4-10)		-	4	-	10	
	Dealing Sched I, II, or III Cntrl Sub (35-48-4-2(A))		-	1	-	2	
	Dealing Subs. Represent as Cntrl Sub. (35-48-4-4.5)		-	-	1	4	
	Dealing/Poss. Look-Alike Subs (35-48-4-10.5)		-	1	-	4	
	Dealing/Poss. Look-Alike Subs (35-48-4-11.5)		-	4	-	8	
	Dissemination of Matter Harmful to Minor (35-49-3-3)		1	-	1	1	
	Escape 35-44.1-3-4		7	23	23	83	
	Fail to Reg Sex Off (11-8-8-17)		1	2	1	7	
	Failure to Appear (35-44.1-2-9)		-	-	1	3	
	Failure to Return to Acc Result Serious Inj (9-26-1-1(2))		-	-	-	1	
	Forgery, Counterfeiting, Application Fraud (35-43-5-2)		10	15	15	36	
	Habitual Offender (35-50-2-8)		-	-	1	-	
	Habitual Veh Subst Offender Enhance (9-30-15.5-2)		-	-	-	1	
	Identity Deception (35-43-5-3.5)		1	1	2	1	
	Impersonation of a Public Servant (35-44-2-3)		-	-	-	1	
	Insurance Fraud (35-43-5-4.5)		2	4	6	9	
	Intimidation (35-45-2-1)		-	5	1	22	
	Invasion of Privacy (35-46-1-15.1)		-	9	-	16	
	Kidnapping (35-42-3-2)		-	-	-	1	
	Maintain Common Nuisance (35-45-2-1(c))		2	4	8	17	
	Maintaining Common Nuisance (35-48-4-13)		-	4	-	9	
	Money Laundering (35-45-15-5)		-	-	-	1	
	Neglect of a Dependent/Death (35-46-1-4)		5	4	7	11	
	Non-Support of Dependent Child (35-46-1-5)		-	2	1	6	
	Obstruction of Justice (35-44.1-2-2)		1	5	1	12	
	Oper Vehicle-Intox-Prev Conv (9-30-5-3)		1	4	2	17	
			Habitual Offender Controlled Substance (35-50-2-10)	-	-	1	2
	Operating Vehicle Intoxicated-Contrlld Sub (9-30-5-1)			-	2	-	5
			Habitual Offender (35-50-2-8)	-	1	-	1
			Habitual Offender Controlled Substance (35-50-2-10)	-	-	-	1
	Operating Vehicle Intoxicated-Endanger (9-30-5-2)			1	3	3	15
			Habitual Offender Controlled Substance (35-50-2-10)	-	-	-	2
	Operating Vehicle Intoxicated/Injury (9-30-5-4)			-	3	-	7
	Operating Vehicle-Habitual Violation (9-30-10-16)			3	7	3	22
			Habitual Offender Controlled Substance (35-50-2-10)	-	-	-	1
	Perjury (35-44.1-2-1)			-	1	-	2
	Pointing a Firearm (35-47-4-3)			-	5	-	10
	Poss Paraphernalia (35-48-4-8.3)			-	-	1	-
	Poss Precursors (35-48-4-14.5)			-	1	4	3
	Possession Sched IV Contrl Sub w/in 1,000 ft (35-48-4-7)			1	1	1	7
	Possession of Child Pornography (35-42-4-4(C))			-	3	-	5
	Possession of Cocaine or Narcotic Drug (35-48-4-6)			6	17	14	49
	Possession of Marijuana (35-48-4-11)			-	2	-	2
	Possession of Meth(35-48-4-6.1)			11	45	53	138
			Habitual Offender (35-50-2-8)	-	1	-	1
	Possession of Syringes or Needles (16-42-19-18)			14	35	46	75
	Possession or Use of Legend Drug (16-42-19-13)			3	3	9	6
	Prostitution (35-45-4-2)			-	-	1	-
	Residential Entry (35-43-2-1.5)			2	6	5	24
	Resisting Law Enforce (35-44.1-3-1)			2	26	7	90
	Sexual Battery (35-42-4-8)			-	1	-	4
	Sexual Conduct in Presence of a Minor (35-42-4-5c)			-	-	-	1
	Sexual Misconduct with a Minor (35-42-4-9)			-	1	-	2
	Stalking (35-45-10-5)			-	1	-	3
	Strangulation (35-42-2-9)			-	2	-	14
	Synthetic ID Deception (35-43-5-3.8)			1	2	1	4
	Theft, Receiving Stolen Property (35-43-4-2)			24	32	46	164
	Unlawful Entry by Sex Offender (35-42-4-14)			-	-	-	1
	Level 6 Felony Total			102	340	285	1097

Felony Level	Primary Offense	Secondary Offense	Apr-19		This Calendar Year	
			SEX		SEX	
			F	M	F	M
Murder	Murder (35-42-1-1)		-	13	5	36
		Firearm Enhancement (35-50-2-11)	-	1	-	3
Murder Total			0	14	5	39

Felony Level	Primary Offense	Secondary Offense	Apr-19		This Calendar Year	
			SEX		SEX	
			F	M	F	M
Habitual Offender	Habitual Offender (35-50-2-8)		-	2	-	5
	Habitual Offender Controlled Substance (35-50-2-10)		-	-	-	1
Habitual Offender Total			0	2	0	6

			Apr-19		This Calendar Year	
			SEX		SEX	
			F	M	F	M
Grand Total			233	1113	724	3965

Note: Offense data may not be available for all offenders at the time this table was prepared.
Only new commitments and probation violations are reported on this table.
Parole and Community Transition Program violators are excluded on this table.
Source: SAS - all.citations_mso.pgm

Indiana Department of Correction
 Table 12
 Number of New Admissions by Most Serious Offense
 Committed to the Indiana Department of Correction

April 2019

Felony Level	Primary Offense	Secondary Offense	Apr-19		This Calendar Year	
			SEX		SEX	
			F	M	F	M
A Felony	Burglary (35-43-2-1)		-	2	-	2
	Child Molesting (35-42-4-3)		-	3	-	8
	Dealing Cocaine or Narcotic Drug (35-48-4-1)		-	4	-	11
	Dealing Methamphetamine (35-48-4-1.1)		3	-	3	1
	Possession of Cocaine or Narcotic Drug (35-48-4-6)		-	-	-	1
	Robbery (35-42-5-1)		-	1	-	1
	Voluntary Manslaughter (35-42-1-3)		-	-	-	3
A Felony Total			3	10	3	27

Felony Level	Primary Offense	Secondary Offense	Apr-19		This Calendar Year	
			SEX		SEX	
			F	M	F	M
B Felony	Aggravated Battery (35-42-2-1.5)		-	-	-	2
	Arson (35-43-1-1)		-	-	-	3
	Battery (35-42-2-1)		-	2	-	3
	Burglary (35-43-2-1)		-	7	2	39
	Carjacking (35-42-5-2)		-	-	-	1
	Child Molesting (35-42-4-3)		-	1	-	6
	Criminal Confinement (35-42-3-3)		-	-	-	1
	Dealing Cocaine or Narcotic Drug (35-48-4-1)		1	6	3	30
	Dealing Methamphetamine (35-48-4-1.1)		4	10	11	28
	Dealing Sched I, II, or III Cntrl'd Sub (35-48-4-2)		-	4	6	12
	Felon in Possession of a Firearm (35-47-4-5)		-	1	1	4
	Incest (35-46-1-3)		-	-	-	1
	Neglect of a Dependent (35-46-1-4)		-	-	-	2
	Operating Vehicle Intoxicated/Death (9-30-5-5)		-	-	-	2
	Possession Methamphetamine (35-48-4-6.1)		-	-	-	2
	Possession of Cocaine or Narcotic Drug (35-48-4-6)		-	1	2	2
	Rape (35-42-4-1)		-	-	-	2
	Robbery (35-42-5-1)		-	7	1	20
Sexual Misconduct with a Minor (35-42-4-9)		-	2	-	4	
B Felony Total			5	41	26	164

Felony Level	Primary Offense	Secondary Offense	Apr-19		This Calendar Year	
			SEX		SEX	
			F	M	F	M
C Felony	Battery (35-42-2-1)		-	-	-	5
	Burglary (35-43-2-1)		-	3	-	13
	Child Exploitation (35-42-4-4)		-	1	-	1
	Child Molesting (35-42-4-3)		-	4	-	14
	Corrupt Business Influence (35-45-6-2)		-	-	-	3
	Criminal Recklessness (35-42-2-2)		-	-	1	-
	Dealing Marijuana, Hash Oil, or Hashish (35-48-4-10)		-	-	-	1
	Dealing Sched IV Controlled Substance (35-48-4-3)		-	-	1	1
	Driving After Forfeiture (9-12-3-2)		-	-	-	1
	Failure to Register as a Sex Offender (11-8-8-17)		-	-	-	1
	Firearm w/in One Mile of School (35-47-2-1)		-	1	-	2
	Forgery (35-43-5-2)		-	3	1	7
	Fraud on Financial Institution (35-43-5-8)		-	-	-	1
	Handgun Violation (35-47-2-7)		-	1	-	1
	Neglect of a Dependent (35-46-1-4)		-	-	1	-
	Non-Support of Dependent Child (35-46-1-5)		-	5	1	15
	Oper Veh Intox Prev Conv (9-30-5-2)		-	-	1	-
	Operating Vehicle w/Lifetime Suspension (9-30-10-17)		-	-	-	5
	Operating Vehicle-Habitual Violation (9-30-10-16)		-	1	-	2
	Possession Methamphetamine (35-48-4-6.1)		-	-	-	1
	Possession of Cocaine or Narcotic Drug (35-48-4-6)		-	1	1	2
	Possession of Precursors (35-48-4-14.5)		-	-	-	2
	Robbery (35-42-5-1)		-	-	-	5
Sexual Misconduct with a Minor (35-42-4-9)		-	-	-	3	
C Felony Total			0	20	7	86

Felony Level	Primary Offense	Secondary Offense	Apr-19		This Calendar Year	
			SEX		SEX	
			F	M	F	M
D Felony	Auto Theft, Receiving Stolen Parts (35-43-4-2.5)		-	1	-	1
	Battery (35-42-2-1)		-	-	-	1
	Criminal Mischief (35-43-1-2)		-	-	1	-
	Dealing/Poss. Look-Alike Subs (35-48-4-11.5)		-	-	1	-
	Driving While Suspended/Oper Veh HTV (9-30-10-16)		-	1	1	2
	Exploit Endangered Adult (35-46-1-12)		-	1	-	1
	Failure to Return to Lawful Detention (35-44-3-5)		-	-	-	1
	Neglect of a Dependent (35-46-1-4)		-	-	-	1
	Non-Support of a Child (35-46-1-5)		-	1	-	3
	Operating Vehicle Intox-Prior (9-30-5-3)		-	-	-	2
	Poss. of Marijuana, Hash Oil, or Hashish (35-48-4-11)		-	1	-	2
	Possession - Syringe/Needle (16-42-19-18)		-	-	1	-
	Possession of Cocaine or Narcotic Drug (35-48-4-6)		-	-	-	3
	Possession of Controlled Substance (35-48-4-7)		-	-	-	5
	Possession of Meth(35-48-4-6.1)		-	-	2	1
	Residential Entry (35-43-2-1.5)		-	-	-	1
	Resisting Law Enforcement (35-44-3-3)		-	-	-	1
	Sexual Battery (35-42-4-8)		-	1	-	3
Theft, Receiving Stolen Property (35-43-4-2)		-	3	-	19	
Welfare Fraud (35-43-5-7)		-	-	-	1	
D Felony Total			0	9	6	48

Felony Level	Primary Offense	Secondary Offense	Apr-19		This Calendar Year	
			SEX		SEX	
			F	M	F	M
Level 1 Felony	Aggravated Battery (35-42-2-1.5)		-	-	-	1
	Attempt to Commit a Felony (35-41-5-1)	Murder (35-42-1-1)	1	1	1	4
	Burglary (35-43-2-1)		-	3	-	3
	Child Molesting (35-42-4-3)		-	6	-	24
	Neglect of a Dependent/Death (35-46-1-4)		1	-	1	1
	Rape (35-42-4-1)		-	3	-	5
Level 1 Felony Total			2	13	2	38

Felony Level	Primary Offense	Secondary Offense	Apr-19		This Calendar Year	
			SEX		SEX	
			F	M	F	M
Level 2 Felony	Aiding, Inducing or Causing an Offense (35-41-2-4)	Dealing Cocaine or Narcotic Drug (35-48-4-1)	1	-	1	-
		Robbery (35-42-5-1)	-	-	-	1
	Arson (35-43-1-1)		-	-	1	-
	Attempt to Commit a Felony (35-41-5-1)	Robbery (35-42-5-1)	1	-	1	2
		Voluntary Manslaughter (35-42-1-3)	-	-	-	1
	Battery (35-42-2-1)		-	1	-	1
	Burglary (35-43-2-1)		-	1	-	3
	Child Molesting (35-42-4-3)		-	-	-	1
	Conspiracy (35-41-5-2)	Burglary (35-43-2-1)	-	-	-	2
		Dealing Methamphetamine (35-48-4-1.1)	-	-	-	1
	Criminal Confinement (35-42-3-3)		-	-	1	-
	Dealing Cocaine or Narcotic Drug (35-48-4-1)		-	8	1	36
	Dealing Methamphetamine (35-48-4-1.1)		5	17	14	59
	Dealing Sched I, II, or III Cntrl Sub (35-48-4-2)		-	2	-	2
	Resisting Law Enforcement (35-44-1-3-1)		-	-	-	1
	Robbery (35-42-5-1)		-	1	-	6
	Voluntary Manslaughter (35-42-1-3)		-	3	2	6
	Level 2 Felony Total			7	33	21

Felony Level	Primary Offense	Secondary Offense	Apr-19		This Calendar Year	
			SEX		SEX	
			F	M	F	M
Level 3 Felony	Accident/Failure to Stop-Serious Inj/Death (9-26-1-1.1)		-	2	-	2
	Aggravated Battery (35-42-2-1.5)		-	4	4	28
	Aiding, Inducing or Causing an Offense (35-41-2-4)	Dealing Methamphetamine (35-48-4-1.1)	-	-	1	1
		Robbery (35-42-5-1)	-	-	-	2
	Arson (35-43-1-1)		-	-	-	1
	Attempt to Commit a Felony (35-41-5-1)	Aggravated Battery (35-42-2-1.5)	-	-	-	1
		Kidnapping (35-42-3-2)	-	-	-	1
		Rape (35-42-4-1)	-	-	-	1
		Robbery (35-42-5-1)	-	1	1	3
	Battery (35-42-2-1)		1	-	1	4
	Burglary (35-43-2-1)		1	1	2	6
	Child Molesting (35-42-4-3)		-	4	-	11
	Conspiracy (35-41-5-2)	Burglary (35-43-2-1)	-	-	-	1
		Robbery (35-42-5-1)	-	-	-	1
	Criminal Confinement (35-42-3-3)		-	4	-	7
	Dealing Cocaine or Narcotic Drug (35-48-4-1)		-	5	4	19
	Dealing Methamphetamine (35-48-4-1.1)		3	14	13	45
	Dealing Sched I, II, or III Cntrl Sub (35-48-4-2)		2	-	2	2

Felony Level	Primary Offense	Secondary Offense	Apr-19		This Calendar Year	
			SEX		SEX	
			F	M	F	M
Level 3 Felony (cont'd)	Dealing Sched IV Cntrl'd Sub (35-48-4-3)		-	2	-	2
	Domestic Battery SBI Under 14 (35-42-2-1.3A)		-	1	-	2
	Kidnapping (35-42-3-2)		-	-	-	2
	Manufacturing Meth (35-48-4-1.2)		-	-	-	2
	Neglect of a Dependent/Death (35-46-1-4)		2	1	6	2
	Possession of Cocaine or Narcotic Drug (35-48-4-6)		1	-	1	4
	Possession of Meth (35-48-4-6.1)		1	10	3	20
	Rape (35-42-4-1)		-	4	-	10
Robbery (35-42-5-1)		4	26	9	91	
Level 3 Felony Total			15	79	47	271

Felony Level	Primary Offense	Secondary Offense	Apr-19		This Calendar Year		
			SEX		SEX		
			F	M	F	M	
Level 4 Felony	Aiding, Inducing or Causing an Offense (35-41-2-4)	Dealing Methamphetamine (35-48-4-1.1)	-	-	2	2	
		Possession of Meth (35-48-4-6.1)	-	-	1	-	
			2	2	3	10	
	Arson (35-43-1-1)	Burglary (35-43-2-1)	-	1	-	1	
		Pharmacy Robbery (35-45-5-1B)	-	1	-	1	
	Attempt to Commit a Felony (35-41-5-1)	Burglary (35-43-2-1)	5	36	18	124	
			-	-	-	2	
	Burglary (35-43-2-1)		1	5	1	29	
	Child Exploitation (35-42-4-4)		-	-	-	1	
	Child Molesting (35-42-4-3)		-	-	-	1	
	Child Solicitation (35-42-4-6)		-	-	-	1	
	Conspiracy (35-41-5-2)	Burglary (35-43-2-1)	-	-	-	1	
		Conspiracy (35-41-5-2)	-	-	-	1	
		Dealing Cocaine or Narcotic Drug (35-48-4-1)	-	-	1	-	
	Dealing Cocaine or Narcotic Drug (35-48-4-1)	Dealing Methamphetamine (35-48-4-1.1)	1	-	1	1	
	Dealing Methamphetamine (35-48-4-1.1)		3	5	5	23	
	Dealing Sched I, II, or III Cntrl'd Sub (35-48-4-2)		11	13	24	62	
	Felon in Possession of a Firearm (35-47-4-5)		2	1	3	3	
	Human Sexual Trafficking (35-42-3-5-1)		1	28	3	84	
	Manufacturing Meth (35-48-4-1.2)		-	-	-	1	
	Operating Vehicle Intoxicated/Death (9-30-5-5)		1	-	1	2	
	Pharmacy Robbery (35-42-5-1(b))		-	-	2	1	
	Possession of Cocaine or Narcotic Drug (35-48-4-6)		1	-	1	-	
	Possession of Meth (35-48-4-6.1)		-	3	1	8	
	Sexual Battery (35-42-4-8)		5	5	10	23	
	Sexual Misconduct with a Minor (35-42-4-9)		-	-	-	1	
	Stalking (35-45-10-5)		-	2	2	18	
	Vicarious Sexual Gratification (35-42-4-5)		-	-	-	1	
	Level 4 Felony Total			33	103	79	401

Felony Level	Primary Offense	Secondary Offense	Apr-19		This Calendar Year	
			SEX		SEX	
			F	M	F	M
Level 5 Felony	Accident/Failure to Stop-Serious Inj/Death (9-26-1-8)		-	1	-	1
		Aiding, Inducing or Causing an Offense (35-41-2-4)		-	-	-
	Assisting a Criminal (35-44.1-2-5)	Burglary (35-43-2-1)	-	-	-	2
		Dealing Cocaine or Narcotic Drug (35-48-4-1)	-	1	-	1
		Dealing in Methamphetamine (35-48-4-1.1)	-	-	-	1
		Escape (35-44.1-3-4)	-	-	1	-
		Robbery (35-42-5-1)	-	1	-	1
	Attempt to Commit a Felony (35-41-5-1)		1	2	1	6
		Battery (35-42-2-1)	-	-	1	1
		Fraud on Financial Institution (35-43-5-8)	-	-	1	1
		Robbery (35-42-5-1)	-	-	-	3
	Auto Theft, Receiving Stolen Parts (35-43-4-2.5)		-	2	-	5
	Battery (35-42-2-1)		4	35	19	118
	Bribery (35-44.1-1-2)		-	-	1	1
	Burglary (35-43-2-1)		5	38	13	114
	Child Exploitation (35-42-4-4)		-	6	-	12
	Child Pornography (35-42-4-4(C))		-	-	-	2
	Child Possession of a Firearm (35-47-10-5)		-	-	-	1
	Child Seduction (35-42-4-7)		-	-	-	1
	Child Solicitation (35-42-4-6)		1	1	2	10
	Conspiracy (35-41-5-2)	Dealing Cocaine or Narcotic Drug (35-48-4-1)	-	1	2	2
		Fraud on Financial Institution (35-43-5-8)	-	-	-	1
		Trafficking with an Inmate (35-44.1-3-5)	-	-	-	2
	Conversion (35-43-4-3)		1	-	1	-
	Corrupt Business Influence (35-45-6-2)		1	-	3	8
	Criminal Confinement (35-42-3-3)		-	2	-	15
	Criminal Recklessness (35-42-2-2)		1	5	1	11
	Dealing Cocaine or Narcotic Drug (35-48-4-1)		4	15	11	43
	Dealing Marijuana, Hash Oil, or Hashish (35-48-4-10)		-	-	-	2
	Dealing Methamphetamine (35-48-4-1.1)		5	20	24	64
	Dealing Sched I, II, or III Cntrl'd Sub (35-48-4-2)		-	2	1	4

Felony Level	Primary Offense	Secondary Offense	Apr-19		This Calendar Year	
			SEX		SEX	
			F	M	F	M
Level 5 Felony (cont'd)	Dealing Sched IV Cntrlrd Sub (35-48-4-3)		-	-	1	2
	Dealing in Methamphetamine (35-48-4-1.1)		6	14	19	65
	Dealing/Poss. Look-Alike Subs (35-48-4-4.6)		-	3	1	7
	Disarm/Attempt to Disarm an Officer (35-44.1-3-2)		-	1	-	5
	Domestic Battery (35-42-2-1.3)		1	10	5	54
	Escape (35-44.1-3-4)		2	3	7	17
	Fail to Stop Acc Death (9-26-1-1.1)		-	1	-	5
	Failure to Register as a Sex Offender (11-8-8-17)		1	7	1	36
	Firearm w/in One Mile of School (35-47-2-1)		-	27	6	85
	Fraud on Financial Institution (35-43-5-8)		5	2	9	12
	Incest (35-46-1-3)		-	-	1	-
	Intimidation (35-45-2-1)		-	2	1	25
	Involuntary Manslaughter (35-42-1-4)		-	1	-	2
	Kidnapping (35-42-3-2)		-	2	-	3
	Manufacture Destruct Device (35-47.5-5-2)		-	-	-	1
	Neglect of a Dependent/Death (35-46-1-4)		-	-	2	3
	Non-Support of Dependent Child (35-46-1-5)		-	1	-	3
	Obliterating Handgun I.D. (35-47-2-18)		-	1	-	4
	Obstruction of Justice (35-44.1-2-2)		-	1	-	3
	Oper Veh Aft Life Susp (9-30-10-17)		-	16	4	68
	Operating Vehicle Intoxicated-Contrlrd Sub (9-30-5-1)		-	-	-	1
		Habitual Offender Controlled Substance (35-50-2-10)	-	-	-	1
	Operating Vehicle Intoxicated/Death (9-30-5-5)		-	1	-	3
	Operating Vehicle Intoxicated/Injury (9-30-5-4)		-	1	-	2
	Possession of Cocaine or Narcotic Drug 35-48-4-6		-	5	6	26
	Possession of Precursors (35-48-4-14.5)		-	-	-	1
	Possession of Syringes or Needles (16-42-19-18)		-	-	3	3
	Possession/Use of Legend Drug (16-42-19-13)		-	-	-	1
	Prov Gun to Incl Per (35-47-2.5-16)		-	-	-	1
	Reckless Homicide (35-42-1-5)		1	3	2	4
	Resisting Law Enforcement (35-44.1-3-1)		-	-	-	1
	Robbery (35-42-5-1)		1	16	6	56
	Sexual Misconduct with a Minor (35-42-4-9)		-	7	-	17
	Stalking (35-45-10-5)		1	2	1	8
	Strangulation (35-42-2-9)		-	-	-	1
	Theft, Receiving Stolen Property (35-43-4-2)		-	6	2	14
	Trafficking with an Inmate (35-44.1-3-5)		3	-	7	7
Level 5 Felony Total			44	265	166	980

Felony Level	Primary Offense	Secondary Offense	Apr-19		This Calendar Year	
			SEX		SEX	
			F	M	F	M
Level 6 Felony	Assisting a Criminal (35-44.1-2-5)		-	1	-	1
	Auto Theft, Receiving Stolen Parts (35-43-4-2.5)		-	2	2	10
	Battery 35-42-2-1		-	4	2	12
	Controlled Substance Registration (35-48-4-14)		-	-	1	-
	Criminal Confinement (35-42-3-3)		-	1	-	4
	Criminal Confinement (35-42-3-3)		-	2	1	12
	Criminal Recklessness (35-42-2-2)		-	-	-	2
	Dealing Subs. Represent as Cntrlrd Subs. (35-48-4-4.5)		-	-	-	1
	Dealing/Poss. Look-Alike Subs (35-48-4-10.5)		-	1	-	2
	Dealing/Poss. Look-Alike Subs (35-48-4-11.5)		-	2	-	3
	Dissemination of Matter Harmful to Minor (35-49-3-3)		-	-	-	1
	Escape 35-44.1-3-4		3	8	9	28
	Fail to Reg Sex Off (11-8-8-17)		-	1	-	4
	Forgery, Counterfeiting, Application Fraud (35-43-5-2)		2	7	3	14
	Identity Deception (35-43-5-3.5)		1	-	1	-
	Insurance Fraud (35-43-5-4.5)		1	1	3	4
	Intimidation (35-45-2-1)		-	1	-	6
	Invasion of Privacy (35-46-1-15.1)		-	1	-	3
	Kidnapping (35-42-3-2)		-	-	-	1
	Maintain Common Nuisance (35-45-2-1(c))		-	-	2	1
	Neglect of a Dependent/Death (35-46-1-4)		1	1	1	1
	Non-Support of Dependent Child (35-46-1-5)		-	2	-	5
	Obstruction of Justice (35-44.1-2-2)		-	-	-	2
	Oper Vehicle-Intox-Prev Conv (9-30-5-3)		-	2	1	9
		Habitual Offender Controlled Substance (35-50-2-10)	-	-	1	2
	Operating Vehicle Intoxicated-Contrlrd Sub (9-30-5-1)		-	1	-	3
		Habitual Offender (35-50-2-8)	-	1	-	1
		Habitual Offender Controlled Substance (35-50-2-10)	-	-	-	1
	Operating Vehicle Intoxicated-Endanger (9-30-5-2)		-	2	1	8
		Habitual Offender Controlled Substance (35-50-2-10)	-	-	-	2
	Operating Vehicle Intoxicated/Injury (9-30-5-4)		-	1	-	2
	Operating Vehicle-Habitual Violation (9-30-10-16)		2	2	2	4
		Habitual Offender Controlled Substance (35-50-2-10)	-	-	-	1
	Possession of Cocaine or Narcotic Drug (35-48-4-6)		1	5	5	14
	Possession of Marijuana (35-48-4-11)		-	1	-	1
	Possession of Meth(35-48-4-6.1)		6	21	24	51
	Possession of Syringes or Needles (16-42-19-18)		4	10	10	17

Felony Level	Primary Offense	Secondary Offense	Apr-19		This Calendar Year	
			SEX		SEX	
			F	M	F	M
Level 6 Felony (cont'd)	Possession or Use of Legend Drug (16-42-19-13)		-	-	-	2
	Residential Entry (35-43-2-1.5)		1	1	3	11
	Resisting Law Enforc (35-44.1-3-1)		-	2	1	10
	Sexual Battery (35-42-4-8)		-	-	-	1
	Stalking (35-45-10-5)		-	1	-	2
	Strangulation (35-42-2-9)		-	-	-	2
	Synthetic ID Deception (35-43-5-3.8)		1	1	1	1
	Theft, Receiving Stolen Property (35-43-4-2)		10	15	20	48
	Unlawful Entry by Sex Offender (35-42-4-14)		-	-	-	1
Level 6 Felony Total			33	101	94	311

Felony Level	Primary Offense	Secondary Offense	Apr-19		This Calendar Year	
			SEX		SEX	
			F	M	F	M
Murder	Murder (35-42-1-1)		-	10	4	30
		Firearm Enhancement (35-50-2-11)	-	1	-	3
Murder Total			0	11	4	33

Grand Total	Apr-19		This Calendar Year	
	SEX		SEX	
	F	M	F	M
Grand Total	142	685	455	2481

Note: Offense data may not be available for all offenders at the time this table was prepared.
Only new commitments and probation violations are reported on this table.
Parole and Community Transition Program violators are excluded on this table.
Source: SAS - all.citations_mso.pgm

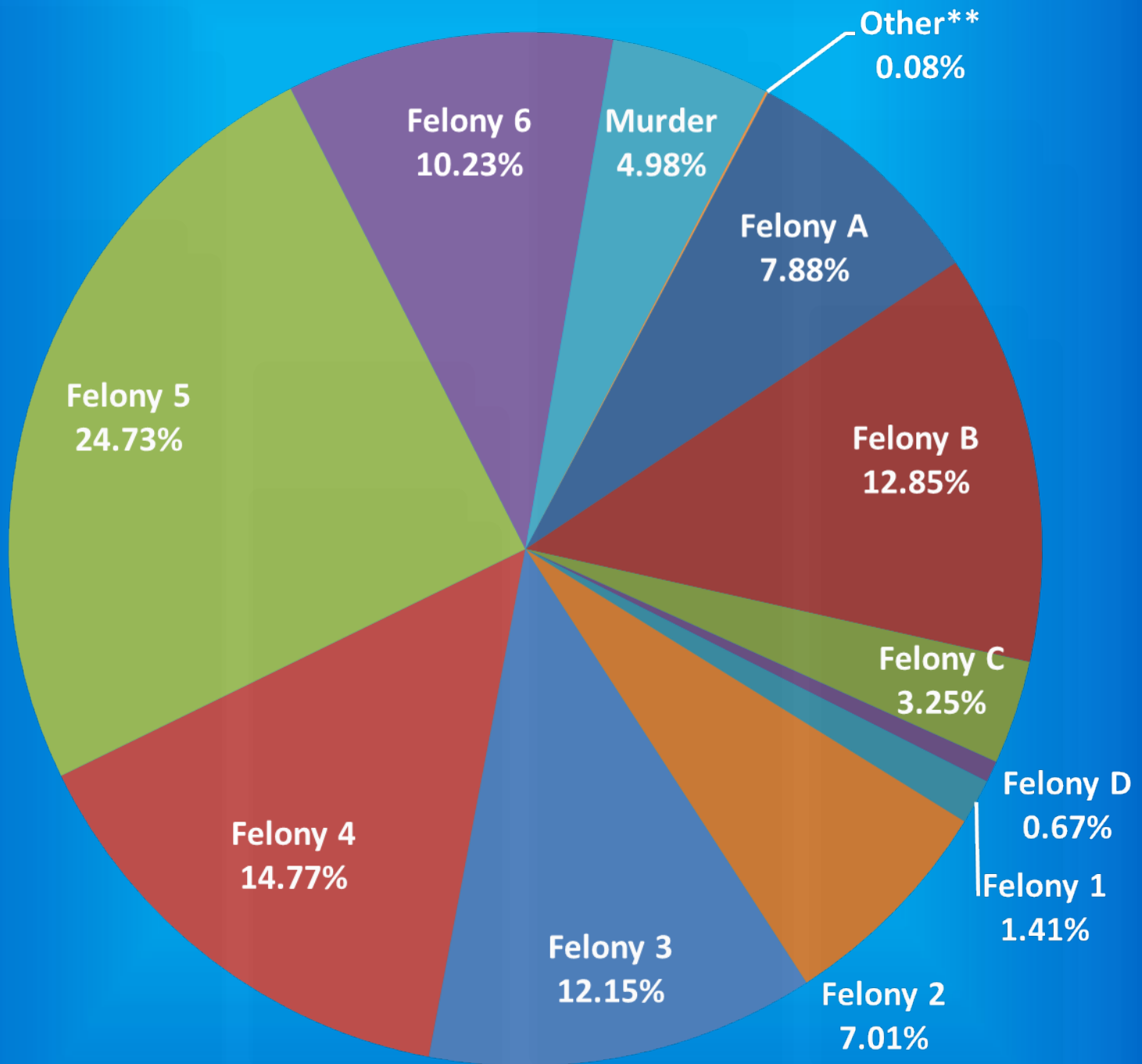
Indiana Department of Correction

Graph A

Female Population by Most Serious Offense Felony Level*

May 01, 2019

N = 2,618



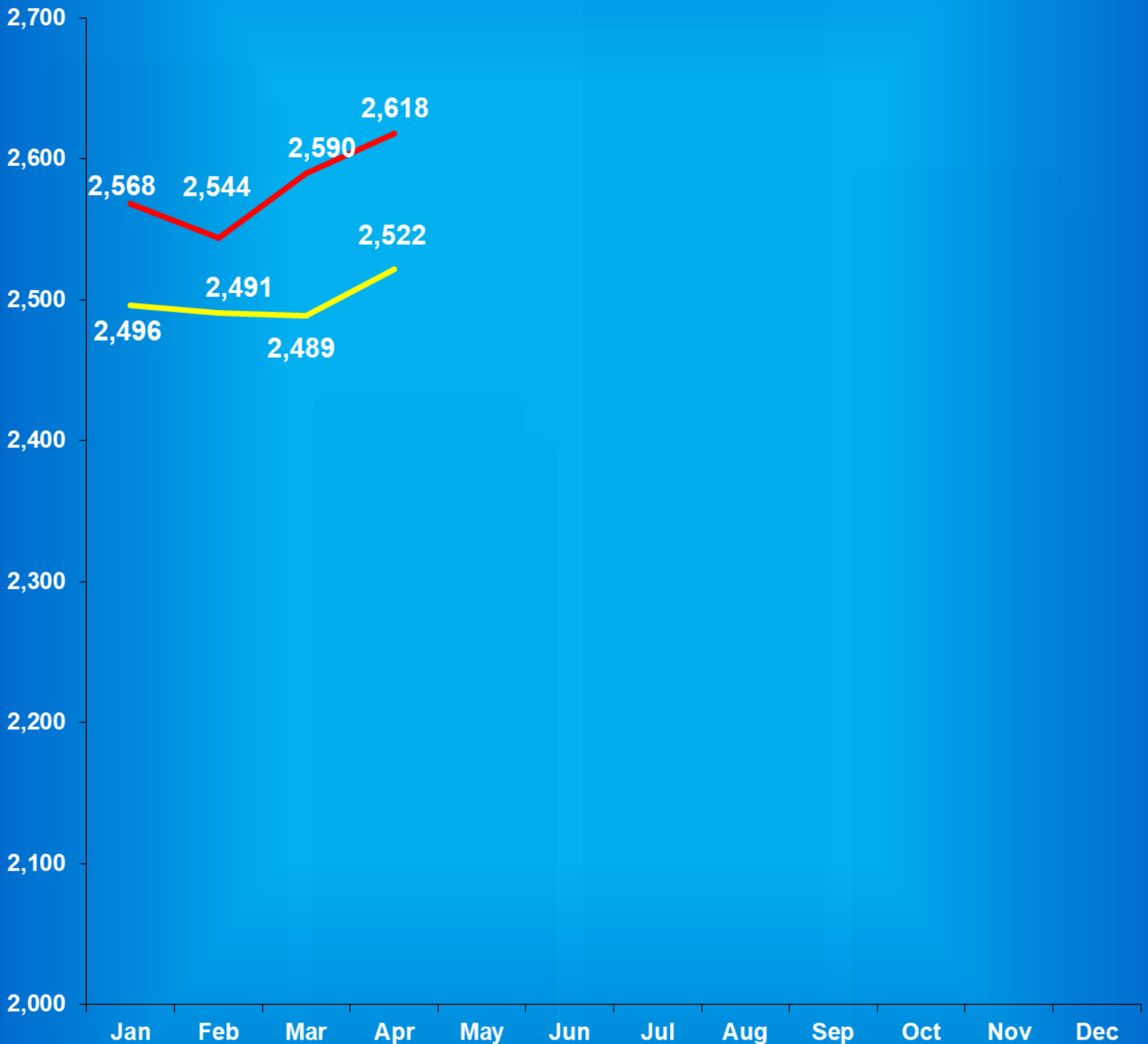
• Includes Offenders Held in County Jails and Contracted Beds

** Other includes Safekeepers, Predispositions, Habitual Offenders, Misdemeanants, and Unknowns

Indiana Department of Correction

Graph B

Average Daily Adult Female Offender Populations
Calendar Year 2019



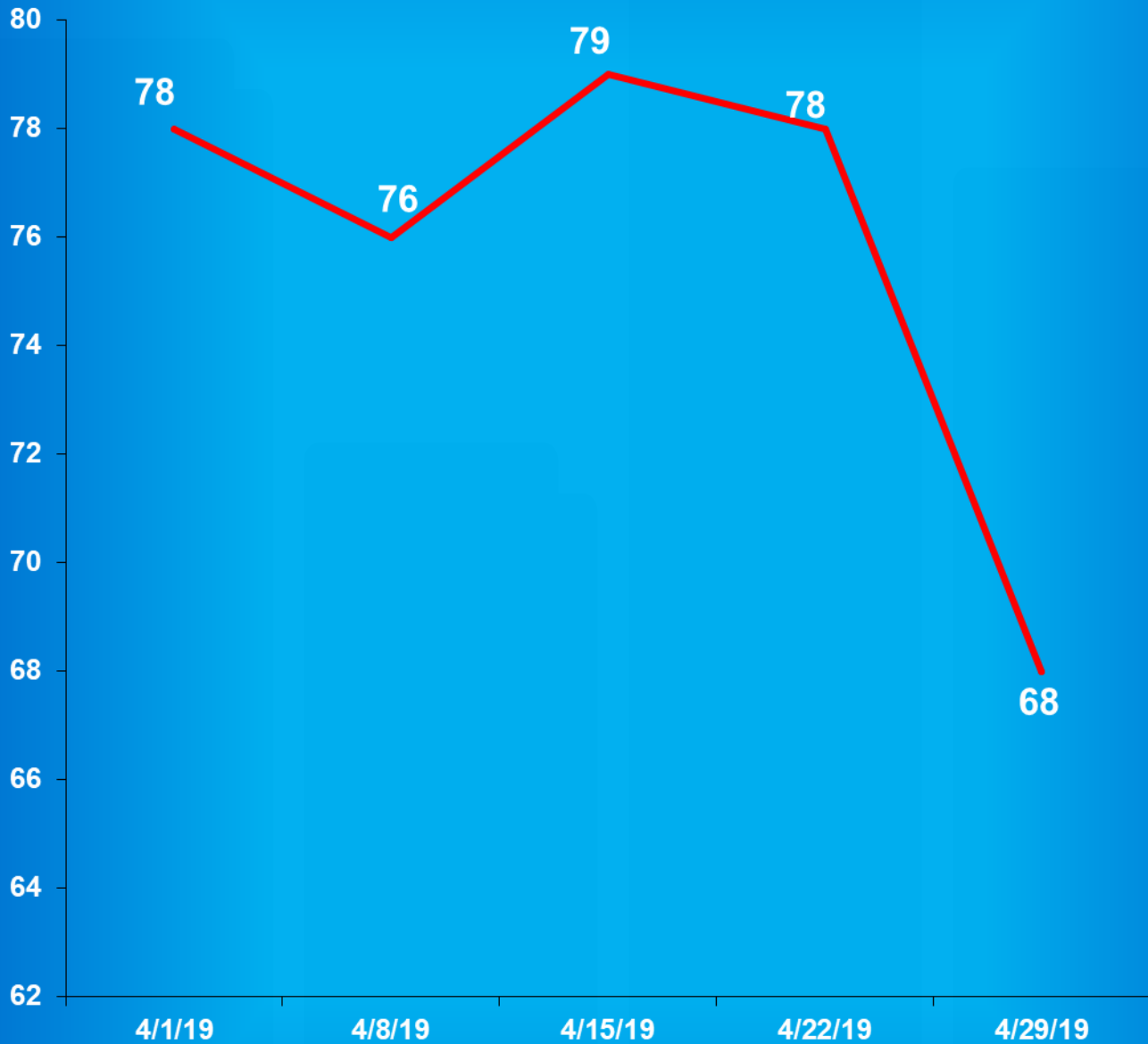
— Includes County Jail/Contract Beds — Excludes County Jail/Contract Beds

Indiana Department of Correction

Graph C

Adult Females Held in County Jails

April 2019



- Offenders held in county jails are newly sentenced offenders with completed court documents who are awaiting transfer to a DOC facility.

- Jail counts are a dynamic number that are affected by a variety of factors, including; sentencing trends, available DOC beds, and intake process completion.

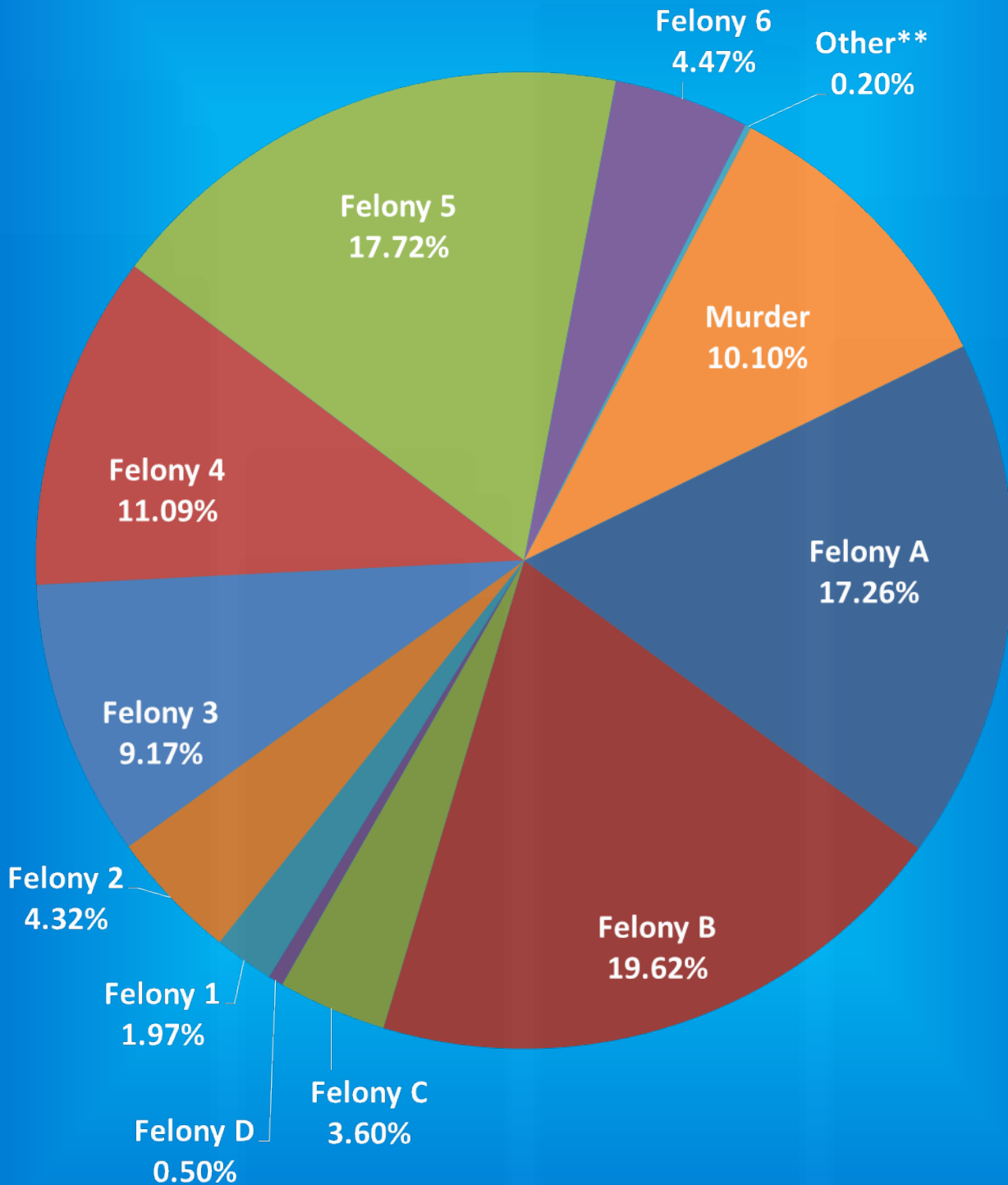
Indiana Department of Correction

Graph D

Male Population by Most Serious Offense Felony Level*

May 01, 2019

N = 24,410



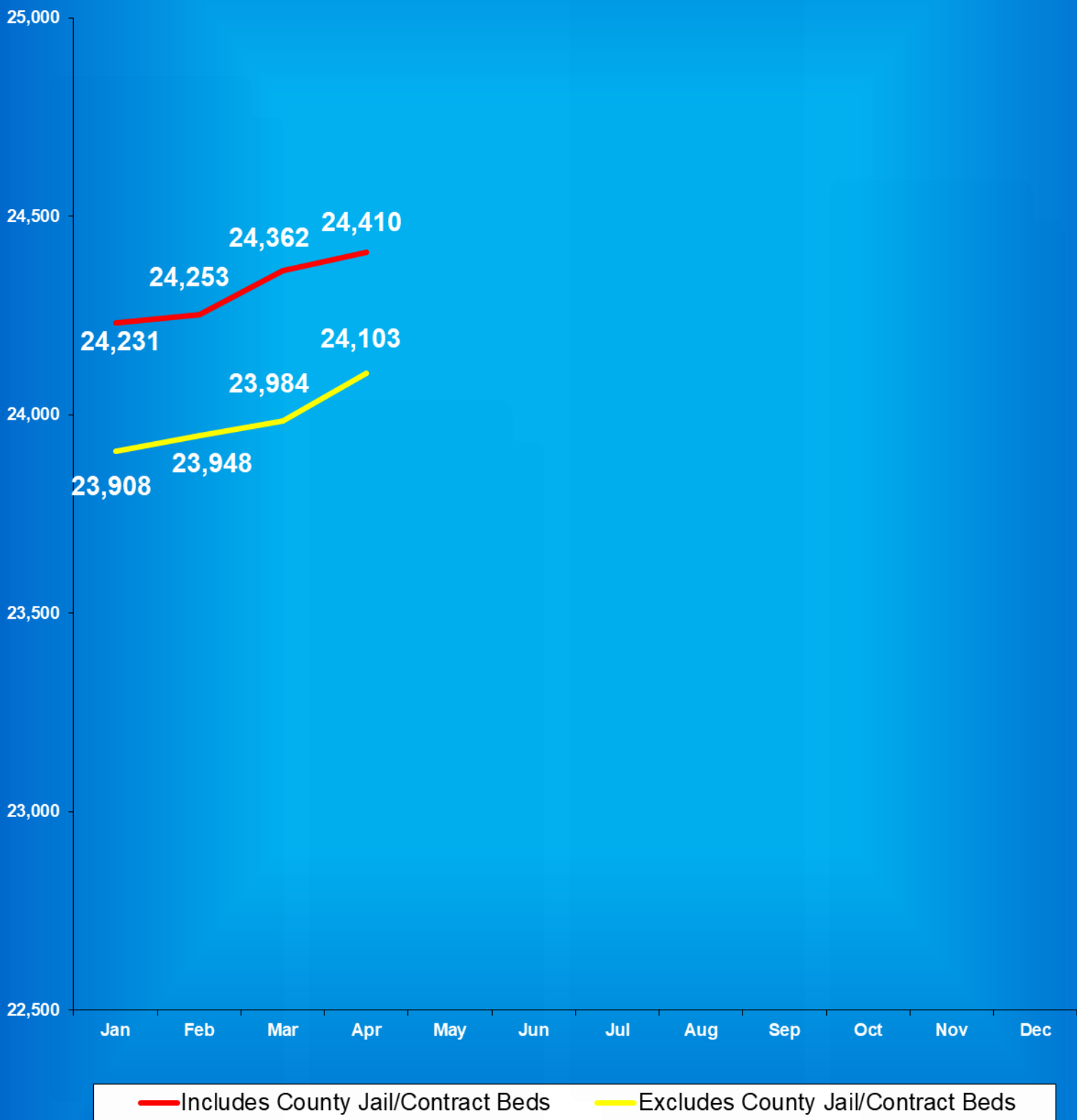
• Includes Offenders Held in County Jails and Contracted Beds

** Other includes Safekeepers, Predispositions, Habitual Offenders, Misdemeanants, and Unknowns

Indiana Department of Correction

Graph E

Average Daily Adult Male Offender Populations Calendar Year 2019

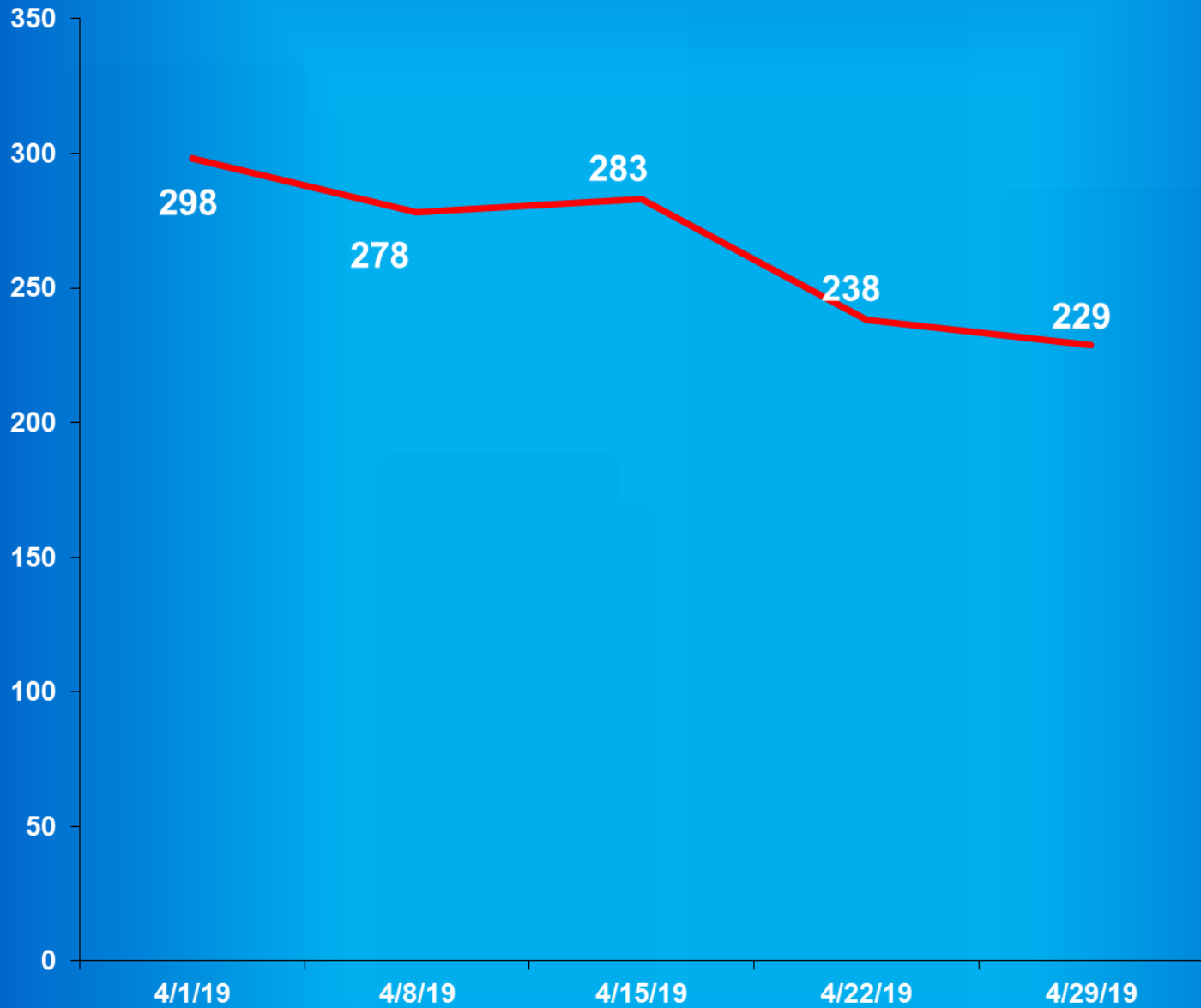


Indiana Department of Correction

Graph F

Adult Males Held in County Jails

April 2019



- Offenders held in county jails are newly sentenced offenders with completed court documents who are awaiting transfer to a DOC facility.

- Jail counts are a dynamic number that are affected by a variety of factors, including; sentencing trends, available DOC beds, and intake process completion.



Juvenile Offender Statistics



Indiana Department Of Correction
Table 13
Monthly Facility Admissions and Releases

Juvenile Offenders
April 2019

Admissions of All Juvenile Males

New Commitment	Re-Commitment	Parolee Return	Return From Escape	Diagnostics/Walk-Thrus
18	6	1	0	7

Releases of All Juvenile Males

Discharge	Parole	Escape	Diagnostics/Walk-Thrus
26	8	0	6

Admissions of All Juvenile Females

New Commitment	Re-Commitment	Parolee Return	Return From Escape	Diagnostics/Walk-Thrus
2	1	0	0	1

Releases of All Juvenile Females

Discharge	Parole	Escape	Diagnostics/Walk-Thrus
10	3	0	1

Sources:

SAS - mnthadm4_pgm_tbl13.pgm

SAS - mnthext4_pgm_tbl13.pgm

Indiana Department of Correction

Table 14

New Admissions by County of Commitment - Juveniles

April 2019

County	Admission Type			County	Admission Type		
	New Commits	Re Commits	Total		New Commits	Re Commits	Total
Adams	1	0	1	Madison	1	0	1
Allen	1	0	1	Marion	0	0	0
Bartholomew	1	0	1	Marshall	0	0	0
Benton	1	0	1	Martin	0	0	0
Blackford	0	0	0	Miami	1	0	1
Boone	0	0	0	Monroe	0	0	0
Brown	0	0	0	Montgomery	0	0	0
Carroll	0	0	0	Morgan	0	0	0
Cass	1	0	1	Newton	0	0	0
Clark	0	0	0	Noble	1	0	1
Clay	0	0	0	Ohio	0	0	0
Clinton	1	0	1	Orange	0	0	0
Crawford	0	0	0	Owen	0	0	0
Daviess	1	0	1	Parke	0	0	0
Dearborn	0	0	0	Perry	0	0	0
Decatur	1	0	1	Pike	0	0	0
DeKalb	0	0	0	Porter	0	0	0
Delaware	0	0	0	Posey	0	0	0
Dubois	0	0	0	Pulaski	0	0	0
Elkhart	1	0	1	Putnam	0	0	0
Fayette	0	0	0	Randolph	0	0	0
Floyd	0	0	0	Ripley	0	0	0
Fountain	0	0	0	Rush	0	0	0
Franklin	0	0	0	St. Joseph	0	0	0
Fulton	0	0	0	Scott	0	0	0
Gibson	0	0	0	Shelby	0	1	1
Grant	0	0	0	Spencer	0	0	0
Greene	0	0	0	Starke	0	0	0
Hamilton	0	0	0	Steuben	0	0	0
Hancock	0	1	1	Sullivan	0	1	1
Harrison	0	0	0	Switzerland	0	0	0
Hendricks	0	0	0	Tippecanoe	1	2	3
Henry	0	0	0	Tipton	0	0	0
Howard	0	1	1	Union	0	0	0
Huntington	0	0	0	Vanderburgh	1	1	2
Jackson	0	0	0	Vermillion	0	0	0
Jasper	1	0	1	Vigo	1	0	1
Jay	0	0	0	Wabash	0	0	0
Jefferson	0	0	0	Warren	0	0	0
Jennings	0	0	0	Warrick	0	0	0
Johnson	0	0	0	Washington	0	0	0
Knox	0	0	0	Wayne	0	0	0
Kosciusko	0	0	0	Wells	1	0	1
LaGrange	0	0	0	White	0	0	0
Lake	1	0	1	Whitley	0	0	0
LaPorte	1	0	1	Unknown	0	0	0
Lawrence	1	0	1	Totals	20	7	27

This data is based on most serious offense and excludes parole violations.

Source: Mnthadm4_pgm_tbl14.pgm

Indiana Department of Correction
Table 15
Monthly Releases by County of Commitment - Juveniles

April 2019

County	Release Type			County	Release Type		
	Discharge	Parole	Total		Discharge	Parole	Total
Adams	2	0	2	Madison	0	0	0
Allen	2	1	3	Marion	9	0	9
Bartholomew	0	0	0	Marshall	0	0	0
Benton	0	0	0	Martin	0	0	0
Blackford	0	0	0	Miami	0	0	0
Boone	1	0	1	Monroe	0	0	0
Brown	0	0	0	Montgomery	1	1	2
Carroll	0	0	0	Morgan	0	0	0
Cass	0	0	0	Newton	0	0	0
Clark	0	0	0	Noble	0	0	0
Clay	0	1	1	Ohio	0	0	0
Clinton	0	0	0	Orange	0	0	0
Crawford	0	0	0	Owen	0	0	0
Daviess	0	0	0	Parke	0	0	0
Dearborn	0	0	0	Perry	0	0	0
Decatur	0	0	0	Pike	0	0	0
DeKalb	0	0	0	Porter	0	1	1
Delaware	0	0	0	Posey	0	0	0
Dubois	0	0	0	Pulaski	0	0	0
Elkhart	1	0	1	Putnam	1	0	1
Fayette	0	0	0	Randolph	0	0	0
Floyd	0	0	0	Ripley	0	0	0
Fountain	0	0	0	Rush	0	0	0
Franklin	0	0	0	St. Joseph	2	2	4
Fulton	0	0	0	Scott	0	1	1
Gibson	1	0	1	Shelby	1	0	1
Grant	0	0	0	Spencer	0	0	0
Greene	1	0	1	Starke	0	0	0
Hamilton	1	0	1	Steuben	0	0	0
Hancock	0	0	0	Sullivan	0	0	0
Harrison	0	0	0	Switzerland	0	0	0
Hendricks	0	0	0	Tippecanoe	2	0	2
Henry	0	0	0	Tipton	0	0	0
Howard	2	0	2	Union	0	0	0
Huntington	0	0	0	Vanderburgh	5	3	8
Jackson	0	0	0	Vermillion	1	0	1
Jasper	0	0	0	Vigo	1	0	1
Jay	0	0	0	Wabash	0	0	0
Jefferson	0	0	0	Warren	0	0	0
Jennings	0	0	0	Warrick	0	0	0
Johnson	0	0	0	Washington	0	0	0
Knox	0	0	0	Wayne	0	0	0
Kosciusko	0	1	1	Wells	0	0	0
LaGrange	1	0	1	White	0	0	0
Lake	0	0	0	Whitley	1	0	1
LaPorte	0	0	0	Unknown	0	0	0
Lawrence	0	0	0	Totals	36	11	47

Some discharges may be releases to County Probation - data is unable to be separated.

Diagnostics and Escapes are excluded.

Source: Mnthext4_pgm_tbl15.pgm

Indiana Department of Correction
Table 16
*Total Number of Committing Offenses for Juveniles
Committed to the Indiana Department of Correction*

April 2019

OFFENSE (Citation Code)	NUMBER OF OFFENSES			
	This Month		This Calendar Year	
	Female	Male	Female	Male
LEVEL I				
Aggravated Battery (35-42-2-1.5)	0	0	0	0
Arson (35-43-1-1)	0	0	0	0
Battery (35-42-2-1)	0	1	2	3
Battery by Bodily Waste (35-42-2-6)	0	0	0	1
Burglary (35-43-2-1)	0	1	0	7
Carjacking (35-42-5-2)	0	0	0	0
Carrying Handgun w/o License (35-47-2-1)	0	0	0	0
Changing, Altering, Removing, Obliterating ID of Handgun (35-47-2-18)	0	1	0	1
Child Exploitation (35-42-4-4)	0	0	0	0
Child Molesting (35-42-4-3)	0	3	1	4
Child Seduction (35-42-4-7)	0	0	0	0
Child Selling (35-46-1-4)	0	0	0	0
Child Solicitation (35-42-4-6)	0	0	0	0
Child in Possession of Handgun (35-47-10-5)	0	1	0	3
Consumer Product Tampering (35-45-8-3)	0	0	0	0
Criminal Confinement (35-42-3-3)	0	0	0	0
Criminal Deviate Conduct (35-42-4-2)	0	0	0	0
Criminal Gang Intimidation (35-45-9-4)	0	0	0	0
Criminal Gang Recruitment	0	0	0	0
Criminal Recklessness (35-42-2-2)	0	0	0	1
Dangerous Possession of a Firearm (35-47-10-5)	0	2	0	5
Dealing in a Sawed-Off Shotgun (35-47-5-4.1)	0	0	0	0
Distribution of a Destructive Device (IC 35-47.5-5-5)	0	0	0	0
Domestic Battery (35-42-2-1.3)	0	1	0	1
Driving While Intoxicated Resulting in Death (9-30-5-5)	0	0	0	0
False Application for Handgun (35-47-2-8)	0	0	0	0
False, Altering Handgun License (35-47-2-22)	0	0	0	0
Feticide (35-42-1-6)	0	0	0	0
Handgun, False ID (35-47-2-17)	0	0	0	0
Incest (35-46-1-3)	0	0	0	0
Interference with Custody (35-42-3-4)	0	0	0	0
Intimidation (35-45-2-1)	0	0	0	0
Involuntary Manslaughter (35-42-1-4)	0	0	0	0
Kidnapping (35-42-3-2)	0	0	0	0
Murder (35-42-1-1)	0	0	0	0
Neglect of a Dependent (35-46-1-4)	0	0	0	0
Operation of a Machine Gun/Hurling a Bomb (35-47-5-9)	0	0	0	0
Overpass Mischief (35-42-2-5)	0	0	0	0
Pointing a Firearm (35-47-4-3)	0	0	0	1
Possession of Firearm on School Property (35-47-9-2)	0	1	0	1
Possession of a Machine Gun or Bomb (35-47-5-9)	0	0	0	0
Rape (35-42-4-1)	0	1	0	2
Reckless Homicide (35-42-1-5)	0	0	0	1
Resisting Law Enforcement (35-44-3-3)	0	0	0	0
Robbery (35-42-5-1)	0	1	3	8
Sell, Manufacture, Possess, Purchase Explosive (35-47-5-1)	0	0	0	0
Sell, Transfer, HIV Blood (35-42-1-7)	0	0	0	0
Selling, Transferring, Giving Handgun to Under 18 (35-47-2-7)	0	0	0	0
Sexual Battery (35-42-4-8)	0	0	0	1
Sexual Misconduct (35-44-1-5)	0	0	0	0
Sexual Misconduct with a Minor (35-42-4-9)	0	0	0	0

LEVEL I (cont'd)

	NUMBER OF OFFENSES			
	This Month		This Calendar Year	
	Female	Male	Female	Male
Stalking (35-45-10-5)	0	0	0	0
Strangulation (35-42-2-9)	0	0	0	0
Unlawful Delivery of Confiscated Firearm (35-47-3-4)	0	0	0	0
Unlawful Use of Body Armor (35-47-5-13)	0	0	0	0
Unlawful Use of Stun Gun (35-47-8-5)	0	0	0	0
Vicarious Sexual Gratification (35-42-4-5)	0	0	0	0
Voluntary Manslaughter (35-42-1-3)	0	0	0	0
Sub-Total	0	13	6	40

LEVEL II

Assisting a Criminal (35-44-3-2)	0	0	0	0
Chinese Throwing Star (35-47-5-12)	0	0	0	0
Criminal Gang Activity (35-45-9-3)	0	0	0	0
Criminal Recklessness (35-42-2-2)	0	0	0	0
Dealing Anabolic Steroid (16-42-19-27)	0	0	0	0
Dealing Methamphetamine (35-48-4-1.1)	0	0	0	0
Dealing in Cocaine or Narcotic Drug (35-48-4-1)	0	0	0	0
Dealing in Marijuana, Hash Oil, or Hashish (35-48-4-10)	0	1	0	1
Dealing in a Schedule I, II, or III Controlled Substance (35-48-4-2)	0	0	0	0
Dealing in a Schedule IV Controlled Substance (35-48-4-3)	0	0	0	0
Dealing in a Schedule V Controlled Substance (35-48-4-4)	0	0	0	0
Dealing in a Substance Represented to be a Controlled Substance (35-48-4-4.5)	0	0	0	0
Delivery of Weapon to Intoxicated Person (35-47-4-1)	0	0	0	0
Disarming Law Enforcement Officer (35-44.1-3-2)	0	0	0	0
Escape/Failure to Return to Lawful Detention (35-44-3-5)	2	0	2	0
Inmate w/ Deadly Weapon (35-44.1-3-7)	0	0	0	0
Interference with Custody (35-42-3-4)	0	0	0	0
Intimidation (35-45-2-1)	0	3	0	3
Knife with Automatic Blade (35-47-5-2)	0	0	0	0
Loan Sharking (35-45-7-2)	0	0	0	0
Maintaining a Common Nuisance (35-48-4-13)	0	0	0	0
Making loan secured by mortgage, deposit or pledge of handgun (35-47-4-2)	0	0	0	0
Manufacture, Distribution, Possession of a Substance Represented to be a Controlled Substance (35-48-4-4.6)	0	0	0	0
Neglect of a Dependent (35-46-1-4)	0	0	0	0
Poss Precursors w/ Intent to Manufacture Etc. (35-48-4-14.5)	0	0	0	0
Possession of a Controlled Substance (35-48-4-7)	0	0	0	0
Possession of a Knife on School Property (35-47-5-2.5)	0	0	0	0
Promoting Prostitution (35-45-4-4)	0	0	0	0
Purchase, Possession or Sale of Stun Gun (35-47-8-5)	0	0	0	0
Resisting Law Enforcement (35-44-3-3)	0	5	0	7
Rioting with a Deadly Weapon (35-45-1-2)	0	0	0	0
Sale, Possession, Use of Legend Drug (16-42-19-27)	0	0	0	0
Sexual Misconduct with a Minor (35-42-4-9)	0	0	0	0
Stalking (35-45-10-5)	0	0	0	0
Trafficking with an Inmate (35-44-3-9)	0	0	0	0
Use of Stun Gun in Commission of a Crime (35-47-8-5)	0	0	0	0
Sub-Total	2	9	2	11

LEVEL III

Accident /Failure to Stop (9-26-1-8)	0	0	0	0
Accident, Property Damage with Injury (9-26-1-8)	0	0	0	0
Altering or Damaging Computer (35-43-1-4)	0	0	0	0
Auto Theft, Receiving Stolen Parts (35-43-4-2.5)	0	2	0	2
Battery (35-42-2-1)	3	4	3	4
Battery by Bodily Waste (35-42-2-6)	0	0	0	0
Bestiality	0	0	0	0
Bribery (35-44-1-1)	0	0	0	0

LEVEL III (cont'd)	NUMBER OF OFFENSES			
	This Month		This Calendar Year	
	Female	Male	Female	Male
Burglary (35-43-2-1)	0	0	0	0
Check Deception (35-43-5-5)	0	0	0	0
Check Fraud (35-43-5-12)	0	0	0	0
Child Exploitation (35-42-4-4)	0	0	0	0
Controlled Substance Registration (35-48-4-14)	0	0	0	0
Conversion (35-43-4-3)	0	1	0	1
Criminal Mischief (35-43-1-2)	0	4	0	4
Criminal Recklessness (35-42-2-2)	0	0	0	0
Criminal Trespass (35-43-2-2)	0	1	0	1
Dealing in Altered Property (35-43-4-2.3)	0	0	0	0
Dealing in Marijuana, Hash Oil, or Hashish (35-48-4-10)	0	0	0	0
Dealing in Paraphernalia (35-48-4-8.5)	0	0	0	0
Dealing in a Schedule IV Controlled Substance (35-48-4-3)	0	0	0	0
Distribution of Material Harmful to Minor (35-49-3-3)	0	0	0	0
Escape/Failure to Return to Lawful Detention (35-44-3-5)	0	5	0	5
Failure to Appear (35-44-3-6)	0	0	0	0
False Reporting (35-44-2-2)	0	0	0	0
Forgery (35-43-5-2)	0	0	0	0
Fraud (35-43-5-4)	0	1	0	1
Fraud on Financial Institution (35-45-5-8)	0	0	0	0
Home Improvement Fraud (35-43-6-13)	0	0	0	0
Identity Deception (35-43-5-3.5)	0	0	0	0
Interference with Custody (35-42-3-4)	0	0	0	0
Interference with Reporting Crime (35-42-2-5)	0	0	0	0
Invasion of Privacy (35-46-1-15.1)	0	0	0	0
Kill Domestic Animal	0	0	0	0
Manufacture of Paraphernalia (35-48-4-8.1)	0	0	0	0
Nonsupport of Child (35-46-1-5)	0	0	0	0
Nonsupport of Spouse (35-46-1-6)	0	0	0	0
Obscene Performance (35-49-3-1)	0	0	0	0
Obstructing Fireman (35-44-3-8)	0	0	0	0
Obstructing Traffic (35-42-2-4)	0	0	0	0
Obstruction of Justice (35-44-3-4)	0	0	0	0
Operating Vehicle After Lifetime Forfeiture (9-30-10-17)	0	0	0	0
Operating Vehicle While Intoxicated (9-30-5-4)	0	0	0	0
Operating Vehicle While Intoxicated with Prior (9-30-5-3)	0	0	0	0
Patronizing a Prostitute (35-45-4-3)	0	0	0	0
Perjury (35-44-2-1)	0	0	0	0
Possession of Cocaine or Narcotic Drug (35-48-4-6)	0	0	0	0
Possession of Marijuana, Hash Oil, or Hashish (35-48-4-11)	0	0	0	0
Possession of Methamphetamines (35-48-4-6.1)	0	0	0	0
Possession of Paraphernalia (35-48-4-8.3)	0	0	0	0
Possession of a Controlled Substance (35-48-4-7)	0	0	0	0
Possession of a Syringe (16-42-19-18)	0	0	0	0
Possession/Use of Legend Drug (16-42-19-13)	0	0	0	0
Professional Gambling (35-45-5-3)	0	0	0	0
Profiting from Adoption (35-46-1-9)	0	0	0	0
Promoting Professional Gambling (35-45-5-4)	0	0	0	0
Promoting Prostitution (35-45-4-4)	0	0	0	0
Prostitution (35-45-4-2)	0	0	0	0
Public Indecency (35-45-4-1)	0	0	0	0
Public Nudity (35-45-4-1.5)	0	0	0	0
Railroad Mischief (35-42-2-5.5)	0	0	0	0
Receiving Stolen Auto Parts (35-43-4-2.5)	0	0	0	0
Receiving Stolen Property (35-43-4-2)	0	0	0	0
Residential Entry (35-43-2-1.5)	0	1	0	1
Resisting Law Enforcement (35-44-3-3)	0	1	0	1
Rioting (35-45-1-2)	0	0	0	0
Sale, Possession, Use of Legend Drug (16-42-19-27)	0	0	0	0

LEVEL III (cont'd)	NUMBER OF OFFENSES			
	This Month		This Calendar Year	
	Female	Male	Female	Male
Selling, Distributing, Exhibiting Obscene Material (35-49-3-1)	0	0	0	0
Stalking (35-45-10-5)	0	0	0	0
Synthetic Drug (35-48-4-11.5)	0	0	0	0
Theft (35-43-4-2)	0	4	0	4
Torture or Mutilation of Animal (35-46-3-12)	0	0	0	0
Trafficking with an Inmate (35-44-3-9)	0	0	0	0
Unauthorized Possession of Prescription Form (35-48-4-14)	0	0	0	0
Unlawful Entry of Motor Vehicle (35-43-4-2.7)	0	0	0	0
Voyeurism (35-45-4-5)	0	0	0	0
Welfare Fraud (35-43-5-7)	0	0	0	0
Sub-Total	3	24	3	24

LEVEL IV

Absence From Home Detention (35-38-2.5-10)	0	0	0	0
Accident/Failure to Stop (9-26-1-8)	0	0	0	0
Alcohol Violation (31-37-2-6)	0	0	0	0
Animal Cruelty (35-46-3-12)	0	0	0	0
Assisting a Criminal (35-44-3-2)	0	0	0	0
Beats Vertebrate Animal (35-46-3-12)	0	0	0	0
Check Deception (35-43-5-5)	0	0	0	0
Common Nuisance (35-48-4-13)	0	0	0	0
Computer Trespassing (35-43-2-3)	0	0	0	0
Counterfeiting Auto Registration (9-18-2-42)	0	0	0	0
Counterfeiting a Driver's License (9-24-18-7)	0	0	0	0
Curfew Violation (31-37-2-5)	0	0	0	0
Deception (35-43-5-3)	0	0	0	0
Deer Outside Hours (14-22-6-1)	0	0	0	0
Deer w/ Illegal Device (14-22-6-1)	0	0	0	0
Disorderly Conduct (35-45-1-3)	0	2	0	2
Dissemination of Material Harmful to Minor (35-49-3-3)	0	0	0	0
Driving While Intoxicated (9-11-2-3)	0	0	0	0
Driving with Suspended License (9-24-19-2)	0	0	0	0
Exploitation of Dependent/Endangered Adult (35-46-1-12)	0	0	0	0
Failure to Appear (35-44-3-6)	0	0	0	0
Failure to Disclose Recruitment (35-46-4-4)	0	0	0	0
Failure to Respond to Summons (35-44-3-6.5)	0	0	0	0
False Auto Registration (9-18-2-44)	0	0	0	0
False Identity Statement (35-44-2-6)	0	0	0	0
False Informing (35-44-2-2)	0	1	0	1
Flag Desecration (35-45-1-4)	0	0	0	0
Glue Sniffing (35-46-6-2)	0	0	0	0
Habitual Disobedience of Parent, Guardian, or Custodian (Incorrigible) (31-37-2-4)	0	0	0	0
Harassment (35-45-2-2)	0	0	0	0
Home Improvement Fraud (35-43-6-12)	0	0	0	0
Illegal Consumption of Alcohol (7.1-5-7-7)	0	1	0	1
Illegal Possession of Alcohol (7.1-5-7-7)	0	0	0	0
Impairment of ID Number (35-43-7-4)	0	0	0	0
Interference with Custody (35-42-3-4)	0	0	0	0
Interfering with Law Enforcement Animal (35-46-3-11)	0	0	0	0
Invasion of Privacy (35-46-1-15.1)	0	0	0	0
Leaving Home w/o Permission of Parent, Guardian or Custodian (Runaway) (31-37-2-2)	0	0	0	0
Maintaining a Common Nuisance (35-48-4-13)	0	0	0	0
Nitrous Oxide Distribution (35-46-6-3)	0	0	0	0
Obscene Performance (35-49-3-1)	0	0	0	0
Obstructing Medical Emergency (35-44-3-8.5)	0	0	0	0
Obstructing Traffic (35-42-2-4)	0	0	0	0
Official Misconduct (35-44.1-1-1)	0	0	0	0
Operating Vehicle While Intoxicated (9-30-5-2)	0	0	0	0

LEVEL IV (cont'd)	NUMBER OF OFFENSES			
	This Month		This Calendar Year	
	Female	Male	Female	Male
Operating Vehicle While Intoxicated/Cntrlrd Sub (9-30-5-1)	0	0	0	0
Operating Vehicle w/o License (9-24-18-1)	0	1	0	1
Operating Vehicle w/o Proof of Financial (9-25-8-2)	0	0	0	0
Operating Vehicle w/o Registration/Plates (9-18-2-43)	0	0	0	0
Possession of Device/Interfere Test (35-43-5-18)	0	0	0	0
Possession of Marijuana, Hash Oil, or Hashish (35-48-4-11)	0	5	0	5
Possession of Paraphernalia (35-48-4-8.3)	0	1	0	1
Possession of Substance Represented to be a Controlled Substance (35-48-4-4.6)	0	0	0	0
Possession, Purchase, Accepting Tobacco (35-46-1-10.5)	0	0	0	0
Probation Violation	0	19	0	19
Public Intoxication (7.1-5-1-3)	0	0	0	0
Receiving Unidentified Property (35-43-7-5)	0	0	0	0
Reckless Driving (9-21-8-52)	0	0	0	0
Refusal to Aid Officer (35-44-3-7)	0	0	0	0
Refusal to Identify Self (34-28-5-3.5)	0	0	0	0
Selling, Distributing, Exhibiting Obscene Material (35-49-3-1)	0	0	0	0
Synthetic Drug (35-48-4-11.5)	0	0	0	0
Taking Deer/Turkey (14-22-6-1)	0	0	0	0
Tattooing a Minor (35-42-2-7)	0	0	0	0
Torture, Kill, Mutilate an Animal (35-46-3-12)	0	0	0	0
Unauthorized Possession of Prescription (35-48-4-14)	0	0	0	0
Unlawful Entry of Motor Vehicle (35-43-4-2.7)	0	0	0	0
Unlawful Gambling (35-45-5-2)	0	0	0	0
Unlawful Use of Railroad Right of Way (8-3-15-3)	0	0	0	0
Vending Machine Vandalism (35-43-4-7)	0	0	0	0
Violation Home Detention	0	0	0	0
Violation Suspended Commitment to DOC	0	0	0	0
Violation of Compulsory School Attendance Law (Truancy) (31-37-2-3)	0	0	0	0
Voyeurism (35-45-4-5)	0	0	0	0
Welfare Fraud (35-45-5-7)	0	0	0	0
Sub-Total	0	30	0	30
GRAND TOTAL NUMBER OF OFFENSES	5	76	11	105

Indiana Department of Correction
Table 17
Number of Juvenile Offenders by Most Serious Offense
Committed to the Indiana Department of Correction

April 2019

MOST SERIOUS OFFENSE (Citation Code)	NUMBER OF JUVENILES			
	This Month		This Calendar Year	
	Female	Male	Female	Male
LEVEL I				
Aggravated Battery (35-42-2-1.5)	0	0	0	0
Arson (35-43-1-1)	0	0	0	0
Battery (35-42-2-1)	0	1	3	7
Battery by Bodily Waste (35-42-2-6)	0	0	0	1
Burglary (35-43-2-1)	0	1	0	10
Carjacking (35-42-5-2)	0	0	0	0
Carrying Handgun w/o License (35-47-2-1)	0	0	0	0
Changing, Altering, Removing, Obliterating ID of Handgun (35-47-2-18)	0	1	0	1
Child Exploitation (35-42-4-4)	0	0	0	0
Child Molesting (35-42-4-3)	0	2	1	4
Child Seduction (35-42-4-7)	0	0	0	0
Child Selling (35-46-1-4)	0	0	0	0
Child Solicitation (35-42-4-6)	0	0	0	0
Child in Possession of Handgun (35-47-10-5)	0	0	0	1
Consumer Product Tampering (35-45-8-3)	0	0	0	0
Criminal Confinement (35-42-3-3)	0	0	0	0
Criminal Deviate Conduct (35-42-4-2)	0	0	0	0
Criminal Gang Intimidation (35-45-9-4)	0	0	0	0
Criminal Gang Recruitment	0	0	0	0
Criminal Recklessness (35-42-2-2)	0	0	0	2
Dangerous Possession of a Firearm (35-47-10-5)	0	2	0	4
Dealing in a Sawed-Off Shotgun (35-47-5-4.1)	0	0	0	0
Distribution of a Destructive Device (IC 35-47.5-5-5)	0	0	0	0
Domestic Battery (35-42-2-1.3)	0	1	0	4
Driving While Intoxicated Resulting in Death (9-30-5-5)	0	0	0	0
False Application for Handgun (35-47-2-8)	0	0	0	0
False, Altering Handgun License (35-47-2-22)	0	0	0	0
Feticide (35-42-1-6)	0	0	0	0
Handgun, False ID (35-47-2-17)	0	0	0	0
Incest (35-46-1-3)	0	0	0	0
Interference with Custody (35-42-3-4)	0	0	0	0
Intimidation (35-45-2-1)	0	0	0	0
Involuntary Manslaughter (35-42-1-4)	0	0	0	0
Kidnapping (35-42-3-2)	0	0	0	0
Murder (35-42-1-1)	0	0	0	0
Neglect of a Dependent (35-46-1-4)	0	0	0	0
Operation of a Machine Gun/Hurling a Bomb (35-47-5-9)	0	0	0	0
Overpass Mischief (35-42-2-5)	0	0	0	0
Pointing a Firearm (35-47-4-3)	0	0	0	1
Possession of Firearm on School Property (35-47-9-2)	0	1	0	1
Possession of a Machine Gun or Bomb (35-47-5-9)	0	0	0	0
Rape (35-42-4-1)	0	1	0	2
Reckless Homicide (35-42-1-5)	0	0	0	1
Resisting Law Enforcement (35-44-3-3)	0	0	0	0
Robbery (35-42-5-1)	0	1	2	12
Sell, Manufacture, Possess, Purchase Explosive (35-47-5-1)	0	0	0	0
Sell, Transfer, HIV Blood (35-42-1-7)	0	0	0	0
Selling, Transferring, Giving Handgun to Under 18 (35-47-2-7)	0	0	0	0
Sexual Battery (35-42-4-8)	0	0	0	1
Sexual Misconduct (35-44-1-5)	0	0	0	0
Sexual Misconduct with a Minor (35-42-4-9)	0	0	0	0

LEVEL I (cont'd)	NUMBER OF JUVENILES			
	This Month Female	This Month Male	This Calendar Year Female	This Calendar Year Male
Stalking (35-45-10-5)	0	0	0	0
Strangulation (35-42-2-9)	0	0	0	0
Unlawful Delivery of Confiscated Firearm (35-47-3-4)	0	0	0	0
Unlawful Use of Body Armor (35-47-5-13)	0	0	0	0
Unlawful Use of Stun Gun (35-47-8-5)	0	0	0	0
Vicarious Sexual Gratification (35-42-4-5)	0	0	0	0
Voluntary Manslaughter (35-42-1-3)	0	0	0	0
Sub-Total	0	11	6	52
LEVEL II				
Assisting a Criminal (35-44-3-2)	0	0	0	0
Chinese Throwing Star (35-47-5-12)	0	0	0	0
Criminal Gang Activity (35-45-9-3)	0	0	0	0
Criminal Recklessness (35-42-2-2)	0	0	0	0
Dealing Anabolic Steroid (16-42-19-27)	0	0	0	0
Dealing Methamphetamine (35-48-4-1.1)	0	0	0	0
Dealing in Cocaine or Narcotic Drug (35-48-4-1)	0	0	0	0
Dealing in Marijuana, Hash Oil, or Hashish (35-48-4-10)	0	0	0	0
Dealing in a Schedule I, II, or III Controlled Substance (35-48-4-2)	0	0	0	0
Dealing in a Schedule IV Controlled Substance (35-48-4-3)	0	0	0	1
Dealing in a Schedule V Controlled Substance (35-48-4-4)	0	0	0	0
Dealing in a Substance Represented to be a Controlled Substance (35-48-4-4.5)	0	0	0	0
Delivery of Weapon to Intoxicated Person (35-47-4-1)	0	0	0	0
Disarming Law Enforcement Officer (35-44.1-3-2)	0	0	0	0
Escape/Failure to Return to Lawful Detention (35-44-3-5)	2	0	2	0
Inmate w/ Deadly Weapon (35-44.1-3-7)	0	0	0	0
Interference with Custody (35-42-3-4)	0	0	0	0
Intimidation (35-45-2-1)	0	0	0	0
Knife with Automatic Blade (35-47-5-2)	0	0	0	0
Loan Sharking (35-45-7-2)	0	0	0	0
Maintaining a Common Nuisance (35-48-4-13)	0	0	0	0
Making loan secured by mortgage, deposit or pledge of handgun (35-47-4-2)	0	0	0	0
Manufacture, Distribution, Possession of a Substance Represented to be a Controlled Substance (35-48-4-4.6)	0	0	0	0
Neglect of a Dependent (35-46-1-4)	0	0	0	0
Poss precursors w/intent to manufacture etc. (35-48-4-14.5)	0	0	0	0
Possession of a Controlled Substance (35-48-4-7)	0	0	0	0
Possession of a Knife on School Property (35-47-5-2.5)	0	0	0	0
Promoting Prostitution (35-45-4-4)	0	0	1	0
Purchase, Possession or Sale of Stun Gun (35-47-8-5)	0	0	0	0
Resisting Law Enforcement (35-44-3-3)	0	2	0	4
Rioting with a Deadly Weapon (35-45-1-2)	0	0	0	0
Sale, Possession, Use of Legend Drug (16-42-19-27)	0	0	0	0
Sexual Misconduct with a Minor (35-42-4-9)	0	0	0	0
Stalking (35-45-10-5)	0	0	0	0
Trafficking with an Inmate (35-44-3-9)	0	0	0	0
Use of Stun Gun in Commission of a Crime (35-47-8-5)	0	0	0	0
Sub-Total	2	2	3	5
LEVEL III				
Accident /Failure to Stop (9-26-1-8)	0	0	0	0
Accident, Property Damage with Injury (9-26-1-8)	0	0	0	0
Altering or Damaging Computer (35-43-1-4)	0	0	0	0
Auto Theft, Receiving Stolen Parts (35-43-4-2.5)	0	0	0	5
Battery (35-42-2-1)	1	2	2	6
Bestiality	0	0	0	0
Bribery (35-44-1-1)	0	0	0	0
Burglary (35-43-2-1)	0	0	0	0
Check Deception (35-43-5-5)	0	0	0	0

LEVEL III (cont'd)	NUMBER OF JUVENILES			
	This Month		This Calendar Year	
	Female	Male	Female	Male
Check Fraud (35-43-5-12)	0	0	0	0
Child Exploitation (35-42-4-4)	0	0	0	0
Controlled Substance Registration (35-48-4-14)	0	0	0	0
Conversion (35-43-4-3)	0	1	1	1
Criminal Mischief (35-43-1-2)	0	0	2	0
Criminal Recklessness (35-42-2-2)	0	0	0	0
Criminal Trespass (35-43-2-2)	0	1	0	3
Dealing in Altered Property (35-43-4-2.3)	0	0	0	0
Dealing in Marijuana, Hash Oil, or Hashish (35-48-4-10)	0	0	0	0
Dealing in Paraphernalia (35-48-4-8.5)	0	0	0	0
Distribution of Material Harmful to Minor (35-49-3-3)	0	0	0	0
Escape/Failure to Return to Lawful Detention (35-44-3-5)	0	0	1	1
Failure to Appear (35-44-3-6)	0	0	0	0
False Reporting (35-44-2-2)	0	0	0	0
Forgery (35-43-5-2)	0	0	0	0
Fraud (35-43-5-4)	0	0	0	0
Fraud on Financial Institution (35-45-5-8)	0	0	0	0
Home Improvement Fraud (35-43-6-13)	0	0	0	0
Identity Deception (35-43-5-3.5)	0	0	0	0
Interference with Custody (35-42-3-4)	0	0	0	0
Interference with Reporting Crime (35-42-2-5)	0	0	0	0
Invasion of Privacy (35-46-1-15.1)	0	0	0	0
Kill Domestic Animal	0	0	0	0
Manufacture of Paraphernalia (35-48-4-8.1)	0	0	0	0
Nonsupport of Child (35-46-1-5)	0	0	0	0
Nonsupport of Spouse (35-46-1-6)	0	0	0	0
Obscene Performance (35-49-3-1)	0	0	0	0
Obstructing Fireman (35-44-3-8)	0	0	0	0
Obstructing Traffic (35-42-2-4)	0	0	0	0
Obstruction of Justice (35-44-3-4)	0	0	0	0
Operating Vehicle After Lifetime Forfeiture (9-30-10-17)	0	0	0	0
Operating Vehicle While Intoxicated (9-30-5-4)	0	0	0	0
Operating Vehicle While Intoxicated with Prior (9-30-5-3)	0	0	0	0
Patronizing a Prostitute (35-45-4-3)	0	0	0	0
Perjury (35-44-2-1)	0	0	0	0
Possession of Cocaine or Narcotic Drug (35-48-4-6)	0	0	0	0
Possession of Marijuana, Hash Oil, or Hashish (35-48-4-11)	0	0	0	0
Possession of Methamphetamines (35-48-4-6.1)	0	0	0	1
Possession of Paraphernalia (35-48-4-8.3)	0	0	0	0
Possession of a Controlled Substance (35-48-4-7)	0	0	0	1
Possession of a Syringe (16-42-19-18)	0	0	0	0
Possession/Use of Legend Drug (16-42-19-13)	0	0	0	0
Professional Gambling (35-45-5-3)	0	0	0	0
Profiting from Adoption (35-46-1-9)	0	0	0	0
Promoting Professional Gambling (35-45-5-4)	0	0	0	0
Promoting Prostitution (35-45-4-4)	0	0	0	0
Prostitution (35-45-4-2)	0	0	0	0
Public Indecency (35-45-4-1)	0	0	0	0
Public Nudity (35-45-4-1.5)	0	0	0	0
Railroad Mischief (35-42-2-5.5)	0	0	0	0
Receiving Stolen Property (35-43-4-2)	0	0	0	0
Residential Entry (35-43-2-1.5)	0	1	0	1
Resisting Law Enforcement (35-44-3-3)	0	1	0	3
Rioting (35-45-1-2)	0	0	0	0
Sale, Possession, Use of Legend Drug (16-42-19-27)	0	0	0	0
Selling, Distributing, Exhibiting Obscene Material (35-49-3-1)	0	0	0	0
Stalking (35-45-10-5)	0	0	0	0
Synthetic Drug (35-48-4-11.5)	0	0	0	0
Theft (35-43-4-2)	0	2	0	7
Torture or Mutilation of Animal (35-46-3-12)	0	0	0	0
Trafficking with an Inmate (35-44-3-9)	0	0	0	0
Unauthorized Possession of Prescription Form (35-48-4-14)	0	0	0	0
Unlawful Entry of Motor Vehicle (35-43-4-2.7)	0	0	0	0
Voyeurism (35-45-4-5)	0	0	0	0
Welfare Fraud (35-43-5-7)	0	0	0	0
Sub-Total	1	8	6	29

LEVEL IV

Absence From Home Detention (35-38-2.5-10)	0	0	0	0
Accident/Failure to Stop (9-26-1-8)	0	0	0	0
Assisting a Criminal (35-44-3-2)	0	0	0	0
Beats Vertebrate Animal (35-46-3-12)	0	0	0	0
Check Deception (35-43-5-5)	0	0	0	0
Common Nuisance (35-48-4-13)	0	0	0	0
Computer Trespassing (35-43-2-3)	0	0	0	0
Counterfeiting Auto Registration (9-18-2-42)	0	0	0	0
Counterfeiting a Driver's License (9-24-18-7)	0	0	0	0
Curfew Violation (31-37-2-5)	0	0	0	0
Deception (35-43-5-3)	0	0	0	0

LEVEL IV (cont'd)	NUMBER OF JUVENILES			
	This Month		This Calendar Year	
	Female	Male	Female	Male
Disorderly Conduct (35-45-1-3)	0	0	1	1
Dissemination of Material Harmful to Minor (35-49-3-3)	0	0	0	0
Driving with Suspended License (9-24-19-2)	0	0	0	0
Exploitation of Dependent/Endangered Adult (35-46-1-12)	0	0	0	0
Failure to Appear (35-44-3-6)	0	0	0	0
Failure to Disclose Recruitment (35-46-4-4)	0	0	0	0
Failure to Respond to Summons (35-44-3-6.5)	0	0	0	0
False Auto Registration (9-18-2-44)	0	0	0	0
False Identity Statement (35-44-2-6)	0	0	0	0
False Informing (35-44-2-2)	0	0	1	0
Flag Desecration (35-45-1-4)	0	0	0	0
Glue Sniffing (35-46-6-2)	0	0	0	0
Habitual Disobedience of Parent, Guardian, or Custodian (Incorrigible) (31-37-2-4)	0	0	0	0
Harassment (35-45-2-2)	0	0	0	0
Home Improvement Fraud (35-43-6-12)	0	0	0	0
Illegal Consumption of Alcohol (7.1-5-7-7)	0	0	0	0
Illegal Possession of Alcohol (7.1-5-7-7)	0	0	0	0
Impairment of ID Number (35-43-7-4)	0	0	0	0
Interference with Custody (35-42-3-4)	0	0	0	0
Interfering with Law Enforcement Animal (35-46-3-11)	0	0	0	0
Invasion of Privacy (35-46-1-15.1)	0	0	0	0
Leaving Home w/o Permission of Parent, Guardian or Custodian (Runaway) (31-37-2-2)	0	0	0	0
Nitrous Oxide Distribution (35-46-6-3)	0	0	0	0
Obscene Performance (35-49-3-1)	0	0	0	0
Obstructing Medical Emergency (35-44-3-8.5)	0	0	0	0
Obstructing Traffic (35-42-2-4)	0	0	0	0
Operating Vehicle While Intoxicated (9-30-5-2)	0	0	0	0
Operating Vehicle While Intoxicated/Cntrl'd Sub (9-30-5-1)	0	0	0	0
Operating Vehicle w/o License (9-24-18-1)	0	0	0	0
Operating Vehicle w/o Proof of Financial (9-25-8-2)	0	0	0	0
Operating Vehicle w/o Registration/Plates (9-18-2-43)	0	0	0	0
Possession of Marijuana, Hash Oil, or Hashish (35-48-4-11)	0	3	0	7
Possession of Paraphernalia (35-48-4-8.3)	0	0	0	0
Possession of Substance Represented to be a Controlled Substance (35-48-4-4.6)	0	0	0	0
Possession, Purchase, Accepting Tobacco (35-46-1-10.5)	0	0	0	0
Probation Violation	0	0	0	0
Public Intoxication (7.1-5-1-3)	0	0	0	0
Receiving Unidentified Property (35-43-7-5)	0	0	0	0
Reckless Driving (9-21-8-52)	0	0	0	0
Refusal to Aid Officer (35-44-3-7)	0	0	0	0
Refusal to Identify Self (34-28-5-3.5)	0	0	0	0
Selling, Distributing, Exhibiting Obscene Material (35-49-3-1)	0	0	0	0
Synthetic Drug	0	0	0	0
Torture, Kill, Mutilate an Animal (35-46-3-12)	0	0	0	0
Unauthorized Possession of Prescription (35-48-4-14)	0	0	0	0
Unlawful Entry of Motor Vehicle (35-43-4-2.7)	0	0	0	0
Unlawful Gambling (35-45-5-2)	0	0	0	0
Unlawful Use of Railroad Right of Way (8-3-15-3)	0	0	0	0
Vending Machine Vandalism (35-43-4-7)	0	0	0	0
Violation Home Detention	0	0	0	0
Violation Suspended Commitment to DOC	0	0	0	0
Violation of Compulsory School Attendance Law (Truancy) (31-37-2-3)	0	0	0	0
Voyeurism (35-45-4-5)	0	0	0	0
Welfare Fraud (35-45-5-7)	0	0	0	0
Sub-Total	0	3	2	8

GRAND TOTAL NUMBER OF JUVENILES 3 24 17 94

Indiana Department of Correction
Table 18
Juvenile Female New Commitments

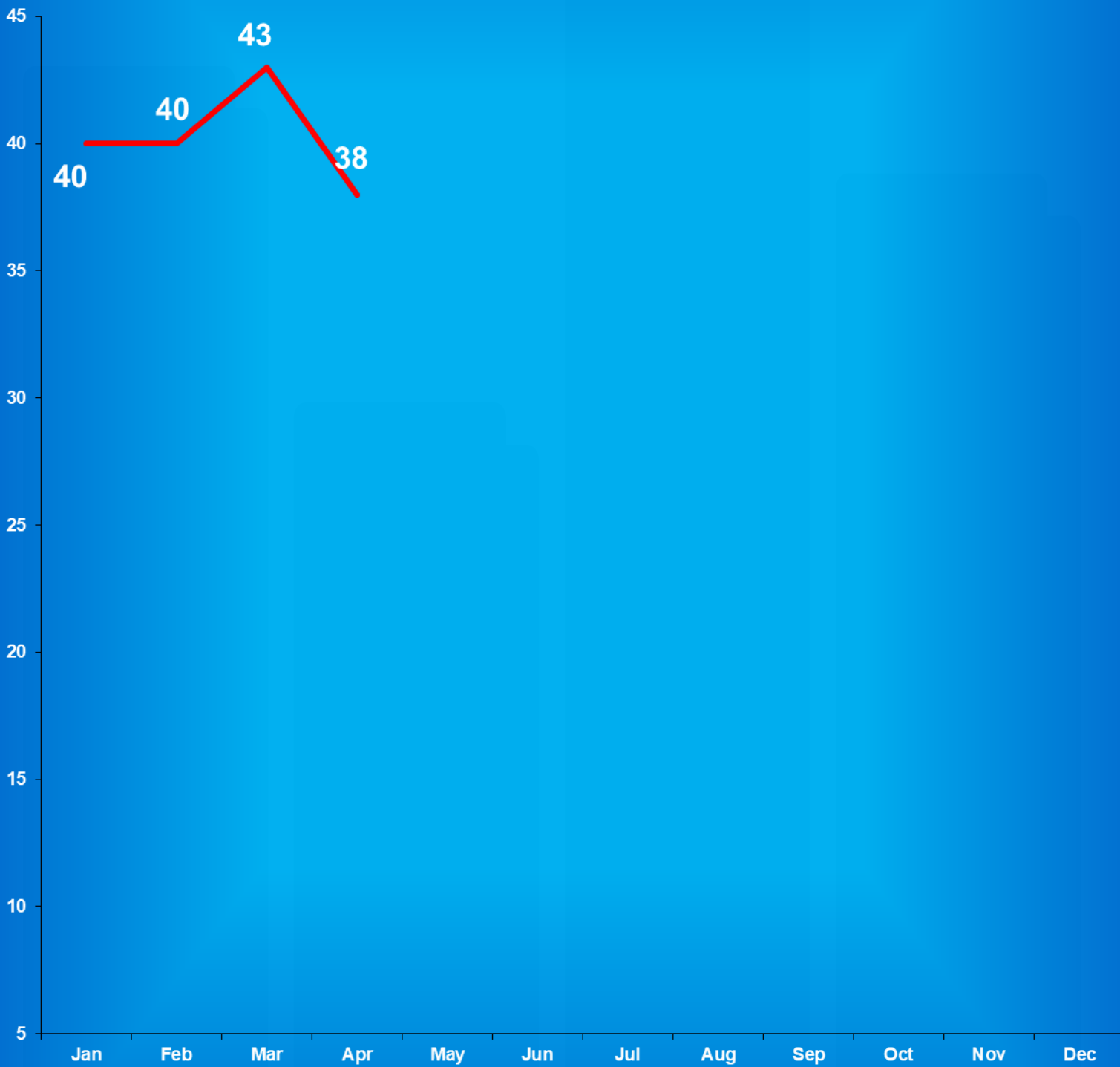
<u>Month</u>	<u>2015</u>	<u>2016</u>	<u>2017</u>	<u>2018</u>	<u>2019</u>
January	3	6	2	3	10
February	8	10	5	8	4
March	4	11	6	4	7
April	10	9	2	7	3
May	12	4	6	8	
June	6	11	7	2	
July	5	4	8	12	
August	10	4	5	4	
September	13	7	8	8	
October	0	5	6	5	
November	11	6	7	8	
December	<u>11</u>	<u>5</u>	<u>12</u>	<u>8</u>	
TOTALS	115	93	82	74	24

Source: SAS - mnthadm4.pgm

Indiana Department of Correction

Graph G

Average Daily Juvenile Female Offender Populations
Calendar Year 2019



Indiana Department of Correction
Table 19
Juvenile Male New Commitments

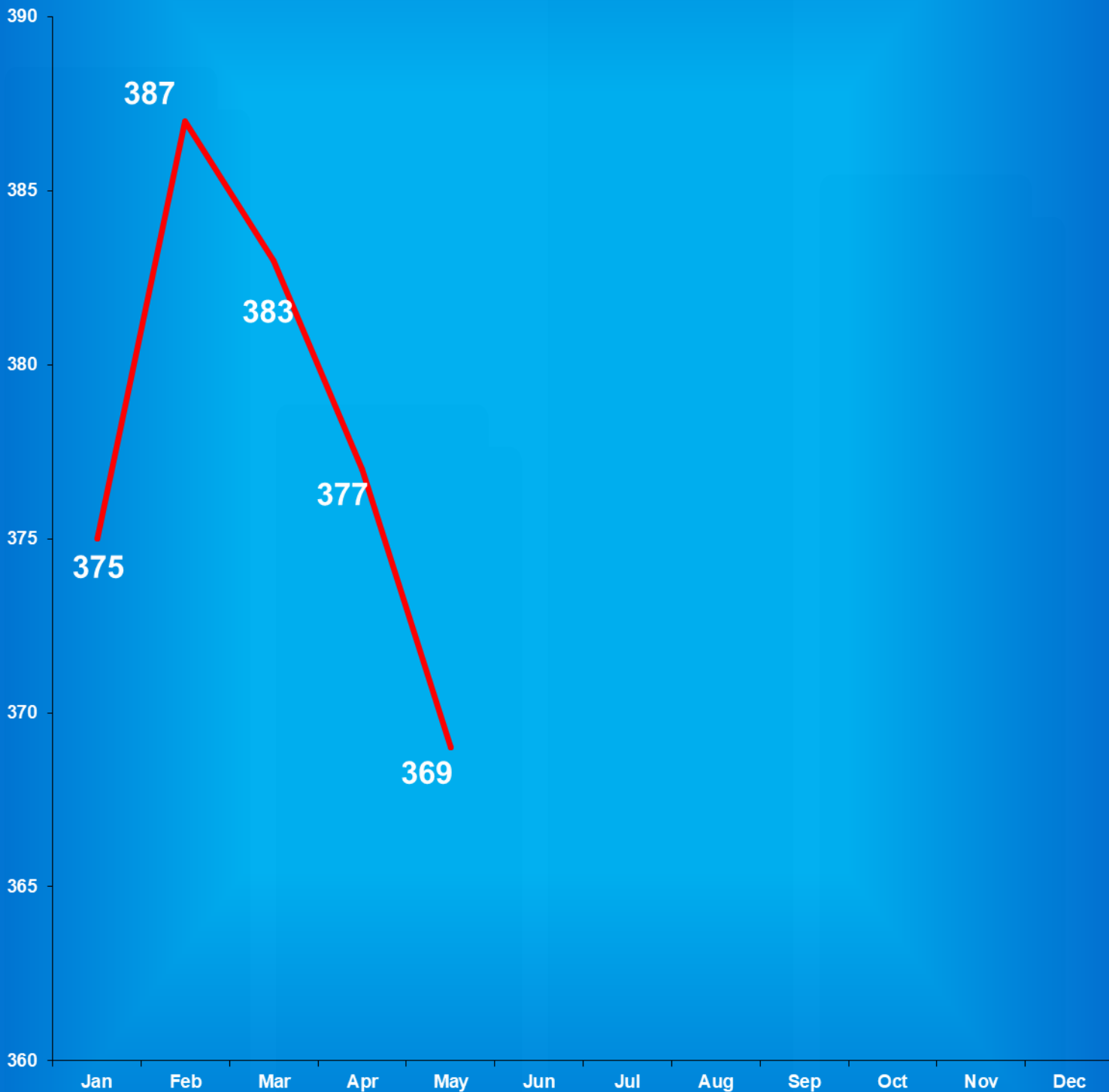
<u>Month</u>	<u>2015</u>	<u>2016</u>	<u>2017</u>	<u>2018</u>	<u>2019</u>
January	35	39	26	46	36
February	26	40	26	38	36
March	32	69	36	33	17
April	43	33	45	27	24
May	37	44	35	42	
June	41	40	48	29	
July	50	29	40	29	
August	31	38	48	28	
September	42	36	43	41	
October	45	24	39	24	
November	41	28	48	34	
December	<u>40</u>	<u>30</u>	<u>34</u>	<u>52</u>	
TOTALS	548	463	450	468	113

Source: SAS - mnthadm4.pgm

Indiana Department of Correction

Graph H

Average Daily Juvenile Male Offender Populations Calendar Year 2019





Juvenile Reintegration Districts



District #8

District #6

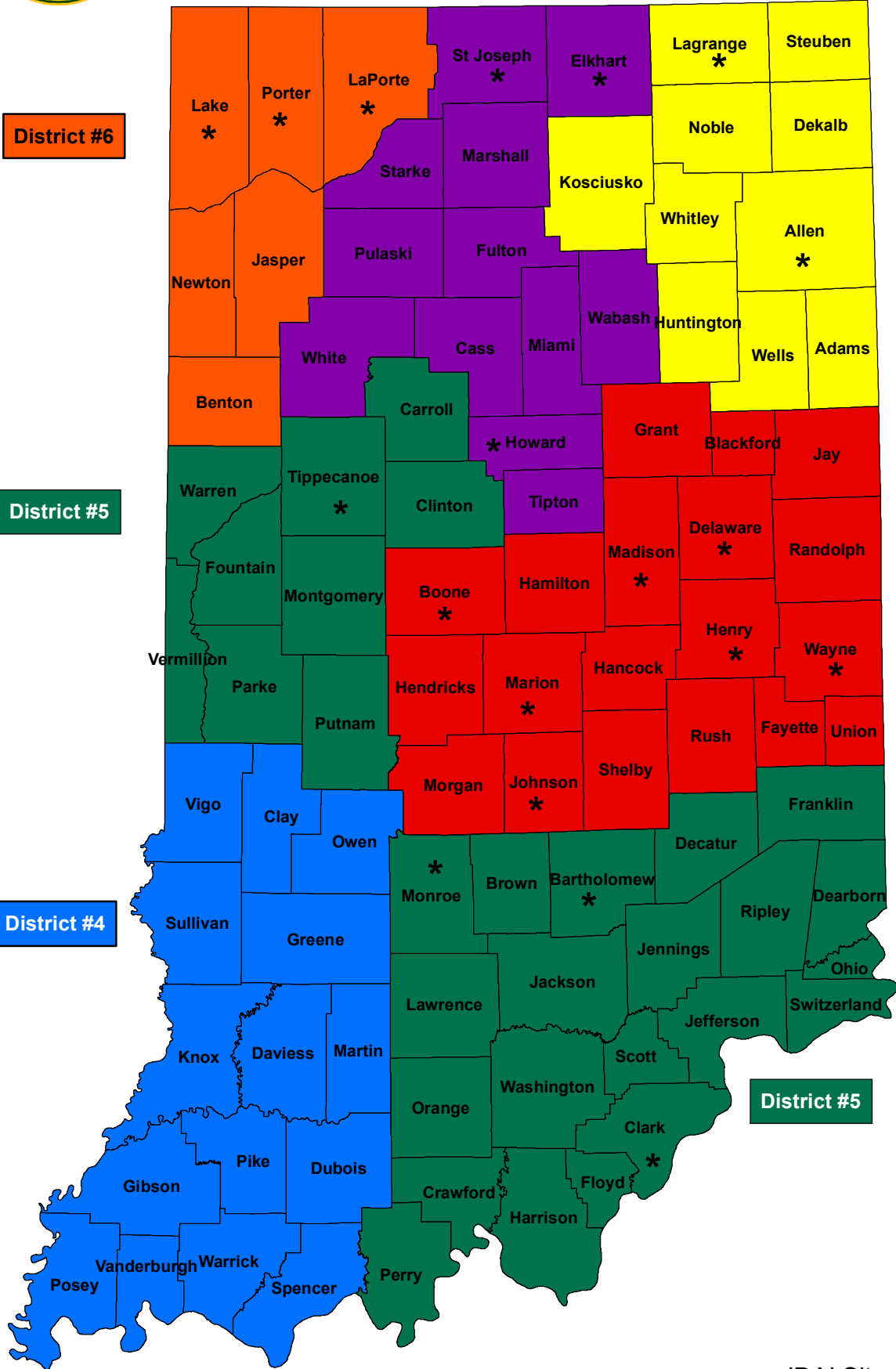
District #2

District #5

District #3

District #4

District #5



*JDAI Site

Indiana Department of Correction
Table 20
Juvenile Parole Caseload on May 01, 2019

<u>Juvenile Reintegration Districts</u>	Indiana Parolees		Other Jurisdiction		<u>Total</u>
	<u>Juvenile Male</u>	<u>Juvenile Female</u>	<u>Juvenile Male</u>	<u>Juvenile Female</u>	
<i>Interstate Compact (RD0)*</i>	1	0	6	1	8
	<u>District Supervision Breakdown as follows:</u>				
Juv Reintegration District 2	15	1	1	0	<i>17</i>
Juv Reintegration District 3	12	2	0	0	<i>14</i>
Juv Reintegration District 4	5	1	1	0	<i>7</i>
Juv Reintegration District 5	1	2	1	0	<i>4</i>
Juv Reintegration District 6	4	1	3	0	<i>8</i>
Juv Reintegration District 8	11	3	0	1	<i>15</i>
Total	49	10	6	1	66

Total Juvenile Parole Population on the First Day of Each Month

<u>Calendar Year 2019</u>	Indiana Parolees		Other Jurisdiction		<u>Total</u>
	<u>Juvenile Male</u>	<u>Juvenile Female</u>	<u>Juvenile Male</u>	<u>Juvenile Female</u>	
January	38	6	5	0	49
February	42	7	6	1	56
March	43	9	7	1	60
April	50	8	7	1	66
May	49	10	6	1	66

** Includes Indiana parolees who are serving their parole in another state, as well as offenders from other States being supervised in Indiana (Interstate Compact)*

Sources:
Parole Division
SAS - juvparl2.pgm

**Indiana Department of Correction
Indiana Government Center South, Room E334
302 W. Washington Street
Indianapolis, IN 46204**

**Prepared by:
Chris Yirenkyi, Data Analyst
(317) 233-4765
cyirenkyi@idoc.IN.gov**

This report and previous reports may be found at:

<http://www.in.gov/idoc/2376.htm>



CHANGING LIVES

The graphic features the text "CHANGING LIVES" in a bold, blue, sans-serif font. The word "CHANGING" is on the top line, and "LIVES" is on the bottom line. The letter "I" in "LIVES" is replaced by a solid blue silhouette of the state of Indiana. To the left of the text is the official seal of the Indiana Department of Correction. The seal is circular with a gold border. The outer ring contains the text "INDIANA" at the top and "DEPARTMENT OF CORRECTION" at the bottom, separated by stars. The inner ring contains the words "EMPLOYEES", "EFFICIENCY", and "EFFECTIVENESS" around a central emblem featuring a torch and a scale of justice.

The Indiana Department of Correction advances public safety and successful re-entry through dynamic supervision, programming, and partnerships.