


Indiana Department of Correction

Division of Data Analytics



Offender Population Statistical Report

- FEBRUARY 2020 -

Rob Carter, Commissioner

**Indiana Department of Correction
Indiana Government Center South, Room E334
302 W. Washington Street
Indianapolis, IN 46204**

**Prepared by:
Chris Yirenkyi, Data Analyst
(317) 233-4765
cyirenkyi@idoc.in.gov**

This report and previous reports may be found at:

<http://www.in.gov/idoc/2376.htm>



Definitions

For the purpose of this report, the following definitions apply:

Admission – The means by which an offender enters the custody or jurisdiction of the Indiana Department of Correction. For this report, with the exception of the return of an escapee, this does not include a return from a temporary absence.

Average Daily Population – The sum of the daily beginning counts for a month, divided by that month's number of daily beginning counts.

Beginning Count – The number of offenders physically present at the beginning of the day (ie, 0000:01 hours).

Class A Felony – An offense whereby a person convicted of this felony shall be imprisoned for a fixed term of thirty years, with not more than twenty years added for aggravating circumstances, or not more than ten years subtracted for mitigating circumstances.

Class B Felony – An offense whereby a person convicted of this felony shall be imprisoned for a fixed term of ten years, with not more than ten years added for aggravating circumstances, or not more than four years subtracted for mitigating circumstances.

Class C Felony – An offense whereby a person convicted of this felony shall be imprisoned for a fixed term of four years, with not more than four years added for aggravating circumstances, or not more than two years subtracted for mitigating circumstances.

Class D Felony – An offense whereby a person convicted of this felony shall be imprisoned for a fixed term of one and one-half years, with not more than one and one-half years added for aggravating circumstances, or not more than one year subtracted for mitigating circumstances.

Class 1 Felony – An offense whereby a person convicted of this felony shall be imprisoned with a sentence range of 20-40 years, with not more than twenty years added as a habitual offender enhancement.

Class 2 Felony – An offense whereby a person convicted of this felony shall be imprisoned with a sentence range of 10-30 years, with not more than twenty years added as a habitual offender enhancement.

Class 3 Felony – An offense whereby a person convicted of this felony shall be imprisoned with a sentence range of 3-16 years, with not more than twenty years added as a habitual offender enhancement.

Class 4 Felony – An offense whereby a person convicted of this felony shall be imprisoned with a sentence range of 2-12 years, with not more than twenty years added as a habitual offender enhancement.

Class 5 Felony – An offense whereby a person convicted of this felony shall be imprisoned with a sentence range of 1-6 years, with not more than six years added as a habitual offender enhancement.

Class 6 Felony – An offense whereby a person convicted of this felony shall be imprisoned with a sentence range of 0.5-2.5 years, with not more than six years added as a habitual offender enhancement.

Contracted Beds - Those offenders who have been committed to the Indiana Department of Correction, but are housed in a local work release facility under contract of a 3rd party provider.

County Jail "Back-ups" (Jail Bed Count) – Those offenders who have been committed to the Indiana Department of Correction, but are housed in a county jail until they can be transferred to a Department of Correction intake facility. The county receives \$35.00 per day, per offender, to house these offenders.

Ending Count – The number of offenders physically present at the end of the day (ie, 2400:00 hours).

Felon – A person convicted in any jurisdiction who might have been imprisoned for more than one year.

Murder - An offense whereby a person convicted of this felony shall be imprisoned for a fixed term of fifty-five years, with not more than ten years added for aggravating circumstances, or not more than ten years subtracted for mitigating circumstances.

Definitions Continued

Operational Capacity – The total bed capacity of the facility. The capacity of a facility is the number of beds authorized for safe and efficient operation of the facility.

Pre-Dispositional – An individual ordered by the Court to the Indiana Department of Correction for evaluation prior to sentencing.

Release – The means by which an offender leaves the custody or jurisdiction of the Indiana Department of Correction. For this report, with the exception of an escape, this does not include a temporary absence.

Safekeeper – An individual whom the Court has determined to be in imminent danger of serious bodily injury or death, or who represents a substantial threat to the safety of others, and whom the Court has ordered to the Indiana Department of Correction for custody and security control.

Maximum Level Facilities – Maximum security facilities have very restrictive security measures and housing is celled space.

Medium Level Facilities – Medium security facilities have moderate degree of security measures and housing consists of dormitories and celled space.

Minimum Level Facilities – Minimum Security Facilities have the least restrictive security measures and housing is dormitory style. Also included as minimum security are work release program offenders who leave the facility for outside employment but return nightly.

Intake Facilities – Intake facilities are designated to receive newly committed adult offenders. During the intake process each offender is evaluated through interviews, reports and diagnostic tests. This evaluation forms the basis of the offenders' facility and program assignment.

Secure Housing Units – Denotes maximum control with the most restrictive security measures in place.

Vacancy – The number of beds available for assignment.

Juvenile Diagnostic/Walkthrough – A Juvenile court can order a youth to the Department of Correction to be temporarily committed for not more than 14 days (excluding Saturdays, Sundays and Legal holidays) for the purpose of an evaluation. The youth must be adjudicated delinquent and the order has to be prior to disposition. The department will send a report to the court of the written findings.

Indiana Department of Correction Population Summary

- There were 24,689 adult male offenders (including 359 county jail “back-ups” and 77 in contracted beds) on March 01, 2020. This population is 2% below operational bed capacity for general population.
- There were 2,616 adult female offenders (including 55 county jail “back-ups” and 21 in contracted beds) on March 01, 2020. This population is 6% below the operational bed capacity.
- There were 349 juvenile male offenders in the Department’s facilities on March 01, 2020. This population is 38% below the operational bed capacity.
- There were 23 juvenile female offenders in the Department’s facilities on March 01, 2020. This population is 61% below the operational bed capacity.
- There were 5,284 adult males on parole in Indiana (4,839 Indiana parolees and 445 other jurisdiction parolees) March 01, 2020.
- There were 647 adult females on parole in Indiana (590 Indiana parolees and 57 other jurisdiction parolees) on March 01, 2020.
- There were 770 adults admitted to IDOC (670 males and 100 females) and 772 adults released from IDOC (652 males and 120 females) in February 2020.
- There were 26 juveniles admitted to IDOC (21 males and 5 females) and 17 juveniles released from IDOC (14 males and 3 females) in February 2020.

**Indiana Department of Correction
Human Resource Report**

02/29/2019

ADULT FACILITIES

Facility	Total Staff*	Custody Staff	Non-Custody	Vacancies	Hires - Rehires	Retired - Terminated	Inter-Agency		Contract/Vendor		
							In	Out	Aramark	Health	Education
Branchville Correctional Facility	254	177	77	21	5	5	0	0	12	30	6
Chain O'Lakes Correctional Facility	26	18	8	5	0	3	0	0	4	2	0
Correctional Industrial Facility	300	228	72	68	9	8	0	0	10	23	3
Edinburgh Correctional Facility	70	55	15	2	3	1	0	0	6	4	1
Indiana State Prison/Lakeside	495	381	114	76	27	22	1	0	22	42	3
Indiana Women's Prison	186	130	56	7	3	1	1	1	6	24	6
Madison Correctional Facility	205	146	59	10	8	7	0	0	10	25	3
Miami Correctional Facility	434	319	115	122	24	17	0	0	34	55	10
New Castle Correctional Facility**	435	298	137	107	0	0	0	0	29	63	16
Pendleton Correctional Facility	429	302	127	97	16	11	0	0	22	52	1
Plainfield Correctional Facility	346	254	92	48	23	19	0	0	23	35	9
Putnamville Correctional Facility	446	325	121	77	13	8	1	0	16	37	10
Reception-Diagnostic Center	213	162	51	34	4	3	0	0	0	24	0
Rockville Correctional Facility	244	172	72	22	0	4	0	0	12	35	6
South Bend Comm. Re-Entry Center	37	25	12	5	1	0	0	0	4	3	0
Heritage Trail DOC Staff	21	0	21	4	0	0	0	0	0	12	7
Heritage Trail GEO Staff**	170	116	54	12	0	0	0	0	4	11	0
Wabash Valley Correctional Facility	590	460	130	56	15	7	0	0	37	62	4
Westville Correctional Facility	655	496	159	115	31	20	1	0	36	67	12
Total	5,556	4,064	1,492	888	182	136	4	1	287	605	97

JUVENILE FACILITIES

Facility	Total Staff*	Custody Staff	Non-Custody	Vacancies	Hires - Rehires	Retired - Terminated	Inter-Agency		Contract/Vendor		
							In	Out	Aramark	Health	Education
Camp Summit	59	41	18	5	1	1	0	0	5	7	2
Logansport Intake/North Central	166	110	56	21	9	7	0	0	10	13	2
Pendleton Juvenile Correctional	223	144	79	71	24	13	0	0	8	17	4
Total	448	295	153	97	34	21	0	0	23	37	8

ADMINISTRATIVE

Central Office***	Total	559	184	375	71	3	5	0	0	0	10	1.5
-------------------	--------------	------------	------------	------------	-----------	----------	----------	----------	----------	----------	-----------	------------

TOTALS

STATE EMPLOYEE TOTAL	5,958	4,129	1,829	937	219	162	4	1	0	0	0
CONTRACT EMPLOYEE TOTAL	1,673	414	1,259	119	0	0	0	0	310	652	106
GRAND TOTAL	7,631	4,543	3,088	1,056	219	162	4	1	310	652	106

* Total Active Staff does not include those on disability, suspension, or leave with pay.

** New Castle Correctional Facility and Heritage Trail are privately contracted institutions. Their hire/rehire and termination/reire data is not provided to DOC.

*** Includes Technology Services Division, PEN Products, Staff Development and Training, and the Parole Division (counted as Custody Staff)

Note: Total staff, custody staff, non-custody staff, and vacancy data are as of the end of the month.

Hires and re-hires, retirements and terminations, intra-agency transfer in and transfer out are the total number of actions for the month.

Source: DOC Human Resource



Offender Statistics



Indiana Department of Correction

Table 1

**Offender Population & Vacancy Numbers, by Facility Security Level
March 1, 2020**

Minimum Security - Adult MALE

	February Ending Count	General Population Vacancies	Programs & Treatment Vacancies	Restricted Housing & Infirmery Vacancies	Down Beds	Held Beds
Chain O'Lakes	102	0	0	0	0	0
Edinburgh	340	1	0	0	0	3
Miami - MCA	198	6	0	0	0	0
New Castle - NCA	201	2	0	0	0	1
Pendleton - IRO	217	1	0	0	1	1
Westville - WCA	366	9	2	0	0	2
Wabash Valley - WVA	196	2	0	0	0	0
Total	1,620	21	2	0	1	7

Re-Entry & Work Release - Adult MALE

	February Ending Count	General Population Vacancies	Programs & Treatment Vacancies	Restricted Housing & Infirmery Vacancies	Down Beds	Held Beds
Bartholomew Co. Re-Entry	3	17	0	0	0	0
Chain O'Lakes Re-Entry	32	4	0	0	0	2
Lake Co. Re-Entry/M	7	3	0	0	0	0
South Bend Re-Entry	180	17	0	0	0	4
VOA/Hope Hall Re-Entry	19	1	0	0	0	0
Starke Co. PI - TC	48	0	0	0	0	0
Total	289	42	0	0	0	6

Medium Security - Adult MALE

	February Ending Count	General Population Vacancies	Programs & Treatment Vacancies	Restricted Housing & Infirmery Vacancies	Down Beds	Held Beds
Branchville	1,410	56	63	4	0	0
Correctional Industrial	1,449	25	0	5	0	16
Indiana State Prison ISO	377	5	0	0	0	3
Plainfield	1,505	17	0	4	161	9
Putnamville	2,159	20	9	0	322	0
Heritage Trail	852	11	0	0	0	5
Westville	2,538	84	49	71	155	44
New Castle	2,386	3	5	21	2	14
Total	12,676	221	126	105	640	91

Table 1 (Cont.)

Maximum Security - Adult MALE

	February Ending Count	General Population Vacancies	Programs & Treatment Vacancies	Restricted Housing & Infirmery Vacancies	Down Beds	Held Beds
Miami	2,897	39	5	2	20	21
Indiana State Prison	1,977	28	13	9	22	18
Pendleton	1,414	15	4	0	6	10
Pendleton Treatment Unit	174	0	81	0	5	0
ISR Secure Housing Unit	53	0	0	12	1	3
New Castle Annex	437	14	0	22	11	2
New Castle Mental Health	115	0	13	0	0	0
WCU Secure Housing Unit	108	0	0	0	2	0
Wabash Valley	1,712	11	33	6	6	17
WVS Secure Housing Unit	198	0	0	13	5	0
Reception Diag. Center	660	14	0	0	20	1
Total	9,745	121	149	64	98	72

Minumum Security & Re-Entry - Adult FEMALE

	February Ending Count	General Population Vacancies	Programs & Treatment Vacancies	Restricted Housing & Infirmery Vacancies	Down Beds	Held Beds
Madison	695	115	0	0	0	0
Jefferson Co. Re-Entry	56	9	0	0	0	7
Crane House	21	24	0	0	0	0
Total	772	148	0	0	0	7

Medium Security - Adult FEMALE

Rockville	973	4	49	15	0	0
Total	973	4	49	15	0	0

Maximum Security - Adult FEMALE

Women's Prison	680	26	11	2	0	8
Rockville Intake	136	76	0	0	0	0
Total	816	102	11	2	0	8

JAIL BED COUNT

Adult Male	359	N/A	N/A	N/A	N/A	N/A
Adult Female	55	N/A	N/A	N/A	N/A	N/A
Total	414					

Table 1 (Cont.)

JUVENILE OFFENDERS

Juvenile Male

	February Ending Count	General Population Vacancies	Programs & Treatment Vacancies	Restricted Housing & Infirmery Vacancies	Down Beds	Held Beds
Logansport Juvenile Intake/Diagnostic Facility	15	69	0	8	0	0
North Central Juvenile Correctional Facility	123	50	0	0	0	1
Pendleton Juvenile Correctional Facility	211	167	0	6	0	7
Total	349	286	0	14	0	8

Juvenile Female

LaPorte Juvenile Correctional Facility	23	36	0	3	0	0
--	----	----	---	---	---	---

TOTALS

	February Ending Count	General Population Vacancies	Programs & Treatment Vacancies	Restricted Housing & Infirmery Vacancies	Down Beds	Held Beds
GRAND TOTAL FOR ALL ADULT MALES (Includes Jail Bed Count and Contracted Beds)	24,689	405	277	169	739	176
TOTAL FOR ADULT MALES IDOC FACILITIES ONLY	24,253	384	277	169	739	176
GRAND TOTAL FOR ALL ADULT FEMALES (Includes Jail Bed Count and Contracted Beds)	2,616	254	60	17	0	15
TOTAL FOR ADULT FEMALES IDOC FACILITIES ONLY	2,540	221	60	17	0	8
TOTAL FOR JUVENILE MALES	349	286	0	14	0	8
TOTAL FOR JUVENILE FEMALES	23	36	0	3	0	0
GRAND TOTAL FOR THE DEPARTMENT (Includes Jail Bed Count and Contracted Beds)	27,677	981	337	203	739	199
GRAND TOTAL FOR THE DEPARTMENT (Excludes Jail Bed Count and Contracted Beds)	27,165	927	337	203	739	192

Sources: Planning Division Facility Body Count Report
 Planning Division Juvenile Daily Count Report
 OIS - Jail Bed Count
 Operational Support Services - Vacancy Report

Indiana Department of Correction
Table 2
Operational Capacity Compared to Population, by Facility
March 1, 2020

Minimum Security - Adult MALE					
	January Operational Capacity	February Operational Capacity	February Adjusted Operational Capacity*	February Ending Count	Percent +/- Capacity
Chain O'Lakes	102	102	102	102	0%
Edinburgh	344	344	341	340	0%
Miami - MCA	204	204	204	198	-3%
New Castle - NCA	204	204	203	201	-1%
Pendleton - IRO	220	220	218	217	0%
Westville - WCA	379	379	375	366	-2%
Wabash Valley - WVA	<u>198</u>	<u>198</u>	<u>198</u>	<u>196</u>	<u>-1%</u>
Total	1,651	1,651	1,641	1,620	-1%

Re-Entry & Work Release - Adult MALE					
Bartholomew Co. Re-Entry	20	20	40	3	-93%
Chain O'Lakes Re-Entry	38	38	36	32	-11%
Lake Co. Re-Entry/M	10	10	10	7	-30%
South Bend Re-Entry	201	201	197	180	-9%
VOA/Hope Hall Re-Entry	20	20	20	19	-5%
Starke Co. PI - TC	<u>48</u>	<u>48</u>	48	48	0
Total	337	337	351	289	-18%

Medium Security - Adult MALE					
Branchville	1,533	1,533	1,466	1,410	-4%
Correctional Industrial	1,495	1,495	1,474	1,449	-2%
Indiana State Prison ISO	385	385	382	377	-1%
Plainfield	1,696	1,696	1,522	1,505	-1%
Putnamville	2,510	2,510	2,179	2,159	-1%
Heritage Trail	868	868	863	852	-1%
Westville	2,941	2,941	2,622	2,538	-3%
New Castle	<u>2,431</u>	<u>2,431</u>	<u>2,389</u>	<u>2,386</u>	<u>0%</u>
Total	13,859	13,859	12,897	12,676	-2%

Table 2 (Cont.)

Maximum Security - Adult MALE					
	January Operational Capacity	February Operational Capacity	February Adjusted Operational Capacity*	February Ending Count	Percent +/- Capacity
Miami	2,984	2,984	2,936	2,897	-1%
Indiana State Prison	2,067	2,067	1,992	1,977	-1%
Pendleton	1,449	1,449	1,429	1,414	-1%
Pendleton Treatment Unit	260	260	174	174	0%
ISR Secure Housing Unit	69	69	53	53	0%
New Castle Annex	486	486	451	437	-3%
New Castle Mental Health	128	128	115	115	0%
WCU Secure Housing Unit	110	110	108	108	0%
Wabash Valley	1,785	1,785	1,723	1,712	-1%
WVS Secure Housing Unit	216	216	198	198	0%
Reception Diag. Center	<u>711</u>	<u>695</u>	<u>660</u>	<u>660</u>	<u>0%</u>
Total	10,265	10,249	9,839	9,745	-1%

Minimum Security & Re-Entry - Adult FEMALE					
Madison	810	810	810	695	-14%
Jefferson Co. Re-Entry	72	72	65	56	-14%
Crane House	45	45	45	21	-53%
Total	927	927	920	772	-16%

Medium Security - Adult FEMALE					
Rockville	<u>1,041</u>	<u>1,041</u>	<u>977</u>	<u>973</u>	0%
Total	1,041	1,041	977	973	0%

Maximum Security - Adult FEMALE					
Women's Prison	727	727	706	680	-4%
Rockville Intake	<u>212</u>	<u>212</u>	<u>136</u>	<u>136</u>	<u>0%</u>
Total	939	939	842	816	-3%

JAIL BED COUNT**					
Adult Male	270	359	359	359	0%
Adult Female	<u>46</u>	<u>55</u>	<u>55</u>	<u>55</u>	<u>0%</u>
Total	316	414	414	414	0%

JUVENILE OFFENDERS					
	Juvenile Male				
Logansport Juvenile Intake/Diagnostic Facility	92	92	15	15	0%
North Central Juvenile Correctional Facility	174	174	173	123	-29%
Pendleton Juvenile Correctional Facility	<u>391</u>	<u>391</u>	<u>378</u>	<u>211</u>	<u>-44%</u>
Total	657	657	566	349	-38%

Table 2 (Cont.)

Juvenile Female					
	January Operational Capacity	February Operational Capacity	February Adjusted Operational Capacity*	February Ending Count	Percent +/- Capacity
LaPorte Juvenile Correctional Facility	62	62	59	23	-61%
TOTALS					
	January Operational Capacity	February Operational Capacity	February Adjusted Operational Capacity*	February Ending Count	Percent +/- Capacity
GRAND TOTAL FOR ALL ADULT MALES (Includes Jail Bed Count and Contracted Beds)	26,382	26,455	25,087	24,689	-2%
TOTAL FOR ADULT MALES IDOC FACILITIES ONLY	26,014	25,998	24,610	24,253	-1%
GRAND TOTAL FOR ALL ADULT FEMALES (Includes Jail Bed Count and Contracted Beds)	2,953	2,962	2,794	2,616	-6%
TOTAL FOR ADULT FEMALES IDOC FACILITIES ONLY	2,862	2,862	2,694	2,540	-6%
TOTAL FOR JUVENILE MALES	657	657	566	349	-38%
TOTAL FOR JUVENILE FEMALES	62	62	59	23	-61%
GRAND TOTAL FOR THE DEPARTMENT (Includes Jail Bed Count** and Contracted Beds)	30,054	30,136	28,506	27,677	-3%
GRAND TOTAL FOR THE DEPARTMENT (Excludes Jail Bed Count and Contracted Beds)	29,595	29,579	27,929	27,165	-3%

*Adjusted Operational Capacity includes Intake Beds and excludes Down, Held, and Segregation/Infirmary, and Program/Treatment Hold Beds.

**Jail Bed Counts - IDOC offender Jail Bed holding is demand-based, therefore Jail Bed Percent Capacity is always 0%. Jail Bed Operational Capacity is determined by each county's availability and fluctuates from month to month.

Sources: Planning Division Facility Body Count Report
 Planning Division Juvenile Daily Count Report
 OIS - Jail Bed Count
 Operational Support Services - Vacancy Report

Indiana Department of Correction

Table 3

**Facility Population on the First Day of Each Month
(Excludes County Jail "Back-ups" & Contracted Beds)**

<u>2019</u>	<u>Adult Male</u>	<u>Adult Female</u>	<u>Juvenile Male</u>	<u>Juvenile Female</u>	<u>Total</u>
January	23,970	2,500	365	38	26,873
February	23,876	2,481	382	41	26,780
March	23,963	2,481	386	40	26,870
April	24,030	2,488	383	44	26,945
May	24,103	2,522	372	34	27,031
June	24,138	2,549	360	36	27,083
July	24,181	2,596	355	34	27,166
August	24,186	2,574	367	43	27,170
September	24,285	2,630	373	39	27,327
October	24,264	2,614	376	39	27,293
November	24,274	2,582	368	39	27,263
December	24,259	2,564	360	28	27,211
<u>2020</u>	<u>Adult Male</u>	<u>Adult Female</u>	<u>Juvenile Male</u>	<u>Juvenile Female</u>	<u>Total</u>
January	24,294	2,569	325	25	27,213
February	24,238	2,544	342	21	27,145
March	24,253	2,540	349	23	27,165

Source: Research Division Juvenile Daily Count Report

Indiana Department of Correction
Table 4
Parole Caseload on March 03, 2020

<u>Parole District</u>	Indiana Parolees		Other Jurisdiction		<u>Total</u>
	<u>Adult Male</u>	<u>Adult Female</u>	<u>Adult Male</u>	<u>Adult Female</u>	
	<i>Interstate Compact (PD0)*</i>	360	35	445	
	<u>District Supervision Breakdown as follows:</u>				
Re-Entry Parole (PD1)	293	45	27	4	369
Fort Wayne (PD2)	574	59	33	2	668
Indianapolis (PD3)	1110	108	76	4	1,298
Evansville (P4A)	387	44	44	9	484
Terre Haute (P4B)	395	47	19	1	462
Bloomington (PD5)	301	44	23	5	373
Gary (PD6)	380	22	75	6	483
New Castle (PD7)	578	106	41	11	736
South Bend (PD8)	554	56	73	9	692
Madison (PD9)	267	59	34	6	366
Total	5,199	625	445	57	6,326

Total Parole Population on the First Day of Each Month

<u>Calendar Year 2020</u>	Indiana Parolees		Other Jurisdiction		<u>Total</u>
	<u>Adult Male</u>	<u>Adult Female</u>	<u>Adult Male</u>	<u>Adult Female</u>	
January	5,430	625	443	55	6,553
February	5,339	617	448	53	6,457
March	5,199	625	445	57	6,326

** Includes Indiana parolees who are serving their parole in another state, as well as offenders from other States being supervised in Indiana (Interstate Compact)*

Sources: Juvenile Services
Parole Division



Adult Offender Statistics



Indiana Department of Correction
Table 5
Monthly Admissions and Releases- Adult Offenders
(Includes County Jail "Back-ups" & Contracted Beds)
February 2020

Admissions	Male	Female	Total
New Commitments	309	54	363
Parole Violators - New Commits	22	1	23
Parole Violators - Technical	100	10	110
Unsentenced (Safekeepers)	3	0	3
Return from Esc - Sec/NonSec Facility	0	0	0
Return from Escape - Non-Secure Facility	0	1	1
Return from Escape - CTP Absconds	0	0	0
Court Supervision Violators - New Commits	65	8	73
Court Supervision Violators - Technical	156	26	182
Return from CTP - New Commits	1	0	1
Return from CTP - Technical	14	0	14
Unknown (Missing Data)	0	0	0
Total Admissions	670	100	770

Releases	Male	Female	Total
Parole	306	52	358
Probation	177	37	214
Escape Secure Facility	0	0	0
Walk-Away - Non-Secure Facility	0	0	0
Discharged	87	15	102
Unsentenced Discharged	0	0	0
Other (i.e. Death)	9	0	9
Community Transition Program (CTP)	71	16	87
CTP Absconds	2	0	2
Unknown (Missing Data)	0	0	0
Total Releases	652	120	772

Of the 309 new commitments of male felons, 162 (52.4%) had a prior commitment.

Of the 54 new commitments of female felons, 15 (27.8%) had a prior commitment.

Effective July 1, 1998, misdemeanants are to be committed to DOC only under special circumstances (IC 11-12-6)

Sources: SAS-prsadm8.pgm, SAS - prisrel8.pgm

Indiana Department of Correction
Table 6
New Admissions by County of Commitment - Adult Offenders

February 2020

County	Felony Level												Total	County	Felony Level												Total
	Murder	FA	FB	FC	FD	F1	F2	F3	F4	F5	F6	Other*			Murder	FA	FB	FC	FD	F1	F2	F3	F4	F5	F6	Other*	
Adams	0	0	0	0	0	0	0	1	1	3	2	0	7	Madison	0	0	2	1	0	0	1	2	2	11	7	0	26
Allen	1	0	4	0	0	0	1	9	8	22	6	0	51	Marion	1	2	2	2	0	1	11	28	26	49	3	0	125
Bartholomew	0	0	0	0	0	0	1	0	1	4	1	0	7	Marshall	0	0	1	0	0	0	1	2	0	2	0	0	6
Benton	0	0	0	0	0	0	0	1	0	0	1	0	2	Martin	0	0	0	0	0	0	0	0	0	1	0	0	1
Blackford	0	0	0	2	0	0	0	0	0	0	2	0	4	Miami	0	0	0	0	0	0	0	1	0	0	0	0	1
Boone	0	0	0	0	0	0	1	0	1	0	0	0	2	Monroe	0	0	0	1	0	0	0	1	1	3	0	0	6
Brown	0	0	0	0	0	0	0	0	0	1	0	0	1	Montgomery	0	0	0	0	0	0	0	0	5	1	2	0	8
Carroll	0	0	0	0	0	1	0	0	0	2	0	0	3	Morgan	0	0	1	0	0	1	1	1	0	2	1	0	7
Cass	0	0	0	0	0	0	0	0	0	4	0	0	3	Newton	0	0	0	0	0	0	0	0	0	2	1	0	3
Clark	0	0	1	0	0	0	0	0	1	2	0	0	4	Noble	0	0	1	0	0	0	0	0	0	4	0	0	5
Clay	0	0	2	0	0	0	1	0	1	1	0	0	5	Ohio	0	0	0	0	0	0	0	1	0	0	0	0	1
Clinton	0	0	1	1	0	0	0	0	0	2	2	0	6	Orange	0	0	0	0	0	0	0	0	2	0	0	0	2
Crawford	0	0	0	0	0	0	0	0	1	0	0	0	1	Owen	0	0	0	0	0	0	0	0	0	0	0	0	0
Daviess	0	0	0	0	0	1	0	0	1	0	0	0	2	Parke	0	0	0	0	0	0	0	1	0	1	0	0	2
Dearborn	0	0	0	0	1	0	0	4	2	5	0	0	12	Perry	0	0	0	0	0	0	0	1	0	0	0	0	1
Decatur	0	0	0	0	0	0	0	1	1	7	3	0	12	Pike	0	0	0	0	0	0	0	0	1	0	0	0	1
DeKalb	0	0	0	0	0	0	0	1	0	1	0	0	2	Porter	0	0	0	0	0	0	0	0	2	0	0	0	2
Delaware	1	0	0	0	0	0	1	0	3	2	0	0	7	Posey	0	0	0	0	0	0	1	0	0	0	0	0	1
Dubois	0	0	0	0	0	0	1	0	1	0	0	0	2	Pulaski	0	0	1	0	0	0	0	0	0	0	0	0	1
Elkhart	0	1	3	0	0	1	0	1	5	9	2	0	22	Putnam	0	0	0	0	0	0	0	0	1	0	0	0	1
Fayette	0	0	0	0	0	1	0	2	1	1	0	0	5	Randolph	0	0	0	0	0	0	0	0	2	0	0	0	2
Floyd	0	0	0	0	0	0	0	0	2	0	0	0	2	Ripley	0	0	0	0	0	0	0	1	0	4	0	0	5
Fountain	0	0	0	0	0	0	0	0	0	0	0	0	0	Rush	0	0	0	0	0	0	0	0	0	1	0	0	1
Franklin	0	0	0	0	0	0	0	0	1	0	0	0	1	St. Joseph	2	0	0	2	0	0	0	5	1	4	1	0	15
Fulton	0	0	0	0	0	1	0	0	0	0	0	0	1	Scott	0	0	0	0	0	0	0	0	1	2	2	0	5
Gibson	0	0	0	0	0	0	0	1	1	1	0	0	3	Shelby	0	0	0	0	0	0	0	2	6	0	0	0	8
Grant	0	0	1	0	1	0	1	0	3	2	0	0	8	Spencer	0	0	0	0	0	0	0	0	1	0	0	0	1
Greene	0	0	0	0	0	0	0	0	1	0	0	0	1	Starke	0	0	0	0	1	0	0	0	0	0	0	0	1
Hamilton	0	1	1	0	0	0	2	1	1	4	0	0	10	Steuben	0	0	0	0	0	0	1	1	0	0	0	0	2
Hancock	0	0	0	0	0	0	1	1	4	0	0	0	6	Sullivan	0	0	0	0	0	0	0	0	0	0	0	0	0
Harrison	0	0	0	0	0	0	0	0	1	0	0	0	1	Switzerland	0	0	0	0	0	0	0	0	2	1	0	0	3
Hendricks	0	0	0	0	0	1	1	0	1	0	0	0	3	Tippecanoe	0	1	0	0	0	0	0	2	4	4	0	0	11
Henry	2	0	0	0	0	0	0	0	2	2	0	0	6	Tipton	0	0	0	0	0	0	0	0	0	0	0	0	0
Howard	0	0	0	0	2	0	0	1	2	2	0	0	7	Union	0	0	0	0	0	0	0	0	0	0	0	0	0
Huntington	0	0	0	0	0	0	2	1	1	0	0	0	4	Vanderburgh	1	0	0	0	0	1	5	2	5	19	6	0	39
Jackson	0	0	0	0	0	2	0	2	4	0	0	0	8	Vermillion	0	0	0	0	0	0	0	0	0	0	0	0	0
Jasper	0	0	0	0	1	0	0	0	0	0	0	0	1	Vigo	2	0	0	1	0	0	1	1	3	2	0	0	10
Jay	0	0	0	0	0	0	1	1	2	0	0	0	4	Wabash	0	0	0	0	0	1	0	0	1	2	0	0	4
Jefferson	0	0	0	0	0	0	0	0	1	2	0	0	3	Warren	0	0	0	0	0	0	0	0	0	0	0	0	0
Jennings	0	0	0	1	0	0	0	0	0	1	0	0	2	Warrick	0	0	0	0	0	0	1	1	0	0	0	0	2
Johnson	0	0	0	0	0	2	3	6	7	0	0	0	18	Washington	0	0	0	0	0	1	0	1	0	1	0	0	3
Knox	0	0	0	0	0	0	0	0	1	0	0	0	1	Wayne	0	0	0	0	0	0	1	0	3	0	0	0	4
Kosciusko	0	0	0	0	0	0	3	1	0	0	0	0	4	Wells	0	0	0	1	0	1	0	0	1	2	4	0	9
LaGrange	0	0	0	0	0	0	0	0	0	0	0	0	0	White	0	0	0	0	0	0	0	0	0	0	0	0	0
Lake	0	0	2	2	0	1	0	2	0	11	0	0	18	Whitley	0	0	0	0	1	0	0	1	0	0	0	0	2
LaPorte	0	0	0	0	0	0	3	4	3	0	0	0	10	Unknown	0	0	0	0	0	0	0	0	0	0	0	0	0
Lawrence	0	0	0	0	0	0	0	3	5	0	0	0	8	Totals	10	5	23	14	5	10	31	81	113	249	77	0	618

Data based on Most Serious Offense and includes only New- and Recidivations.

Parole violators are not included.

*"Other" may include missing, habitual offense, contempt of court, or misdemeanor.

**"Unknown" represents offenders who were sentenced to DOC, but County of Commitment data was unavailable.

Source: Prsadm7.pgm

Indiana Department of Correction

Table 7

Release Type by County of Commitment - Adult Offenders

February 2020

County	Release Type				Total	County	Release Type				Total
	Parole	Probation	Discharged	CTP			Parole	Probation	Discharged	CTP	
Adams	0	0	1	0	1	Madison	17	8	2	9	36
Allen	23	13	4	9	49	Marion	77	39	25	12	153
Bartholomew	1	0	0	2	3	Marshall	1	1	2	2	6
Benton	0	1	0	0	1	Martin	0	0	0	1	1
Blackford	1	0	0	0	1	Miami	1	0	0	0	1
Boone	1	1	1	0	3	Monroe	5	0	1	2	8
Brown	0	0	1	0	1	Montgomery	1	3	0	0	4
Carroll	0	1	0	0	1	Morgan	2	3	0	0	5
Cass	6	2	0	3	11	Newton	0	0	0	0	0
Clark	6	2	1	0	9	Noble	4	2	0	0	6
Clay	0	2	0	0	2	Ohio	0	2	0	0	2
Clinton	2	1	1	0	4	Orange	1	0	0	0	1
Crawford	0	0	0	0	0	Owen	1	0	0	0	1
Daviess	0	1	1	0	2	Parke	0	1	1	0	2
Dearborn	5	8	0	0	13	Perry	0	0	1	0	1
Decatur	4	2	1	0	7	Pike	3	0	1	0	4
DeKalb	4	1	1	0	6	Porter	4	1	0	1	6
Delaware	4	4	1	1	10	Posey	0	1	0	0	1
Dubois	2	1	2	0	5	Pulaski	0	1	0	0	1
Elkhart	15	9	3	3	30	Putnam	1	1	0	1	3
Fayette	2	1	2	2	7	Randolph	1	0	0	1	2
Floyd	2	1	1	0	4	Ripley	0	3	2	0	5
Fountain	1	2	0	0	3	Rush	1	0	0	0	1
Franklin	0	3	0	0	3	St. Joseph	8	4	3	2	17
Fulton	1	1	0	1	3	Scott	3	2	3	0	8
Gibson	2	0	0	0	2	Shelby	1	3	2	1	7
Grant	4	5	1	0	10	Spencer	2	1	0	0	3
Greene	3	2	0	0	5	Starke	1	0	1	0	2
Hamilton	4	2	2	0	8	Steuben	2	0	0	0	2
Hancock	1	2	0	2	5	Sullivan	0	1	0	0	1
Harrison	0	3	0	0	3	Switzerland	1	2	0	0	3
Hendricks	6	2	0	0	8	Tippecanoe	1	8	1	4	14
Henry	6	2	1	1	10	Tipton	0	0	1	0	1
Howard	3	5	1	2	11	Union	1	0	0	0	1
Huntington	4	6	0	0	10	Vanderburgh	23	4	7	8	42
Jackson	8	1	2	1	12	Vermillion	1	0	0	0	1
Jasper	3	1	0	0	4	Vigo	4	3	2	3	12
Jay	2	0	1	0	3	Wabash	6	2	2	1	11
Jefferson	3	1	1	1	6	Warren	1	0	0	0	1
Jennings	2	2	2	0	6	Warrick	0	0	0	2	2
Johnson	14	3	1	0	18	Washington	3	4	0	0	7
Knox	1	0	0	0	1	Wayne	7	3	1	1	12
Kosciusko	5	2	3	0	10	Wells	4	4	2	2	12
LaGrange	0	2	0	0	2	White	1	0	0	0	1
Lake	9	5	2	5	21	Whitley	0	1	0	0	1
LaPorte	5	2	4	0	11	Unknown	0	0	0	0	0
Lawrence	3	1	0	1	5	Totals	358	214	102	87	761

This data excludes Temporary Moves, Safekeepers, Predispositions, Escapes, Deaths, releases from CTP and releases from Out of State Parole.

**Unknown" represents offenders who were sentenced to DOC, but County of Commitment data was unavailable.

Source: prisrel7.pgm

Indiana Department of Correction
Table 8
The Number of Department of Correction Offenders
Held in County Jails*
March 02, 2020.

<u>County</u>	<u>Adult Male</u>	<u>Adult Female</u>	<u>County</u>	<u>Adult Male</u>	<u>Adult Female</u>	<u>County</u>	<u>Adult Male</u>	<u>Adult Female</u>
Adams	9	0	Hendricks	5	0	Pike	0	0
Allen	20	4	Henry**	3	0	Porter	2	1
Bartholomew	5	0	Howard	4	4	Posey	1	0
Benton	2	0	Huntington	1	0	Pulaski**	1	0
Blackford**	2	1	Jackson	7	0	Putnam**	0	2
Boone	2	0	Jasper	1	0	Randolph	0	0
Brown	1	0	Jay	2	1	Ripley	5	1
Carroll	4	0	Jefferson	0	0	Rush	0	0
Cass	5	1	Jennings	1	0	St. Joseph	3	0
Clark	12	0	Johnson	7	6	Scott	2	3
Clay	6	0	Knox**	3	0	Shelby	2	0
Clinton	2	0	Kosciusko	5	0	Spencer**	10	2
Crawford**	1	0	LaGrange	0	0	Starke	1	0
Daviess	2	0	Lake	14	2	Steuben	2	0
Dearborn	2	0	LaPorte	12	0	Sullivan	0	0
Decatur	2	1	Lawrence	3	1	Switzerland	2	1
DeKalb	2	0	Madison	11	2	Tippecanoe	10	3
Delaware	9	1	Marion	24	0	Tipton	0	0
Dubois	1	0	Marshall	1	0	Union	1	0
Elkhart	32	0	Martin	0	0	Vanderburgh	19	3
Fayette	5	0	Miami	1	1	Vermillion	1	0
Floyd	3	1	Monroe	1	1	Vigo	7	1
Fountain	0	0	Montgomery	3	0	Wabash	1	0
Franklin	1	0	Morgan	3	1	Warren	0	0
Fulton	2	0	Newton	1	1	Warrick	0	1
Gibson	0	1	Noble	3	0	Washington	1	1
Grant	13	0	Ohio	0	0	Wayne	6	1
Greene	2	0	Orange**	2	1	Wells**	2	1
Hamilton	9	0	Owen	0	0	White	3	2
Hancock	0	0	Parke	1	0	Whitley	1	1
Harrison**	1	0	Perry	0	0	Total	359	55

* Data is based on known frequencies reported by the counties; some county data may be missing

** County Jail Substance Abuse Programs

Source: Offender Movement□

Indiana Department of Correction
Table 9
Community Transition Program
Average Daily Populations

<u>Month</u>	<u>2016</u>	<u>2017</u>	<u>2018</u>	<u>2019</u>	<u>2020</u>
January	518	465	392	382	338
February	480	475	402	379	338
March	492	475	411	372	
April	518	481	441	376	
May	499	487	443	396	
June	469	481	398	379	
July	491	445	386	393	
August	496	421	395	336	
September	509	400	387	330	
October	478	385	384	324	
November	470	389	366	323	
December	<u>461</u>	<u>372</u>	<u>381</u>	<u>339</u>	
YEARLY AVERAGE	490	440	399	361	338

Source: CTP Database and OIS Warmbody

Indiana Department Of Correction
Table 10
Community Transition Program
February 2020 Release Information (Felony Level A-D)

Total number of offenders eligible to be released =		167
Felony A and B total =	129	
Felony C total =	31	
Felony D total =	4	
Murder =	3	
Total number of offenders transitioned to counties for CTP =		28
By default (lack of response from judge)		
Felony A or B =	0	
Felony C =	4	
Felony D =	0	
By approval by court order from judge		
Felony A or B =	22	
Felony C =	1	
Felony D =	0	
Murder =	1	
Total number of offenders transitioned to counties then returned to DOC due to refusal (court ordered denial upon receipt of offender) =		0
Total number of court ordered denials =		81
Felony A or B =	56	
Felony C =	22	
Felony D =	2	
Murder =	1	
Total number of Felony A or B, or Murder denials by default (no response from judge) =		34
Total number of offenders who became ineligible after eligibility determined but prior to CTP commencement date (reasons include change in Earliest Possible Release Date, change in warrant status, released to probation or to parole, other miscellaneous) =		23
Felony A or B =	18	
Felony C =	3	
Felony D =	2	
Murder =	0	

Source: SAS - CTP2 Adms

Indiana Department Of Correction
Table 10
Community Transition Program
February 2020 Release Information (Felony Level 1-6)

Total number of offenders eligible to be released =		259
Felony 1 and 2 total =	6	
Felony 3 and 4 total =	86	
Felony 5 and 6 total =	167	
Total number of offenders transitioned to counties for CTP =		63
By default (lack of response from judge)		
Felony 1 and 2 total =	0	
Felony 3 and 4 total =	0	
Felony 5 and 6 total =	9	
By approval by court order from judge		
Felony 1 and 2 total =	4	
Felony 3 and 4 total =	21	
Felony 5 and 6 total =	29	
Total number of offenders transitioned to counties then returned to DOC due to refusal (court ordered denial upon receipt of offender) =		0
Total number of court ordered denials =		140
Felony 1 and 2 total =	2	
Felony 3 and 4 total =	38	
Felony 5 and 6 total =	100	
Total number of Felony 1 or 2 denials by default (no response from judge) =		0
Total number of offenders who became ineligible after eligibility determined but prior to CTP commencement date (reasons include change in Earliest Possible Release Date, change in warrant status, released to probation or to parole, other miscellaneous) =		40
Felony 1 and 2 total =	0	
Felony 3 and 4 total =	11	
Felony 5 and 6 total =	29	

Indiana Department of Correction
Table 11
Total Number of Felony Offenses
Committed to the Indiana Department of Correction

February 2020

Felony Level	Primary Offense	Secondary Offense	Feb-20		This Calendar Year	
			SEX		SEX	
			F	M	F	M
A Felony	Burglary (35-43-2-1)		-	1	-	2
	Child Molesting (35-42-4-3)		-	1	-	7
	Dealing Cocaine or Narcotic Drug (35-48-4-1)		1	-	1	5
	Dealing Methamphetamine (35-48-4-1.1)		-	-	1	1
	Rape (35-42-4-1)		-	1	-	1
	Robbery (35-42-5-1)		-	1	-	2
A Felony Total			1	4	2	18

Felony Level	Primary Offense	Secondary Offense	Feb-20		This Calendar Year	
			SEX		SEX	
			F	M	F	M
B Felony	Aggravated Battery (35-42-2-1.5)		-	1	-	1
	Burglary (35-43-2-1)		-	6	-	20
	Carjacking (35-42-5-2)		-	-	-	1
	Child Molesting (35-42-4-3)		-	-	-	1
	Criminal Confinement (35-42-3-3)		-	2	-	3
	Dealing Cocaine or Narcotic Drug (35-48-4-1)		2	5	2	11
	Dealing Methamphetamine (35-48-4-1.1)		-	3	2	5
	Dealing Sched I, II, or III Catrid Sub (35-48-4-2)		2	-	3	6
	Felon in Possession of a Firearm (35-47-4-5)		-	-	-	2
	Possession Methamphetamine (35-48-4-6.1)		-	-	-	2
	Possession of Cocaine or Narcotic Drug (35-48-4-6)		-	-	-	1
	Robbery (35-42-5-1)		-	9	-	12
	Sexual Misconduct with a Minor (35-42-4-9)		-	-	1	-
	B Felony Total			4	26	8

Felony Level	Primary Offense	Secondary Offense	Feb-20		This Calendar Year	
			SEX		SEX	
			F	M	F	M
C Felony	Battery (35-42-2-1)		-	1	-	2
	Burglary (35-43-2-1)		-	3	-	4
	Check Fraud (35-43-5-12)		1	-	1	-
	Child Molesting (35-42-4-3)		-	2	-	7
	Contribute to Delinquency (35-46-1-8)		-	1	-	1
	Corrupt Business Influence (35-45-6-2)		-	-	-	1
	Felon in Possession of a Firearm (35-47-4-5)		-	1	-	1
	Firearm w/in One Mile of School (35-47-2-1)		-	-	-	2
	Forgery (35-43-5-2)		1	-	6	2
	Fraud on Financial Institution (35-43-5-8)		1	-	1	-
	Intimidation (35-45-2-1)		-	-	-	1
	Non-Support of Dependent Child (35-46-1-5)		-	2	-	10
	Operating Vehicle w/Lifetime Suspension (9-30-10-17)		-	1	-	2
	Reckless Homicide (35-42-1-5)		-	-	-	1
	Robbery (35-42-5-1)		-	2	-	5
	Sexual Battery (35-42-4-8)		-	1	-	1
	Sexual Misconduct with a Minor (35-42-4-9)		-	-	-	1
	Welfare Fraud (35-43-5-7)		5	-	5	1
	C Felony Total			8	14	13

Felony Level	Primary Offense	Secondary Offense	Feb-20		This Calendar Year	
			SEX		SEX	
			F	M	F	M
D Felony	Auto Theft, Receiving Stolen Parts (35-43-4-2.5)		-	1	-	1
	Criminal Recklessness (35-42-2-2)		-	-	-	1
	Failure to Remit Sales Tax (6-2.5-9-3)		-	-	-	1
	Failure to Return to Lawful Detention (35-44-3-5)		-	-	-	1
	Intimidation (35-45-2-1)		-	-	-	1
	Maintaining a Common Nuisance (35-48-4-13)		-	1	-	1
	Neglect of a Dependent (35-46-1-4)		-	-	-	2
	Non-Support of a Child (35-46-1-5)		-	1	-	6
	Operating Vehicle Intox-Prior (9-30-5-3)		-	-	-	1
	Operating Vehicle Intoxicated-Endanger (9-30-5-2)		-	-	-	2
	Poss. of Marijuana, Hash Oil, or Hashish (35-48-4-11)		-	-	-	1
	Possession - Syringe/Needle (16-42-19-18)		-	1	-	1
	Possession of Cocaine or Narcotic Drug (35-48-4-6)		1	-	1	-
	Possession of Controlled Substance (35-48-4-7)		-	-	1	1
	Possession of Meth(35-48-4-6.1)		-	3	-	3
	Residential Entry (35-43-2-1.5)		-	1	-	1
	Theft, Receiving Stolen Property (35-43-4-2)		-	1	1	2
	Vicarious Sexual Gratification (35-42-4-5)		-	-	-	1
D Felony Total			1	9	3	27

Felony Level	Primary Offense	Secondary Offense	Feb-20		This Calendar Year	
			SEX		SEX	
			F	M	F	M
Level 1 Felony	Aggravated Battery (35-42-2-1.5)		1	1	1	1
	Attempted Murder (35-42-1-1(1))		-	-	-	1
	Attempt to Commit a Felony (35-41-5-1)	Murder (35-42-1-1)	-	3	-	7
	Burglary (35-43-2-1)		-	1	-	1
	Child Molesting (35-42-4-3)		-	8	-	18
	Firearm Enhancement (35-50-2-11)		1	-	1	1
Level 1 Felony Total			2	13	2	29

Felony Level	Primary Offense	Secondary Offense	Feb-20		This Calendar Year	
			SEX		SEX	
			F	M	F	M
Level 2 Felony	Attempt to Commit a Felony (35-41-5-1)	Burglary (35-43-2-1)	-	-	-	1
	Burglary (35-43-2-1)		1	3	1	5
	Conspiracy (35-41-5-2)	Dealing Methamphetamine (35-48-4-1.1)	-	1	-	1
		Robbery (35-42-5-1)	-	-	-	1
	Criminal Confinement (35-42-3-3)		-	-	-	2
	Dealing Cocaine or Narcotic Drug (35-48-4-1)		-	6	-	18
	Dealing Methamphetamine (35-48-4-1.1)		2	19	6	41
	Dealing Sched I, II, or III Cntrl Sub (35-48-4-2)		-	-	1	-
	Fire Arm Enhancement (35-50-2-11)		-	-	-	1
	Kidnapping (35-42-3-2)		-	-	-	2
	Robbery (35-42-5-1)		-	1	1	3
	Voluntary Manslaughter (35-42-1-3)		-	1	-	3
Level 2 Felony Total			3	31	9	78

Felony Level	Primary Offense	Secondary Offense	Feb-20		This Calendar Year	
			SEX		SEX	
			F	M	F	M
Level 3 Felony	Accident/Failure to Stop-Serious Inj/Death (9-26-1-1.1)		1	-	1	-
	Aggravated Battery (35-42-2-1.5)		-	8	-	18
	Aiding, Inducing or Causing an Offense (35-41-2-4)	Robbery (35-42-5-1)	-	-	-	1
	Attempt to Commit a Felony (35-41-5-1)	Robbery (35-42-5-1)	1	-	1	2
	Burglary (35-43-2-1)		-	2	-	6
	Child Molesting (35-42-4-3)		-	4	-	10
	Conspiracy (35-41-5-2)	Aggravated Battery (35-42-2-1.5)	1	-	1	-
		Dealing Cocaine or Narcotic Drug (35-48-4-1)	-	-	1	-
		Robbery (35-42-5-1)	-	-	-	1
	Criminal Confinement (35-42-3-3)		-	10	1	22
	Dealing Cocaine or Narcotic Drug (35-48-4-1)		1	9	3	17
	Dealing Methamphetamine (35-48-4-1.1)		3	8	5	19
	Dealing Sched I, II, or III Cntrl Sub (35-48-4-2)		-	2	-	3
	Feticide (35-42-1-6)		-	-	-	1
	Kidnapping (35-42-3-2)		-	2	-	3
	Neglect of a Dependent/Death (35-46-1-4)		1	-	1	2
	Possession of Cocaine or Narcotic Drug (35-48-4-6)		-	2	-	3
	Possession of Meth (35-48-4-6.1)		-	6	3	16
	Rape (35-42-4-1)		-	1	-	6
	Resisting Law Enforcement (35-44.1-3-1)		-	-	-	1
	Robbery (35-42-5-1)		2	43	3	70
Level 3 Felony Total			10	97	20	201

Felony Level	Primary Offense	Secondary Offense	Feb-20		This Calendar Year	
			SEX		SEX	
			F	M	F	M
Level 4 Felony	Aiding, Inducing or Causing an Offense (35-41-2-4)	Burglary (35-43-2-1)	-	-	1	-
		Dealing Methamphetamine (35-48-4-1.1)	-	-	1	-
	Arson (35-43-1-1)		-	1	-	2
	Attempt to Commit a Felony (35-41-5-1)	Burglary (35-43-2-1)	-	1	-	1
	Burglary (35-43-2-1)		3	31	10	59
	Child Exploitation (35-42-4-4)		-	1	-	1
	Child Molesting (35-42-4-3)		-	12	-	27
	Child Solicitation (35-42-4-6)		-	3	-	3
	Criminal Confinement (35-42-3-3)		-	1	-	1
	Dealing Cocaine or Narcotic Drug (35-48-4-1)		1	8	5	19
	Dealing Methamphetamine (35-48-4-1.1)		8	20	17	39
	Dealing Sched I, II, or III Cntrl Sub (35-48-4-2)		-	-	2	1
	Felon in Possession of a Firearm (35-47-4-5)		-	41	-	82
	Incest (35-46-1-3)		-	1	-	1
	Kidnapping(35-42-3-2)		-	-	-	1
	Manufacturing Meth (35-48-4-1.2)		-	-	1	2
	Operating Vehicle Intoxicated/Death (9-30-5-5)		1	4	1	4
	Possession of Cocaine or Narcotic Drug (35-48-4-6)		-	4	-	7
	Possession of Meth (35-48-4-6.1)		7	6	12	15
	Sexual Misconduct with a Minor (35-42-4-9)		-	1	1	6
	Stalking (35-45-10-5)		-	-	-	2
Level 4 Felony Total			20	135	51	273

Felony Level	Primary Offense	Secondary Offense	Feb-20		This Calendar Year	
			SEX		SEX	
			F	M	F	M
Level 5 Felony	Aiding, Inducing or Causing an Offense (35-41-2-4)	Robbery (35-42-5-1)	-	1	-	1
	Assisting a Criminal (35-44.1-2-5)		1	-	1	1
	Attempt to Commit a Felony (35-41-5-1)	Escape (35-44.1-3-4)	-	-	-	1
		Attempt to Commit a Crime (35-41-5-1)	-	-	1	-
		Trafficking with an Inmate (35-44.1-3-5)	-	1	-	1
	Auto Theft, Receiving Stolen Parts (35-43-4-2.5)		-	1	-	2
	Battery (35-42-2-1)		2	28	5	57
	Burglary (35-43-2-1)		4	23	7	67
	Child Exploitation (35-42-4-4)		-	3	-	12
	Child Pornography (35-42-4-4(C))		-	1	-	1
	Child Possession of a Firearm (35-47-10-5)		-	-	-	2
	Child Solicitation (35-42-4-6)		-	2	-	5
	Conspiracy (35-41-5-2)	Burglary (35-43-2-1)	-	-	-	1
		Prov Gun to Inel Per (35-47-2.5-16)	-	1	-	1
	Conversion (35-43-4-3)		-	-	-	1
	Corrupt Business Influence (35-45-6-2)		1	1	1	1
	Criminal Confinement (35-42-3-3)		-	9	-	14
	Criminal Recklessness (35-42-2-2)		1	2	1	7
	Dealing Cocaine or Narcotic Drug (35-48-4-1)		2	11	8	22
	Dealing Marijuana, Hash Oil, or Hashish (35-48-4-10)		-	1	-	1
	Dealing Methamphetamine (35-48-4-1.1)		5	22	9	48
	Dealing Sched I, II, or III Cntrl Sub (35-48-4-2)		-	1	3	2

Felony Level	Primary Offense	Secondary Offense	Feb-20		This Calendar Year	
			SEX		SEX	
			F	M	F	M
Level 5 Felony (cont'd)	Dealing in Methamphetamine (35-48-4-1.1)		5	7	9	24
	Dealing/Poss. Look-Alike Subs (35-48-4-4.6)		1	2	2	4
	Disarm/Attempt to Disarm an Officer (35-44.1-3-2)		-	-	-	1
	Domestic Battery (35-42-2-1.3)		3	19	6	39
	Escape (35-44.1-3-4)		-	10	1	11
	Fail to Stop Acc Death (9-26-1-1.1)		-	3	-	3
	Failure to Register as a Sex Offender (11-8-8-17)		-	12	-	27
	Firearm w/in One Mile of School (35-47-2-1)		4	36	4	56
	Fraud on Financial Institution (35-43-5-8)		3	5	3	9
	Intimidation (35-45-2-1)		1	10	2	23
	Kidnapping (35-42-3-2)		-	1	-	5
	Neglect of a Dependent/Death (35-46-1-4)		4	1	6	1
	Non-Support of Dependent Child (35-46-1-5)		-	-	-	1
	Obliterating Handgun I.D. (35-47-2-18)		-	3	-	3
	Oper Veh Aft Life Susp (9-30-10-17)		2	15	2	42
	Operating Veh while Intoxicated (9-30-5-2)		-	-	1	4
	Operating Vehicle Intoxicated/Death (9-30-5-5)		-	1	1	1
	Operating Vehicle Intoxicated/Injury (9-30-5-4)		1	-	1	1
	Possession of Cocaine or Narcotic Drug 35-48-4-6		1	8	2	23
	Possession of Dangerous Device (35-44.1-3-7)		-	-	-	1
	Prov Gun to Incl Per (35-47-2.5-16)		-	-	-	1
	Reckless Homicide (35-42-1-5)		-	3	1	3
	Resisting Law Enforcement (35-44.1-3-1)		-	-	-	1
	Robbery (35-42-5-1)		-	15	-	32
	Sexual Misconduct with a Minor (35-42-4-9)		1	3	1	8
	Stalking (35-45-10-5)		-	5	-	6
	Strangulation (35-42-2-9)		-	-	-	1
	Theft, Receiving Stolen Property (35-43-4-2)		1	3	1	5
	Trafficking with an Inmate (35-44.1-3-5)		-	1	1	3
Level 5 Felony Total			43	271	80	587

Felony Level	Primary Offense	Secondary Offense	Feb-20		This Calendar Year	
			SEX		SEX	
			F	M	F	M
Level 6 Felony	Aiding in Manufacture of Sch II Cont Subst (35-48-4-2)		-	-	1	2
	Attempt to Commit a Felony (35-41-5-1)	Auto Theft, Receiving Stolen Parts (35-43-4-2.5)	-	-	-	1
		Stangulation (35-42-2-9)	-	1	-	1
	Auto Theft, Receiving Stolen Parts (35-43-4-2.5)		1	2	5	6
	Battery 35-42-2-1		-	14	-	22
	Check Fraud (35-43-5-12)		-	1	-	2
	Child Exploitation (35-42-4-4)		-	-	-	1
	Conspiracy (35-41-5-2)	Auto Theft, Receiving Stolen Parts (35-43-4-2.5)	-	-	-	2
		Theft, Receiving Stolen Property (35-43-4-2)	-	-	-	1
	Criminal Confinement (35-42-3-3)		-	4	-	9
	Criminal Confinement (35-42-3-3)		-	16	-	29
	Criminal Gang Activity (35-45-9-3)		-	-	-	1
	Criminal Mischief (35-43-1-2)		-	1	-	1
	Criminal Recklessness (35-42-2-2)		-	2	2	4
	Criminal Trespass (35-43-2-2)		-	1	-	1
	Dealing Marijuana, Hash Oil, or Hashish (35-48-4-10)		1	-	3	1
	Dealing Sched IV Cntrl Sub (35-48-4-3)		-	1	-	1
	Dealing Subs, Represent as Cntrl Sub. (35-48-4-4.5)		-	1	-	1
	Dealing/Poss. Look-Alike Subs (35-48-4-11.5)		-	1	-	1
	Dissemination of Matter Harmful to Minor (35-49-3-3)		-	-	-	1
	Escape 35-44.1-3-4		5	18	7	47
	Fail to Reg Sex Off (11-8-8-17)		-	1	-	2
	Failure to Appear (35-44.1-2-9)		-	1	1	5
	Forgery, Counterfeiting, Application Fraud (35-43-5-2)		2	7	2	9
	Habitual Offender (35-50-2-8)		-	-	-	1
	Identity Deception (35-43-5-3.5)		1	1	2	1
	Impersonation of a Public Servant (35-44-2-3)		-	-	-	1
	Insurance Fraud (35-43-5-4.5)		-	1	-	3
	Intimidation (35-45-2-1)		-	5	-	8
	Invasion of Privacy (35-46-1-15.1)		-	4	-	8
	Leaving the Scene of an Accident(9-26-1-1.1)		1	-	1	1
	Maintain Common Nuisance (35-45-2-1(c))		2	2	3	9
	Maintaining Common Nuisance (35-48-4-13)		-	-	-	1
	Moving Body from Scene of Death (36-2-14-17)		-	1	-	1
	Neglect of a Dependent/Death (35-46-1-4)		1	3	3	5
	Non-Support of Dependent Child (35-46-1-5)		-	3	-	6
	Obstruction of Justice (35-44.1-2-2)		-	3	2	4
	Oper Vehicle-Intox-Prev Conv (9-30-5-3)		-	5	-	8
	Operating Vehicle Intoxicated-Contrlld Sub (9-30-5-1)		-	-	-	3
	Operating Vehicle Intoxicated-Endanger (9-30-5-2)		-	2	3	7
		Habitual Offender Controlled Substance (35-50-2-10)	-	-	-	1
	Operating Vehicle-Habitual Violation (9-30-10-16)		-	2	-	7
	Pointing a Firearm (35-47-4-3)		-	1	-	3
	Possession Sched IV Cntrl Sub w/in 1,000 ft (35-48-4-7)		-	-	-	1
	Possession of Child Pornography (35-42-4-4(C))		-	4	-	4
	Possession of Cocaine or Narcotic Drug (35-48-4-6)		1	10	6	27
	Possession of Marijuana (35-48-4-11)		-	-	1	-
	Possession of Meth (35-48-4-6.1)		1	-	1	-
	Possession of Meth(35-48-4-6.1)		10	30	28	82
	Possession of Syringes or Needles (16-42-19-18)		4	17	16	26
	Possession or Use of Legend Drug (16-42-19-13)		2	1	5	1
	Residential Entry (35-43-2-1.5)		-	5	-	12
	Resisting Law Enforc (35-44.1-3-1)		2	18	2	46
	Sexual Battery (35-42-4-8)		-	5	-	5
	Sexual Misconduct with a Minor (35-42-4-9)		-	-	-	1
	Strangulation (35-42-2-9)		-	3	-	9
	Synthetic ID Deception (35-43-5-3.8)		1	2	1	3
	Theft, Receiving Stolen Property (35-43-4-2)		6	27	9	84
	Voyeurism (35-45-4-5)		-	-	-	3
Level 6 Felony Total			41	227	104	533

Felony Level	Primary Offense	Secondary Offense	Feb-20		This Calendar Year	
			SEX		SEX	
			F	M	F	M
Murder	Murder (35-42-1-1)		1	9	1	21
Murder Total			1	9	1	21

Felony Level	Primary Offense	Secondary Offense	Feb-20		This Calendar Year	
			SEX		SEX	
			F	M	F	M
Habitual Offender	Habitual Offender Class D Felony (35-50-2-7.1)		-	-	-	1
	Habitual Offender (35-50-2-8)		-	7	-	15
	Habitual Offender Controlled Substance (35-50-2-10)		-	-	-	2
	Repeat Sexual Offender Enhancement 35-50-2-14		-	1	-	1
Habitual Offender Total			0	8	0	19

			Feb-20		This Calendar Year	
			SEX		SEX	
			F	M	F	M
Grand Total			134	844	293	1893

Note: Offense data may not be available for all offenders at the time this table was prepared.
Only new commitments and probation violations are reported on this table.
Parole and Community Transition Program violators are excluded on this table.
Source: SAS - all.citations_msso.pgm

Indiana Department of Correction
Table 12
Number of New Admissions by Most Serious Offense
Committed to the Indiana Department of Correction

February 2020

Felony Level	Primary Offense	Secondary Offense	Feb-20		This Calendar Year	
			SEX		SEX	
			F	M	F	M
Level A Felony	Burglary (35-43-2-1)		-	1	-	2
	Child Molesting (35-42-4-3)		-	1	-	4
	Dealing Cocaine or Narcotic Drug (35-48-4-1)		1	-	1	4
	Dealing Methamphetamine (35-48-4-1.1)		-	-	1	1
	Rape (35-42-4-1)		-	1	-	1
	Robbery (35-42-5-1)		-	1	-	2
Level A Felony			1	4	2	14

Felony Level	Primary Offense	Secondary Offense	Feb-20		This Calendar Year	
			SEX		SEX	
			F	M	F	M
Level B Felony	Aggravated Battery (35-42-2-1.5)		-	1	-	1
	Burglary (35-43-2-1)		-	4	-	16
	Carjacking (35-42-5-2)		-	-	-	1
	Child Molesting (35-42-4-3)		-	-	-	1
	Dealing Cocaine or Narcotic Drug (35-48-4-1)		2	4	2	9
	Dealing Methamphetamine (35-48-4-1.1)		-	3	2	4
	Dealing Sched I, II, or III Contrld Sub (35-48-4-2)		1	-	2	4
	Felon in Possession of a Firearm (35-47-4-5)		-	-	-	2
	Possession Methamphetamine (35-48-4-6.1)		-	-	-	2
	Possession of Cocaine or Narcotic Drug (35-48-4-6)		-	-	-	1
	Robbery (35-42-5-1)		-	8	-	11
	Sexual Misconduct with a Minor (35-42-4-9)		-	-	1	-
Level B Felony Total			3	20	7	52

Felony Level	Primary Offense	Secondary Offense	Feb-20		This Calendar Year	
			SEX		SEX	
			F	M	F	M
Level C Felony	Battery (35-42-2-1)		-	-	-	1
	Burglary (35-43-2-1)		-	2	-	3
	Check Fraud (35-43-5-12)		1	-	1	-
	Child Molesting (35-42-4-3)		-	1	-	2
	Contribute to Delinquency (35-46-1-8)		-	1	-	1
	Corrupt Business Influence (35-45-6-2)		-	-	-	1
	Felon in Possession of a Firearm (35-47-4-5)		-	1	-	1
	Firearm w/in One Mile of School (35-47-2-1)		-	-	-	1
	Forgery (35-43-5-2)		1	-	3	2
	Fraud on Financial Institution (35-43-5-8)		1	-	1	-
	Intimidation (35-45-2-1)		-	-	-	1
	Non-Support of Dependent Child (35-46-1-5)		-	2	-	5
	Operating Vehicle w/Lifetime Suspension (9-30-10-17)		-	1	-	2
	Reckless Homicide (35-42-1-5)		-	-	-	1
	Robbery (35-42-5-1)		-	2	-	3
	Sexual Misconduct with a Minor (35-42-4-9)		-	-	-	1
	Welfare Fraud (35-43-5-7)		1	-	1	-
Level C Felony Total			4	10	6	25

Felony Level	Primary Offense	Secondary Offense	Feb-20		This Calendar Year	
			SEX		SEX	
			F	M	F	M
Level D Felony	Auto Theft, Receiving Stolen Parts (35-43-4-2.5)		-	1	-	1
	Criminal Recklessness (35-42-2-2)		-	-	-	1
	Neglect of a Dependent (35-46-1-4)		-	-	-	1
	Non-Support of a Child (35-46-1-5)		-	-	-	2
	Operating Vehicle Intox-Prior (9-30-5-3)		-	-	-	1
	Operating Vehicle Intoxicated-Endanger (9-30-5-2)		-	-	-	2
	Possession - Syringe/Needle (16-42-19-18)		-	1	-	1
	Possession of Cocaine or Narcotic Drug (35-48-4-6)		1	-	1	-
	Possession of Controlled Substance (35-48-4-7)		-	-	1	-
	Possession of Meth(35-48-4-6.1)		-	1	-	1
	Residential Entry (35-43-2-1.5)		-	1	-	1
	Theft, Receiving Stolen Property (35-43-4-2)		-	-	1	-
Level D Felony Total			1	4	3	11

Felony Level	Primary Offense	Secondary Offense	Feb-20		This Calendar Year	
			SEX		SEX	
			F	M	F	M
Level 1 Felony	Aggravated Battery (35-42-2-1.5)		1	1	1	1
	Attempted Murder (35-42-1-1(1))		-	-	-	1
	Attempt to Commit a Felony (35-41-5-1)	Murder (35-42-1-1)	-	2	-	3
	Burglary (35-43-2-1)		-	1	-	1
	Child Molesting (35-42-4-3)		-	5	-	10
	Firearm Enhancement (35-50-2-11)		-	-	-	1
Level 1 Felony Total			1	9	1	17

Felony Level	Primary Offense	Secondary Offense	Feb-20		This Calendar Year	
			SEX		SEX	
			F	M	F	M
Level 2 Felony	Burglary (35-43-2-1)		1	2	1	4
	Conspiracy (35-41-5-2)	Dealing Methamphetamine (35-48-4-1.1)	-	1	-	1
	Criminal Confinement (35-42-3-3)	Robbery (35-42-5-1)	-	-	-	1
			-	-	-	2

Felony Level	Primary Offense	Secondary Offense	Feb-20		This Calendar Year	
			SEX		SEX	
			F	M	F	M
Level 2 Felony (cont'd)	Dealing Cocaine or Narcotic Drug (35-48-4-1)		-	6	-	15
	Dealing Methamphetamine (35-48-4-1.1)		2	18	5	39
	Dealing Sched I, II, or III Cntrlrd Sub (35-48-4-2)		-	-	1	-
	Robbery (35-42-5-1)		-	-	1	1
	Voluntary Manslaughter (35-42-1-3)		-	1	-	2
Level 2 Felony Total			3	28	8	65

Felony Level	Primary Offense	Secondary Offense	Feb-20		This Calendar Year		
			SEX		SEX		
			F	M	F	M	
Level 3 Felony	Accident/Failure to Stop-Serious Inj/Death (9-26-1-1.1)		1	-	1	-	
	Aggravated Battery (35-42-2-1.5)		-	7	-	13	
	Aiding, Inducing or Causing an Offense (35-41-2-4)	Robbery (35-42-5-1)	-	-	-	1	
	Attempt to Commit a Felony (35-41-5-1)	Robbery (35-42-5-1)	1	-	1	2	
	Burglary (35-43-2-1)		-	2	-	6	
	Child Molesting (35-42-4-3)		-	4	-	9	
	Conspiracy (35-41-5-2)	Aggravated Battery (35-42-2-1.5)	1	-	1	-	
		Dealing Cocaine or Narcotic Drug (35-48-4-1)	-	-	1	-	
	Criminal Confinement (35-42-3-3)		-	4	1	7	
	Dealing Cocaine or Narcotic Drug (35-48-4-1)		1	8	3	15	
	Dealing Methamphetamine (35-48-4-1.1)		2	8	4	18	
	Dealing Sched I, II, or III Cntrlrd Sub (35-48-4-2)		-	2	-	3	
	Kidnapping (35-42-3-2)		-	-	-	1	
	Neglect of a Dependent/Death (35-46-1-4)		1	-	1	1	
	Possession of Cocaine or Narcotic Drug (35-48-4-6)		-	2	-	2	
	Possession of Meth (35-48-4-6.1)		-	5	3	15	
	Rape (35-42-4-1)		-	1	-	6	
	Resisting Law Enforcement (35-44.1-3-1)		-	-	-	1	
	Robbery (35-42-5-1)		2	29	3	49	
	Level 3 Felony Total			9	72	19	149

Felony Level	Primary Offense	Secondary Offense	Feb-20		This Calendar Year		
			SEX		SEX		
			F	M	F	M	
Level 4 Felony	Aiding, Inducing or Causing an Offense (35-41-2-4)	Burglary (35-43-2-1)	-	-	1	-	
		Dealing Methamphetamine (35-48-4-1.1)	-	-	1	-	
	Arson (35-43-1-1)		-	1	-	2	
	Burglary (35-43-2-1)		3	19	7	41	
	Child Molesting (35-42-4-3)		-	9	-	20	
	Child Solicitation (35-42-4-6)		-	2	-	2	
	Criminal Confinement (35-42-3-3)		-	1	-	1	
	Dealing Cocaine or Narcotic Drug (35-48-4-1)		1	6	3	12	
	Dealing Methamphetamine (35-48-4-1.1)		8	15	14	29	
	Dealing Sched I, II, or III Cntrlrd Sub (35-48-4-2)		-	-	1	1	
	Felon in Possession of a Firearm (35-47-4-5)		-	27	-	57	
	Kidnapping(35-42-3-2)		-	-	-	1	
	Manufacturing Meth (35-48-4-1.2)		-	-	1	2	
	Operating Vehicle Intoxicated/Death (9-30-5-5)		1	3	1	3	
	Possession of Cocaine or Narcotic Drug (35-48-4-6)		-	3	-	3	
	Possession of Meth (35-48-4-6.1)		7	6	12	13	
	Sexual Misconduct with a Minor (35-42-4-9)		-	1	1	6	
	Stalking (35-45-10-5)		-	-	-	2	
	Level 4 Felony Total			20	93	42	195

Felony Level	Primary Offense	Secondary Offense	Feb-20		This Calendar Year	
			SEX		SEX	
			F	M	F	M
Level 5 Felony	Aiding, Inducing or Causing an Offense (35-41-2-4)	Robbery (35-42-5-1)	-	1	-	1
	Assisting a Criminal (35-44.1-2-5)		-	-	-	1
	Attempt to Commit a Felony (35-41-5-1)	Escape (35-44.1-3-4)	-	-	-	1
		Attempt to Commit a Crime (35-41-5-1)	-	-	1	-
		Trafficking with an Inmate (35-44.1-3-5)	-	1	-	1
	Auto Theft, Receiving Stolen Parts (35-43-4-2.5)		-	1	-	2
	Battery (35-42-2-1)		2	21	5	39
	Burglary (35-43-2-1)		3	19	6	47
	Child Exploitation (35-42-4-4)		-	3	-	6
	Child Possession of a Firearm (35-47-10-5)		-	-	-	1
	Child Solicitation (35-42-4-6)		-	2	-	4
	Conspiracy (35-41-5-2)	Providing Gun to Inel Pers (35-47-2.5-16)	-	1	-	1
	Conversion (35-43-4-3)		-	-	-	1
	Corrupt Business Influence (35-45-6-2)		1	-	1	-
	Criminal Confinement (35-42-3-3)		-	8	-	12
	Criminal Recklessness (35-42-2-2)		1	2	1	7
	Dealing Cocaine or Narcotic Drug (35-48-4-1)		1	7	2	17
	Dealing Methamphetamine (35-48-4-1.1)		2	18	6	39
	Dealing Sched I, II, or III Cntrlrd Sub (35-48-4-2)		-	1	1	2
	Dealing in Methamphetamine (35-48-4-1.1)		3	6	7	18
	Dealing/Poss. Look-Alike Subs (35-48-4-4.6)		1	2	2	3
	Disarm/Attempt to Disarm an Officer (35-44.1-3-2)		-	-	-	1
	Domestic Battery (35-42-2-1.3)		3	16	6	36
	Escape (35-44.1-3-4)		-	5	1	6
	Fail to Stop Acc Death (9-26-1-1.1)		-	2	-	2
	Failure to Register as a Sex Offender (11-8-8-17)		-	11	-	23
	Firearm w/in One Mile of School (35-47-2-1)		4	29	4	47
	Fraud on Financial Institution (35-43-5-8)		2	3	2	6
	Intimidation (35-45-2-1)		1	5	2	10
	Kidnapping (35-42-3-2)		-	1	-	3
	Neglect of a Dependent/Death (35-46-1-4)		1	1	1	1
	Non-Support of Dependent Child (35-46-1-5)		-	-	-	1
	Obliterating Handgun I.D. (35-47-2-18)		-	3	-	3
	Oper Veh Afr Life Susp (9-30-10-17)		2	14	2	31
	Operating Veh while Intoxicated (9-30-5-2)		-	-	1	3
	Operating Vehicle Intoxicated/Death (9-30-5-5)		-	1	1	1

Felony Level	Primary Offense	Secondary Offense	Feb-20		This Calendar Year	
			SEX		SEX	
			F	M	F	M
Level 5 Felony	Operating Vehicle Intoxicated/Injury (9-30-5-4)		1	-	1	1
	Possession of Cocaine or Narcotic Drug 35-48-4-6		1	7	2	19
	Reckless Homicide (35-42-1-5)		-	2	1	2
	Resisting Law Enforcement (35-44.1-3-1)		-	-	-	1
	Robbery (35-42-5-1)		-	14	-	27
	Sexual Misconduct with a Minor (35-42-4-9)		1	3	1	6
	Stalking (35-45-10-5)		-	4	-	5
	Theft, Receiving Stolen Property (35-43-4-2)		1	3	1	5
	Trafficking with an Inmate (35-44.1-3-5)		-	1	1	3
Level 6 Felony Total			31	218	59	446

Felony Level	Primary Offense	Secondary Offense	Feb-20		This Calendar Year	
			SEX		SEX	
			F	M	F	M
Level 6 Felony	Aiding in Manufacture of Sch II Cont Subst (35-48-4-2)		-	-	-	1
	Auto Theft, Receiving Stolen Parts (35-43-4-2.5)		-	-	2	2
	Battery 35-42-2-1		-	6	-	10
	Criminal Confinement (35-42-3-3)		-	2	-	2
	Criminal Confinement (35-42-3-3)		-	4	-	7
	Criminal Recklessness (35-42-2-2)		-	1	1	2
	Criminal Trespass (35-43-2-2)		-	1	-	1
	Dealing/Poss. Look-Alike Subs (35-48-4-11.5)		-	1	-	1
	Escape 35-44.1-3-4		3	7	4	13
	Forgery, Counterfeiting, Application Fraud (35-43-5-2)		-	1	-	1
	Insurance Fraud (35-43-5-4.5)		-	-	-	1
	Intimidation (35-45-2-1)		-	2	-	3
	Invasion of Privacy (35-46-1-15.1)		-	-	-	2
	Leaving the Scene of an Accident(9-26-1-1.1)		-	-	-	1
	Maintain Common Nuisance (35-45-2-1(c))		-	-	-	1
	Neglect of a Dependent/Death (35-46-1-4)		-	1	-	2
	Non-Support of Dependent Child (35-46-1-5)		-	1	-	1
	Obstruction of Justice (35-44.1-2-2)		-	-	1	-
	Oper Vehicle-Intox-Prev Conv (9-30-5-3)		-	2	-	3
	Operating Vehicle Intoxicated-Contrlld Sub (9-30-5-1)		-	-	-	2
	Operating Vehicle Intoxicated-Endanger (9-30-5-2)		-	-	2	2
		Habitual Offender Controlled Substance (35-50-2-10)	-	-	-	1
	Operating Vehicle-Habitual Violation (9-30-10-16)		-	1	-	3
	Possession of Cocaine or Narcotic Drug (35-48-4-6)		-	3	2	7
	Possession of Meth (35-48-4-6.1)		1	-	1	-
	Possession of Meth(35-48-4-6.1)		5	16	14	40
	Possession of Syringes or Needles (16-42-19-18)		1	-	2	-
	Residential Entry (35-43-2-1.5)		-	3	-	5
	Resisting Law Enforc (35-44.1-3-1)		-	2	-	7
	Strangulation (35-42-2-9)		-	-	-	3
	Synthetic ID Deception (35-43-5-3.8)		1	-	1	-
	Theft, Receiving Stolen Property (35-43-4-2)		3	9	4	26
Level 6 Felony Total			14	63	34	150

Felony Level	Primary Offense	Secondary Offense	Feb-20		This Calendar Year	
			SEX		SEX	
			F	M	F	M
Murder	Murder (35-42-1-1)		1	9	1	20
Murder Total			1	9	1	20

Grand Total	Feb-20		This Calendar Year	
	SEX		SEX	
	F	M	F	M
Grand Total	88	530	182	1144

Note: Offense data may not be available for all offenders at the time this table was prepared.

Only new commitments and probation violations are reported on this table.

Parole and Community Transition Program violators are excluded on this table.

Source: SAS - all.citations_msso.pgm

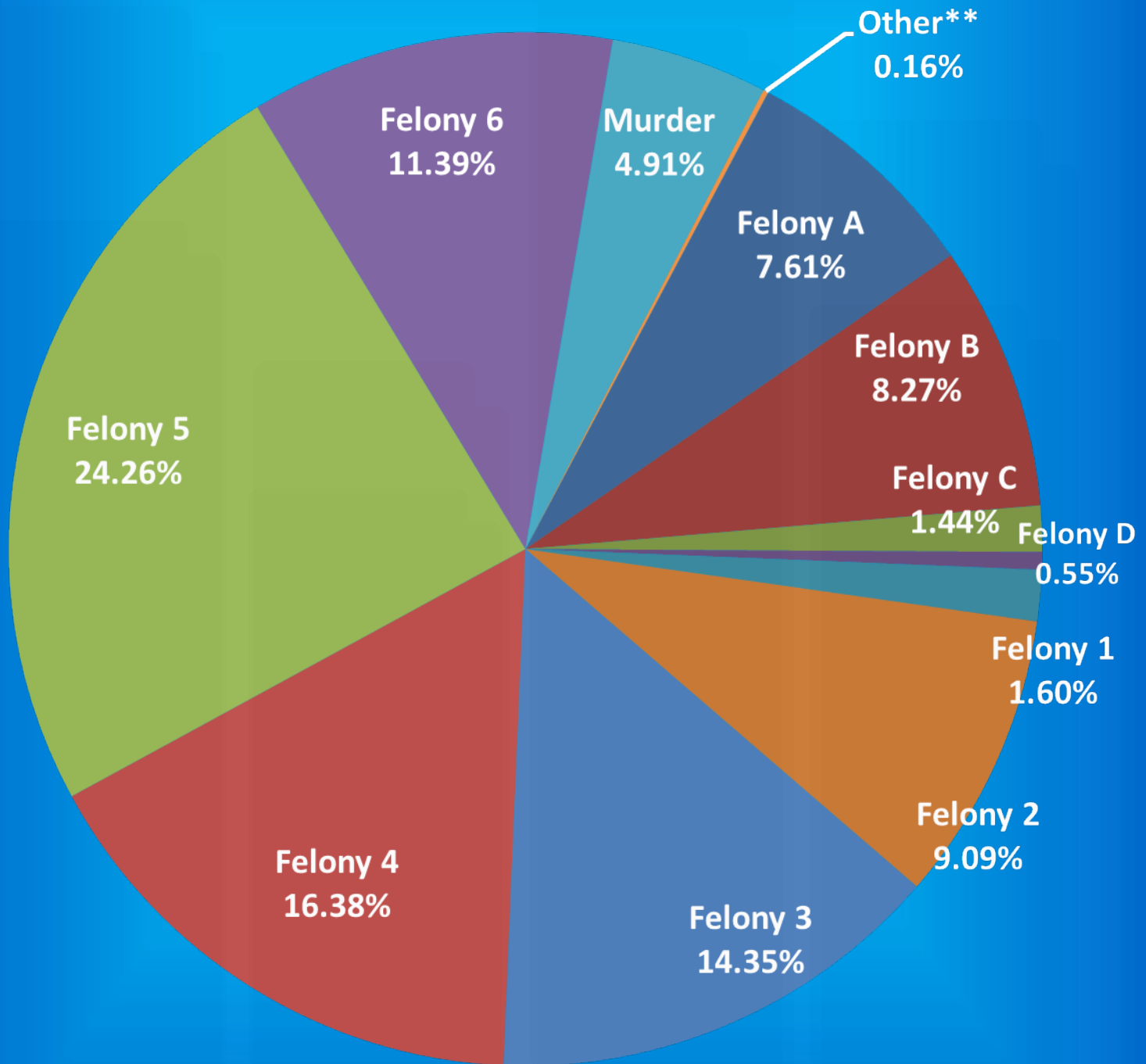
Indiana Department of Correction

Graph A

Female Population by Most Serious Offense Felony Level*

March 01, 2020

N = 2,616



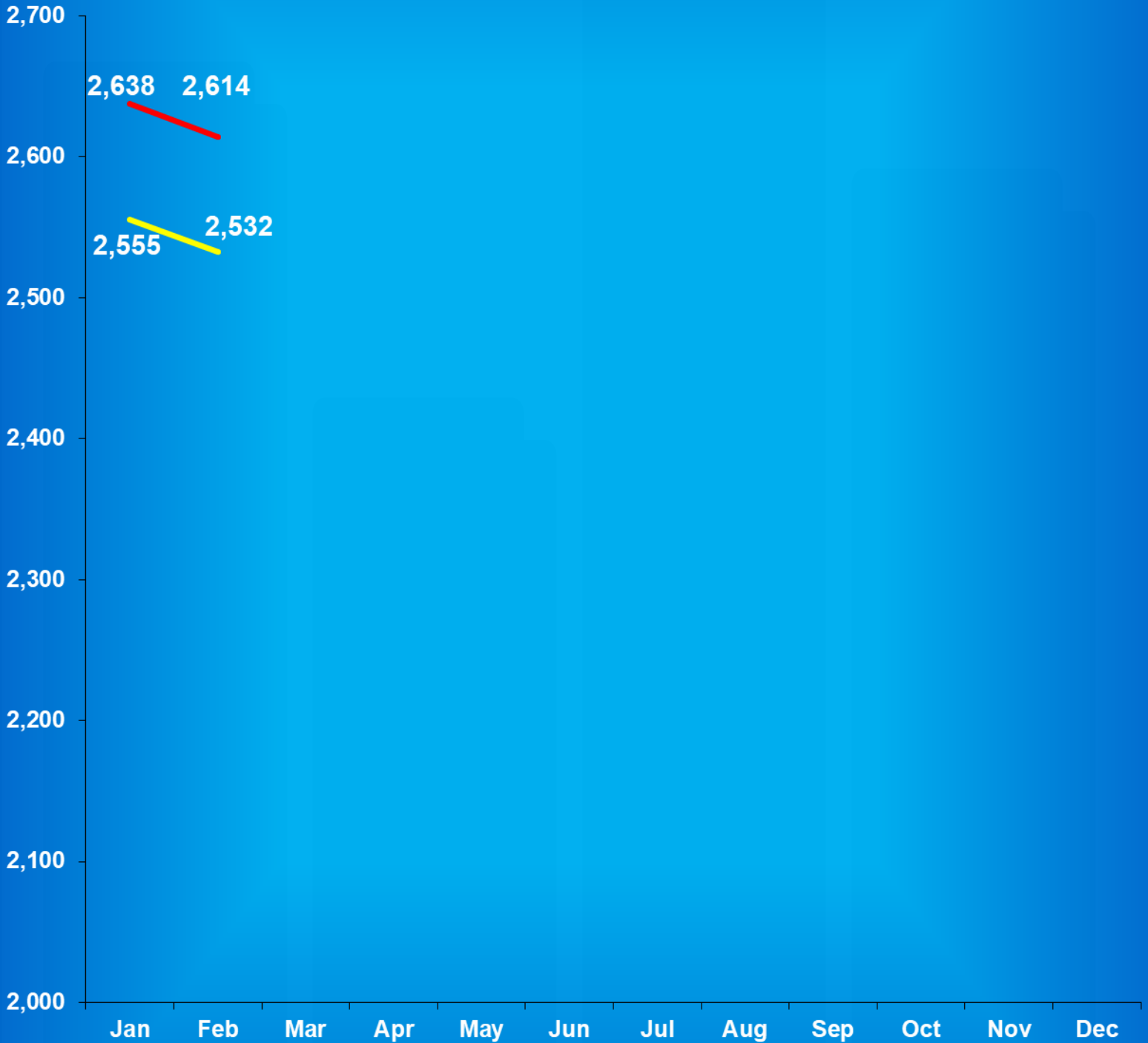
• Includes Offenders Held in County Jails and Contracted Beds

** Other includes Safekeepers, Predispositions, Habitual Offenders, Misdemeanants, and Unknowns

Indiana Department of Correction

Graph B

Average Daily Adult Female Offender Populations
Calendar Year 2020



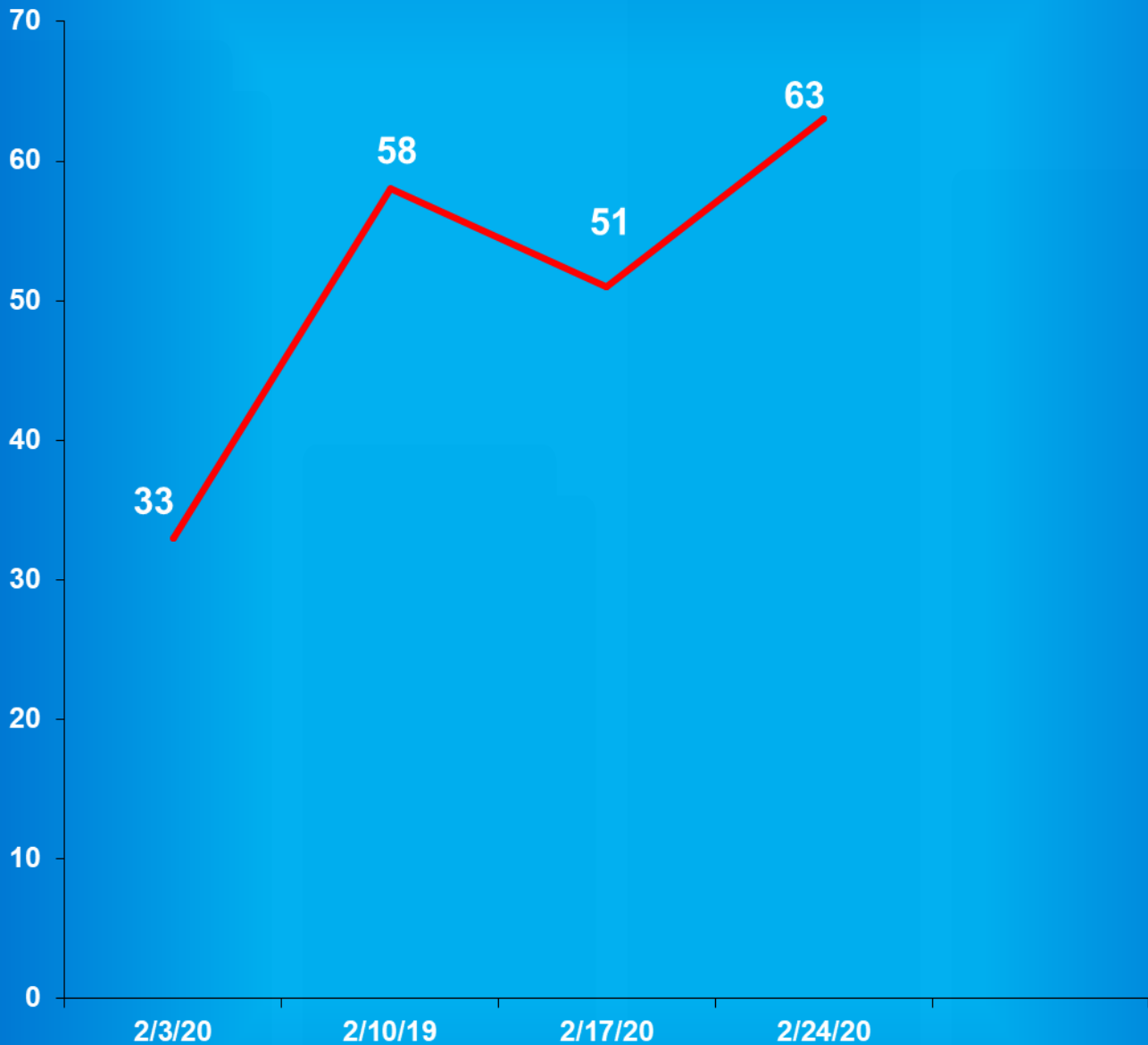
— Includes County Jail/Contract Beds — Excludes County Jail/Contract Beds

Indiana Department of Correction

Graph C

Adult Females Held in County Jails

February 2020



- Offenders held in county jails are newly sentenced offenders with completed court documents who are awaiting transfer to a DOC facility.

- Jail counts are a dynamic number that are affected by a variety of factors, including; sentencing trends, available DOC beds, and intake process completion.

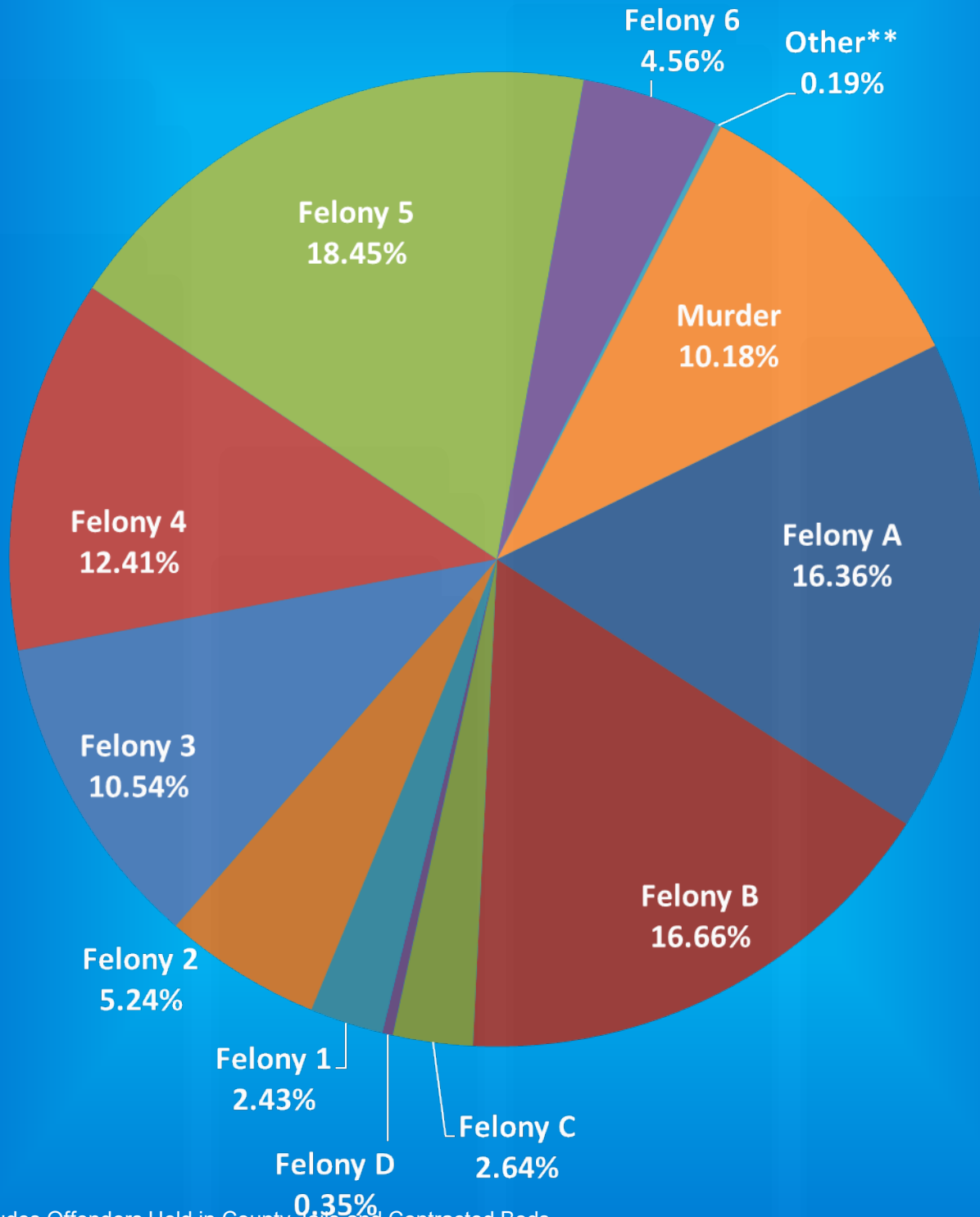
Indiana Department of Correction

Graph D

Male Population by Most Serious Offense Felony Level*

March 01, 2020

N = 24,689



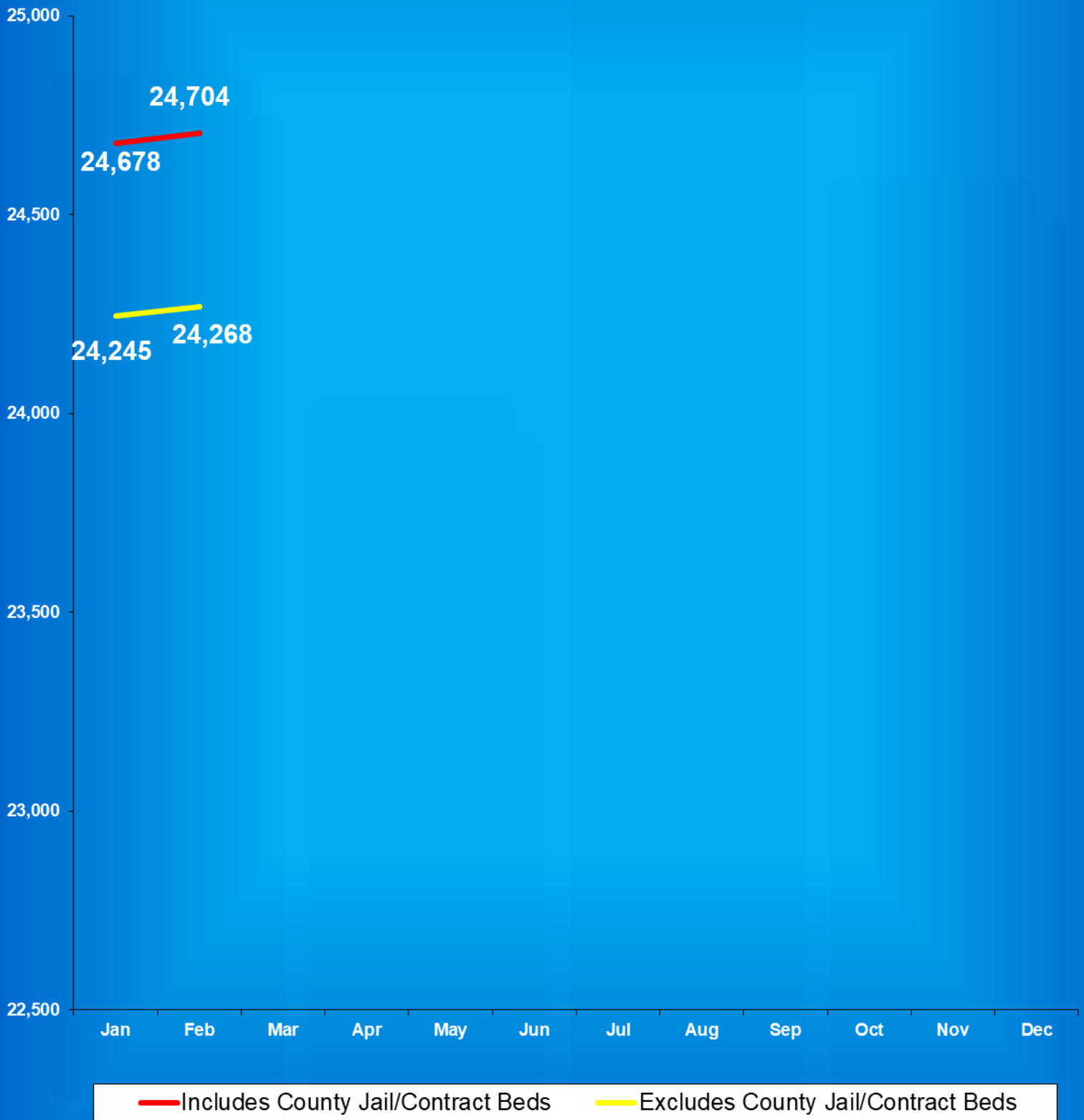
* Includes Offenders Held in County Jails and Contracted Beds

** Other includes Safekeepers, Predispositions, Habitual Offenders, Misdemeanants, and Unknowns

Indiana Department of Correction

Graph E

Average Daily Adult Male Offender Populations Calendar Year 2020

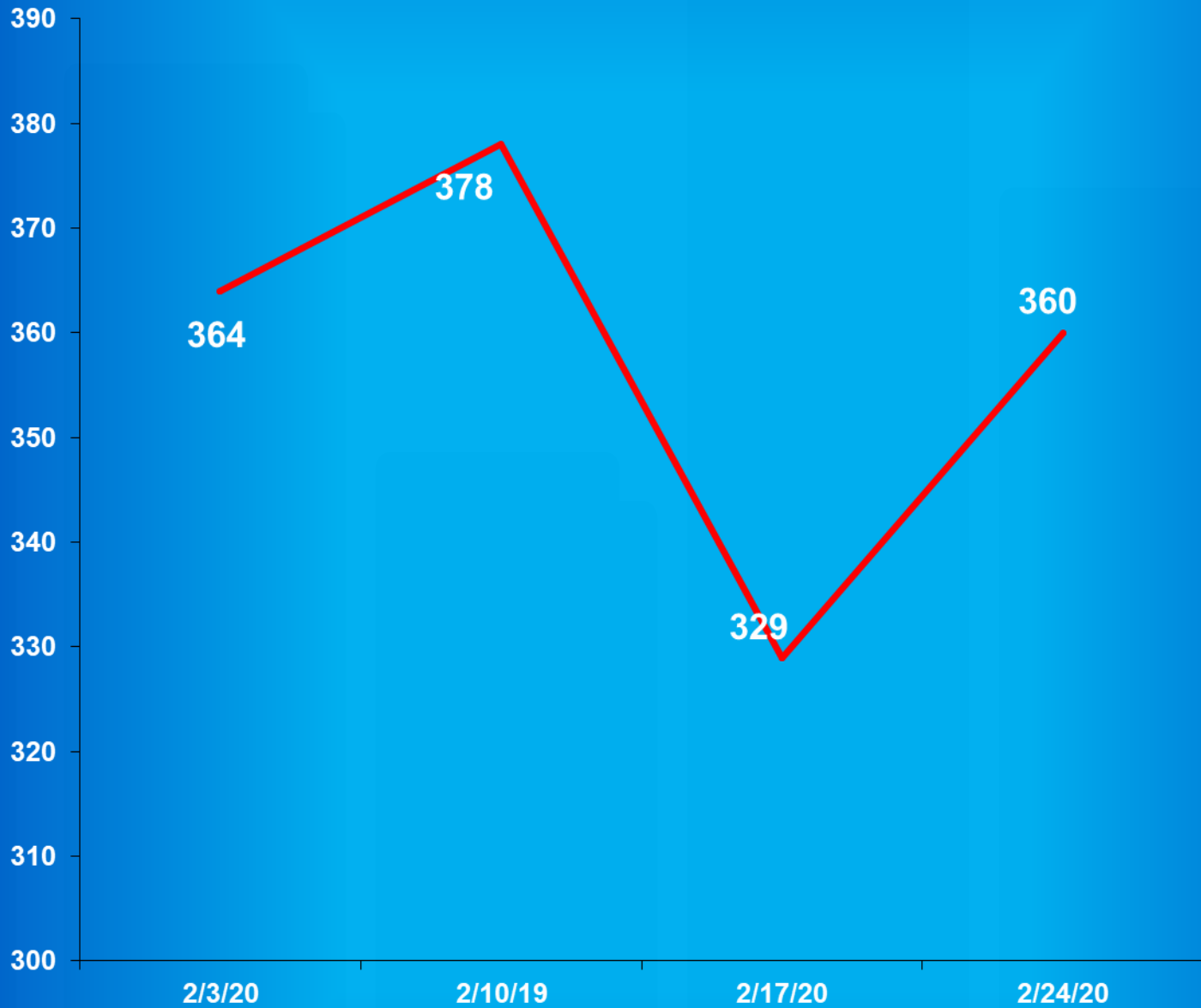


Indiana Department of Correction

Graph F

Adult Males Held in County Jails

February 2020



- Offenders held in county jails are newly sentenced offenders with completed court documents who are awaiting transfer to a DOC facility.

- Jail counts are a dynamic number that are affected by a variety of factors, including; sentencing trends, available DOC beds, and intake process completion.



Juvenile Offender Statistics



Indiana Department Of Correction
Table 13
Monthly Facility Admissions and Releases

Juvenile Offenders
February 2020

Admissions of All Juvenile Males

New Commitment	Re-Commitment	Parolee Return	Return From Escape	Diagnostics/Walk-Thrus
14	7	0	0	8

Releases of All Juvenile Males

Discharge	Parole	Escape	Diagnostics/Walk-Thrus
11	3	0	7

Admissions of All Juvenile Females

New Commitment	Re-Commitment	Parolee Return	Return From Escape	Diagnostics/Walk-Thrus
4	1	0	0	1

Releases of All Juvenile Females

Discharge	Parole	Escape	Diagnostics/Walk-Thrus
3	0	0	1

Sources:

SAS - mnthadm4_pgm_tbl13.pgm

SAS - mnthext4_pgm_tbl13.pgm

Indiana Department of Correction

Table 14

New Admissions by County of Commitment - Juveniles

February 2020

County	Admission Type			County	Admission Type		
	New Commits	Re Commits	Total		New Commits	Re Commits	Total
Adams	0	0	0	Madison	0	0	0
Allen	0	0	0	Marion	0	2	2
Bartholomew	0	0	0	Marshall	0	0	0
Benton	0	0	0	Martin	0	0	0
Blackford	0	0	0	Miami	0	0	0
Boone	0	0	0	Monroe	0	0	0
Brown	0	0	0	Montgomery	0	0	0
Carroll	0	0	0	Morgan	0	0	0
Cass	0	0	0	Newton	0	0	0
Clark	0	0	0	Noble	0	0	0
Clay	0	0	0	Ohio	0	0	0
Clinton	1	2	3	Orange	0	0	0
Crawford	0	0	0	Owen	0	0	0
Daviess	0	0	0	Parke	0	0	0
Dearborn	0	0	0	Perry	0	0	0
Decatur	0	0	0	Pike	0	0	0
DeKalb	0	0	0	Porter	0	0	0
Delaware	1	0	1	Posey	0	0	0
Dubois	0	0	0	Pulaski	0	0	0
Elkhart	1	0	1	Putnam	0	0	0
Fayette	0	0	0	Randolph	0	0	0
Floyd	0	0	0	Ripley	0	1	1
Fountain	0	0	0	Rush	0	0	0
Franklin	0	0	0	St. Joseph	1	1	2
Fulton	0	0	0	Scott	0	0	0
Gibson	0	0	0	Shelby	0	0	0
Grant	0	0	0	Spencer	0	0	0
Greene	2	0	2	Starke	0	0	0
Hamilton	0	0	0	Steuben	0	0	0
Hancock	0	0	0	Sullivan	0	0	0
Harrison	0	0	0	Switzerland	0	0	0
Hendricks	0	0	0	Tippecanoe	2	0	2
Henry	0	0	0	Tipton	0	0	0
Howard	1	0	1	Union	0	0	0
Huntington	0	0	0	Vanderburgh	3	1	4
Jackson	0	0	0	Vermillion	0	0	0
Jasper	0	1	1	Vigo	0	0	0
Jay	1	0	1	Wabash	0	0	0
Jefferson	1	0	1	Warren	0	0	0
Jennings	0	0	0	Warrick	1	0	1
Johnson	0	0	0	Washington	0	0	0
Knox	1	0	1	Wayne	0	0	0
Kosciusko	0	0	0	Wells	1	0	1
LaGrange	0	0	0	White	0	0	0
Lake	0	0	0	Whitley	0	0	0
LaPorte	1	0	1	Unknown	0	0	0
Lawrence	0	0	0	Totals	18	8	26

This data is based on most serious offense and excludes parole violations.

Source: Mnthadm4_pgm_tbl14.pgm

Indiana Department of Correction

Table 15

Monthly Releases by County of Commitment - Juveniles

February 2020

County	Release Type			County	Release Type		
	Discharge	Parole	Total		Discharge	Parole	Total
Adams	2	0	2	Madison	0	0	0
Allen	0	1	1	Marion	2	0	2
Bartholomew	0	0	0	Marshall	0	0	0
Benton	1	0	1	Martin	0	0	0
Blackford	0	0	0	Miami	0	0	0
Boone	0	0	0	Monroe	0	0	0
Brown	0	0	0	Montgomery	0	0	0
Carroll	0	0	0	Morgan	0	0	0
Cass	0	0	0	Newton	0	0	0
Clark	0	0	0	Noble	0	0	0
Clay	0	0	0	Ohio	0	0	0
Clinton	1	0	1	Orange	0	0	0
Crawford	0	0	0	Owen	0	0	0
Daviess	0	0	0	Parke	0	0	0
Dearborn	0	0	0	Perry	0	0	0
Decatur	0	0	0	Pike	0	0	0
DeKalb	0	0	0	Porter	0	0	0
Delaware	0	0	0	Posey	0	0	0
Dubois	1	0	1	Pulaski	0	0	0
Elkhart	0	0	0	Putnam	0	0	0
Fayette	0	0	0	Randolph	0	0	0
Floyd	1	0	1	Ripley	0	0	0
Fountain	0	0	0	Rush	0	0	0
Franklin	0	0	0	St. Joseph	1	1	2
Fulton	1	0	1	Scott	0	0	0
Gibson	0	0	0	Shelby	0	0	0
Grant	0	0	0	Spencer	0	0	0
Greene	0	0	0	Starke	0	0	0
Hamilton	0	0	0	Steuben	0	0	0
Hancock	0	0	0	Sullivan	1	0	1
Harrison	0	0	0	Switzerland	0	0	0
Hendricks	0	0	0	Tippecanoe	0	0	0
Henry	0	0	0	Tipton	0	0	0
Howard	1	1	2	Union	0	0	0
Huntington	0	0	0	Vanderburgh	0	0	0
Jackson	0	0	0	Vermillion	0	0	0
Jasper	0	0	0	Vigo	0	0	0
Jay	0	0	0	Wabash	0	0	0
Jefferson	0	0	0	Warren	0	0	0
Jennings	0	0	0	Warrick	1	0	1
Johnson	0	0	0	Washington	0	0	0
Knox	0	0	0	Wayne	0	0	0
Kosciusko	0	0	0	Wells	0	0	0
LaGrange	0	0	0	White	0	0	0
Lake	0	0	0	Whitley	0	0	0
LaPorte	1	0	1	Unknown	0	0	0
Lawrence	0	0	0	Totals	14	3	17

Some discharges may be releases to County Probation - data is unable to be separated.

Diagnostics and Escapes are excluded.

Source: Mnthext4_pgm_tbl15.pgm

Indiana Department of Correction
Table 16
Total Number of Committing Offenses for Juveniles
Committed to the Indiana Department of Correction
February 2020

OFFENSE (Citation Code)	NUMBER OF OFFENSES			
	This Month		This Calendar Year	
LEVEL I	Female	Male	Female	Male
Aggravated Battery (35-42-2-1.5)	0	0	0	0
Arson (35-43-1-1)	0	0	0	0
Battery (35-42-2-1)	0	1	0	3
Battery by Bodily Waste (35-42-2-6)	0	0	0	0
Burglary (35-43-2-1)	0	1	0	5
Carjacking (35-42-5-2)	0	0	0	0
Carrying Handgun w/o License (35-47-2-1)	0	0	0	0
Changing, Altering, Removing, Obliterating ID of Handgun (35-47-2-18)	0	0	0	0
Child Exploitation (35-42-4-4)	0	0	0	0
Child Molesting (35-42-4-3)	0	3	0	6
Child Seduction (35-42-4-7)	0	0	0	0
Child Selling (35-46-1-4)	0	0	0	0
Child Solicitation (35-42-4-6)	0	0	0	0
Child in Possession of Handgun (35-47-10-5)	0	1	0	1
Consumer Product Tampering (35-45-8-3)	0	0	0	0
Criminal Confinement (35-42-3-3)	0	0	0	0
Criminal Deviate Conduct (35-42-4-2)	0	0	0	0
Criminal Gang Intimidation (35-45-9-4)	0	0	0	0
Criminal Gang Recruitment	0	0	0	0
Criminal Recklessness (35-42-2-2)	0	1	0	1
Dangerous Possession of a Firearm (35-47-10-5)	1	4	1	7
Dealing in a Sawed-Off Shotgun (35-47-5-4.1)	0	0	0	0
Distribution of a Destructive Device (IC 35-47.5-5-5)	0	0	0	0
Domestic Battery (35-42-2-1.3)	0	1	1	1
Driving While Intoxicated Resulting in Death (9-30-5-5)	0	0	0	0
False Application for Handgun (35-47-2-8)	0	0	0	0
False, Altering Handgun License (35-47-2-22)	0	0	0	0
Feticide (35-42-1-6)	0	0	0	0
Handgun, False ID (35-47-2-17)	0	0	0	0
Incest (35-46-1-3)	0	0	0	0
Interference with Custody (35-42-3-4)	0	0	0	0
Intimidation (35-45-2-1)	0	0	0	0
Involuntary Manslaughter (35-42-1-4)	0	0	0	0
Kidnapping (35-42-3-2)	0	0	0	1
Murder (35-42-1-1)	0	0	0	0
Neglect of a Dependent (35-46-1-4)	0	0	0	0
Operation of a Machine Gun/Hurling a Bomb (35-47-5-9)	0	0	0	0
Overpass Mischief (35-42-2-5)	0	0	0	0
Pointing a Firearm (35-47-4-3)	0	1	0	2
Possession of Firearm on School Property (35-47-9-2)	0	0	0	0
Possession of a Machine Gun or Bomb (35-47-5-9)	0	0	0	0
Rape (35-42-4-1)	0	0	0	0
Reckless Homicide (35-42-1-5)	0	1	0	1
Resisting Law Enforcement (35-44-3-3)	0	0	0	0
Robbery (35-42-5-1)	0	2	0	5
Sell, Manufacture, Possess, Purchase Explosive (35-47-5-1)	0	0	0	0
Sell, Transfer, HIV Blood (35-42-1-7)	0	0	0	0
Selling, Transferring, Giving Handgun to Under 18 (35-47-2-7)	0	0	0	0
Sexual Battery (35-42-4-8)	0	0	0	0
Sexual Misconduct (35-44-1-5)	0	0	0	0

LEVEL I (cont'd)

NUMBER OF OFFENSES

	This Month		This Calendar Year	
	Female	Male	Female	Male
Sexual Misconduct with a Minor (35-42-4-9)	0	0	0	0
Stalking (35-45-10-5)	0	0	0	0
Strangulation (35-42-2-9)	0	0	0	0
Unlawful Delivery of Confiscated Firearm (35-47-3-4)	0	0	0	0
Unlawful Use of Body Armor (35-47-5-13)	0	0	0	0
Unlawful Use of Stun Gun (35-47-8-5)	0	0	0	0
Vicarious Sexual Gratification (35-42-4-5)	0	0	0	0
Voluntary Manslaughter (35-42-1-3)	0	0	0	0
Sub-Total	1	16	2	33

LEVEL II

Assisting a Criminal (35-44-3-2)	0	0	0	0
Chinese Throwing Star (35-47-5-12)	0	0	0	0
Criminal Gang Activity (35-45-9-3)	0	0	0	0
Criminal Recklessness (35-42-2-2)	0	0	0	0
Dealing Anabolic Steroid (16-42-19-27)	0	0	0	0
Dealing Methamphetamine (35-48-4-1.1)	0	0	0	0
Dealing in Cocaine or Narcotic Drug (35-48-4-1)	0	0	0	0
Dealing in Marijuana, Hash Oil, or Hashish (35-48-4-10)	0	0	0	0
Dealing in a Schedule I, II, or III Controlled Substance (35-48-4-2)	0	0	0	0
Dealing in a Schedule IV Controlled Substance (35-48-4-3)	0	0	0	0
Dealing in a Schedule V Controlled Substance (35-48-4-4)	0	0	0	0
Dealing in a Substance Represented to be a Controlled Substance (35-48-4-4.5)	0	0	0	0
Delivery of Weapon to Intoxicated Person (35-47-4-1)	0	0	0	0
Disarming Law Enforcement Officer (35-44.1-3-2)	0	0	0	0
Escape/Failure to Return to Lawful Detention (35-44-3-5)	0	3	1	3
Inmate w/ Deadly Weapon (35-44.1-3-7)	0	0	0	0
Interference with Custody (35-42-3-4)	0	0	0	0
Intimidation (35-45-2-1)	0	4	0	5
Knife with Automatic Blade (35-47-5-2)	0	0	0	0
Loan Sharking (35-45-7-2)	0	0	0	0
Maintaining a Common Nuisance (35-48-4-13)	0	0	0	0
Making loan secured by mortgage, deposit or pledge of handgun (35-47-4-2)	0	0	0	0
Manuf., Dist., Poss. of a Substance Represented as a Controlled Substance (35-48-4-4.6)	0	0	0	0
Neglect of a Dependent (35-46-1-4)	0	0	0	0
Poss Precursors w/ Intent to Manufacture Etc. (35-48-4-14.5)	0	0	0	0
Possession of a Controlled Substance (35-48-4-7)	0	0	0	0
Possession of a Knife on School Property (35-47-5-2.5)	0	0	0	0
Promoting Prostitution (35-45-4-4)	0	0	0	0
Purchase, Possession or Sale of Stun Gun (35-47-8-5)	0	0	0	0
Resisting Law Enforcement (35-44-3-3)	0	0	0	0
Rioting with a Deadly Weapon (35-45-1-2)	0	0	0	0
Sale, Possession, Use of Legend Drug (16-42-19-27)	0	0	0	0
Sexual Misconduct with a Minor (35-42-4-9)	0	0	0	0
Stalking (35-45-10-5)	0	0	0	0
Trafficking with an Inmate (35-44-3-9)	0	0	0	0
Use of Stun Gun in Commission of a Crime (35-47-8-5)	0	0	0	0
Sub-Total	0	7	1	8

LEVEL III

Accident /Failure to Stop (9-26-1-8)	0	0	0	0
Accident, Property Damage with Injury (9-26-1-8)	0	0	0	0
Altering or Damaging Computer (35-43-1-4)	0	0	0	0
Auto Theft, Receiving Stolen Parts (35-43-4-2.5)	0	1	0	1
Battery (35-42-2-1)	1	1	2	3
Battery by Bodily Waste (35-42-2-6)	0	0	0	0
Bestiality	0	0	0	0
Bribery (35-44-1-1)	0	0	0	0

LEVEL III (cont'd)	NUMBER OF OFFENSES			
	This Month		This Calendar Year	
	Female	Male	Female	Male
Burglary (35-43-2-1)	0	0	0	0
Check Deception (35-43-5-5)	0	0	0	0
Check Fraud (35-43-5-12)	0	0	0	0
Child Exploitation (35-42-4-4)	0	0	0	0
Controlled Substance Registration (35-48-4-14)	0	0	0	0
Conversion (35-43-4-3)	0	0	0	1
Criminal Mischief (35-43-1-2)	0	2	1	5
Criminal Recklessness (35-42-2-2)	0	0	0	0
Criminal Trespass (35-43-2-2)	0	1	0	3
Dealing in Altered Property (35-43-4-2.3)	0	0	0	0
Dealing in Marijuana, Hash Oil, or Hashish (35-48-4-10)	0	0	0	0
Dealing in Paraphernalia (35-48-4-8.5)	0	0	0	0
Dealing in a Schedule IV Controlled Substance (35-48-4-3)	0	0	0	0
Distribution of Material Harmful to Minor (35-49-3-3)	0	0	0	0
Escape/Failure to Return to Lawful Detention (35-44-3-5)	1	2	2	6
Failure to Appear (35-44-3-6)	0	0	0	0
False Reporting (35-44-2-2)	0	0	0	0
Forgery (35-43-5-2)	0	0	0	0
Fraud (35-43-5-4)	0	0	0	1
Fraud on Financial Institution (35-45-5-8)	0	0	0	0
Home Improvement Fraud (35-43-6-13)	0	0	0	0
Identity Deception (35-43-5-3.5)	0	0	0	0
Interference with Custody (35-42-3-4)	0	0	0	0
Interference with Reporting Crime (35-42-2-5)	0	0	0	0
Invasion of Privacy (35-46-1-15.1)	0	0	0	0
Kill Domestic Animal	0	0	0	0
LEGEND DRUG DECEPTN	0	0	0	1
Manufacture of Paraphernalia (35-48-4-8.1)	0	0	0	0
Nonsupport of Child (35-46-1-5)	0	0	0	0
Nonsupport of Spouse (35-46-1-6)	0	0	0	0
Obscene Performance (35-49-3-1)	0	0	0	0
Obstructing Fireman (35-44-3-8)	0	0	0	0
Obstructing Traffic (35-42-2-4)	0	0	0	0
Obstruction of Justice (35-44-3-4)	0	0	0	0
Operating Vehicle After Lifetime Forfeiture (9-30-10-17)	0	0	0	0
Operating Vehicle While Intoxicated (9-30-5-4)	0	0	0	0
Operating Vehicle While Intoxicated with Prior (9-30-5-3)	0	0	0	0
Patronizing a Prostitute (35-45-4-3)	0	0	0	0
Perjury (35-44-2-1)	0	0	0	0
Possession of Cocaine or Narcotic Drug (35-48-4-6)	0	1	0	1
Possession of Marijuana, Hash Oil, or Hashish (35-48-4-11)	0	0	0	0
Possession of Methamphetamines (35-48-4-6.1)	0	1	0	1
Possession of Paraphernalia (35-48-4-8.3)	0	0	0	0
Possession of a Controlled Substance (35-48-4-7)	0	0	0	0
Possession of a Syringe (16-42-19-18)	0	0	0	0
Possession/Use of Legend Drug (16-42-19-13)	0	1	0	1
Professional Gambling (35-45-5-3)	0	0	0	0
Profiting from Adoption (35-46-1-9)	0	0	0	0
Promoting Professional Gambling (35-45-5-4)	0	0	0	0
Promoting Prostitution (35-45-4-4)	0	0	0	0
Prostitution (35-45-4-2)	0	0	0	0
Public Indecency (35-45-4-1)	0	0	0	0
Public Nudity (35-45-4-1.5)	0	0	0	0
Railroad Mischief (35-42-2-5.5)	0	0	0	0
Receiving Stolen Auto Parts (35-43-4-2.5)	0	0	0	0
Receiving Stolen Property (35-43-4-2)	0	0	0	0
Residential Entry (35-43-2-1.5)	0	0	0	1
Resisting Law Enforcement (35-44-3-3)	0	4	0	5
Rioting (35-45-1-2)	0	0	0	0

LEVEL III (cont'd)	NUMBER OF OFFENSES			
	This Month		This Calendar Year	
	Female	Male	Female	Male
Sale, Possession, Use of Legend Drug (16-42-19-27)	0	0	0	0
Selling, Distributing, Exhibiting Obscene Material (35-49-3-1)	0	0	0	0
Stalking (35-45-10-5)	0	0	0	0
Synthetic Drug (35-48-4-11.5)	0	0	0	0
Theft (35-43-4-2)	0	5	0	10
Torture or Mutilation of Animal (35-46-3-12)	0	0	0	0
Trafficking with an Inmate (35-44-3-9)	0	0	0	0
Unauthorized Possession of Prescription Form (35-48-4-14)	0	0	0	0
Unlawful Entry of Motor Vehicle (35-43-4-2.7)	0	0	0	0
Voyeurism (35-45-4-5)	0	0	0	0
Welfare Fraud (35-43-5-7)	0	0	0	0
Sub-Total	2	19	5	40

LEVEL IV	Female	Male	Female	Male
Absence From Home Detention (35-38-2.5-10)	0	0	0	0
Accident/Failure to Stop (9-26-1-8)	0	0	0	0
Alcohol Violation (31-37-2-6)	0	0	0	0
Animal Cruelty (35-46-3-12)	0	0	0	0
Assisting a Criminal (35-44-3-2)	0	0	0	0
Beats Vertebrate Animal (35-46-3-12)	0	0	0	0
Check Deception (35-43-5-5)	0	0	0	0
Common Nuisance (35-48-4-13)	0	0	0	0
Computer Trespassing (35-43-2-3)	0	0	0	0
Counterfeiting Auto Registration (9-18-2-42)	0	0	0	0
Counterfeiting a Driver's License (9-24-18-7)	0	0	0	0
Curfew Violation (31-37-2-5)	0	0	0	1
Deception (35-43-5-3)	0	0	0	0
Deer Outside Hours (14-22-6-1)	0	0	0	0
Deer w/ Illegal Device (14-22-6-1)	0	0	0	0
Disorderly Conduct (35-45-1-3)	1	6	1	6
Dissemination of Material Harmful to Minor (35-49-3-3)	0	0	0	0
Driving While Intoxicated (9-11-2-3)	0	0	0	0
Driving with Suspended License (9-24-19-2)	0	0	0	0
Exploitation of Dependent/Endangered Adult (35-46-1-12)	0	0	0	0
Failure to Appear (35-44-3-6)	0	0	0	0
Failure to Disclose Recruitment (35-46-4-4)	0	0	0	0
Failure to Respond to Summons (35-44-3-6.5)	0	0	0	0
False Auto Registration (9-18-2-44)	0	0	0	0
False Identity Statement (35-44-2-6)	0	0	0	0
False Informing (35-44-2-2)	0	0	0	0
Flag Desecration (35-45-1-4)	0	0	0	0
Glue Sniffing (35-46-6-2)	0	0	0	0
Habitual Disobedience of Parent, Guardian, or Custodian (Incorrigible) (31-37-2-4)	0	0	0	1
Harassment (35-45-2-2)	0	0	0	0
Home Improvement Fraud (35-43-6-12)	0	0	0	0
Illegal Consumption of Alcohol (7.1-5-7-7)	0	0	0	0
Illegal Possession of Alcohol (7.1-5-7-7)	0	0	0	0
Impairment of ID Number (35-43-7-4)	0	0	0	0
Interference with Custody (35-42-3-4)	0	0	0	0
Interfering with Law Enforcement Animal (35-46-3-11)	0	0	0	0
Invasion of Privacy (35-46-1-15.1)	0	0	0	0
Leaving Home w/o Permission of Parent, Guardian or Custodian (Runaway) (31-37-2-2)	0	1	1	3
Maintaining a Common Nuisance (35-48-4-13)	0	0	0	0
Nitrous Oxide Distribution (35-46-6-3)	0	0	0	0
Obscene Performance (35-49-3-1)	0	0	0	0
Obstructing Medical Emergency (35-44-3-8.5)	0	0	0	0
Obstructing Traffic (35-42-2-4)	0	0	0	0
Official Misconduct (35-44.1-1-1)	0	0	0	0
Operating Vehicle While Intoxicated (9-30-5-2)	0	0	0	0

LEVEL IV (cont'd)	NUMBER OF OFFENSES			
	This Month		This Calendar Year	
	Female	Male	Female	Male
Operating Vehicle While Intoxicated/Cntrld Sub (9-30-5-1)	0	0	0	0
Operating Vehicle w/o License (9-24-18-1)	0	0	0	0
Operating Vehicle w/o Proof of Financial (9-25-8-2)	0	0	0	0
Operating Vehicle w/o Registration/Plates (9-18-2-43)	0	0	0	0
Possession of Device/Interfere Test (35-43-5-18)	0	0	0	0
Possession of Marijuana, Hash Oil, or Hashish (35-48-4-11)	0	1	0	3
Possession of Paraphernalia (35-48-4-8.3)	0	0	0	2
Possession of Substance Represented to be a Controlled Substance (35-48-4-4.6)	0	0	0	0
Possession, Purchase, Accepting Tobacco (35-46-1-10.5)	0	0	0	0
Probation Violation	0	13	0	32
Public Intoxication (7.1-5-1-3)	0	0	0	1
Receiving Unidentified Property (35-43-7-5)	0	0	0	0
Reckless Driving (9-21-8-52)	0	0	0	0
Refusal to Aid Officer (35-44-3-7)	0	0	0	0
Refusal to Identify Self (34-28-5-3.5)	0	0	0	0
Selling, Distributing, Exhibiting Obscene Material (35-49-3-1)	0	0	0	0
Synthetic Drug (35-48-4-11.5)	0	0	0	0
Taking Deer/Turkey (14-22-6-1)	0	0	0	0
Tattooing a Minor (35-42-2-7)	0	0	0	0
Torture, Kill, Mutilate an Animal (35-46-3-12)	0	0	0	0
Unauthorized Possession of Prescription (35-48-4-14)	0	0	0	0
Unlawful Entry of Motor Vehicle (35-43-4-2.7)	0	1	0	2
Unlawful Gambling (35-45-5-2)	0	0	0	0
Unlawful Use of Railroad Right of Way (8-3-15-3)	0	0	0	0
Vending Machine Vandalism (35-43-4-7)	0	0	0	0
Violation Home Detention	0	0	0	0
Violation Suspended Commitment to DOC	0	0	1	0
Violation of Compulsory School Attendance Law (Truancy) (31-37-2-3)	0	0	0	0
Voyeurism (35-45-4-5)	0	0	0	0
Welfare Fraud (35-45-5-7)	0	0	0	0
Sub-Total	1	22	3	51
GRAND TOTAL NUMBER OF OFFENSES	4	64	11	132

Source: SAS - mnthadm4_by_offense.pgm

Indiana Department of Correction
Table 17
Number of Juvenile Offenders by Most Serious Offense
Committed to the Indiana Department of Correction

February 2020

MOST SERIOUS OFFENSE (Citation Code)	NUMBER OF JUVENILES			
	This Month		This Calendar Year	
	Female	Male	Female	Male
LEVEL I				
Aggravated Battery (35-42-2-1.5)	0	0	0	0
Arson (35-43-1-1)	0	0	0	0
Battery (35-42-2-1)	0	2	0	2
Battery by Bodily Waste (35-42-2-6)	0	0	0	0
Burglary (35-43-2-1)	0	3	0	4
Carjacking (35-42-5-2)	0	0	0	0
Carrying Handgun w/o License (35-47-2-1)	0	0	0	0
Changing, Altering, Removing, Obliterating ID of Handgun (35-47-2-18)	0	0	0	0
Child Exploitation (35-42-4-4)	0	0	0	0
Child Molesting (35-42-4-3)	0	3	0	6
Child Seduction (35-42-4-7)	0	0	0	0
Child Selling (35-46-1-4)	0	0	0	0
Child Solicitation (35-42-4-6)	0	0	0	0
Child in Possession of Handgun (35-47-10-5)	0	0	0	0
Consumer Product Tampering (35-45-8-3)	0	0	0	0
Criminal Confinement (35-42-3-3)	0	0	0	0
Criminal Deviate Conduct (35-42-4-2)	0	0	0	0
Criminal Gang Intimidation (35-45-9-4)	0	0	0	0
Criminal Gang Recruitment	0	0	0	0
Criminal Recklessness (35-42-2-2)	0	0	0	1
Dangerous Possession of a Firearm (35-47-10-5)	0	1	1	4
Dealing in a Sawed-Off Shotgun (35-47-5-4.1)	0	0	0	0
Distribution of a Destructive Device (IC 35-47.5-5-5)	0	0	0	0
Domestic Battery (35-42-2-1.3)	1	0	1	1
Driving While Intoxicated Resulting in Death (9-30-5-5)	0	0	0	0
False Application for Handgun (35-47-2-8)	0	0	0	0
False, Altering Handgun License (35-47-2-22)	0	0	0	0
Feticide (35-42-1-6)	0	0	0	0
Handgun, False ID (35-47-2-17)	0	0	0	0
Incest (35-46-1-3)	0	0	0	0
Interference with Custody (35-42-3-4)	0	0	0	0
Intimidation (35-45-2-1)	0	0	0	0
Involuntary Manslaughter (35-42-1-4)	0	0	0	0
Kidnapping (35-42-3-2)	0	1	0	1
Murder (35-42-1-1)	0	0	0	0
Neglect of a Dependent (35-46-1-4)	0	0	0	0
Operation of a Machine Gun/Hurling a Bomb (35-47-5-9)	0	0	0	0
Overpass Mischief (35-42-2-5)	0	0	0	0
Pointing a Firearm (35-47-4-3)	0	1	0	1
Possession of Firearm on School Property (35-47-9-2)	0	0	0	0
Possession of a Machine Gun or Bomb (35-47-5-9)	0	0	0	0
Rape (35-42-4-1)	0	0	0	0
Reckless Homicide (35-42-1-5)	0	0	0	1
Resisting Law Enforcement (35-44-3-3)	0	0	0	0
Robbery (35-42-5-1)	0	2	0	4
Sell, Manufacture, Possess, Purchase Explosive (35-47-5-1)	0	0	0	0
Sell, Transfer, HIV Blood (35-42-1-7)	0	0	0	0
Selling, Transferring, Giving Handgun to Under 18 (35-47-2-7)	0	0	0	0
Sexual Battery (35-42-4-8)	0	0	0	0
Sexual Misconduct (35-44-1-5)	0	0	0	0

LEVEL I (cont'd)	NUMBER OF JUVENILES			
	This Month		This Calendar Year	
	Female	Male	Female	Male
Sexual Misconduct with a Minor (35-42-4-9)	0	0	0	0
Stalking (35-45-10-5)	0	0	0	0
Strangulation (35-42-2-9)	0	0	0	0
Unlawful Delivery of Confiscated Firearm (35-47-3-4)	0	0	0	0
Unlawful Use of Body Armor (35-47-5-13)	0	0	0	0
Unlawful Use of Stun Gun (35-47-8-5)	0	0	0	0
Vicarious Sexual Gratification (35-42-4-5)	0	0	0	0
Voluntary Manslaughter (35-42-1-3)	0	0	0	0
Sub-Total	1	13	2	25

LEVEL II

Assisting a Criminal (35-44-3-2)	0	0	0	0
Chinese Throwing Star (35-47-5-12)	0	0	0	0
Criminal Gang Activity (35-45-9-3)	0	0	0	0
Criminal Recklessness (35-42-2-2)	0	0	0	0
Dealing Anabolic Steroid (16-42-19-27)	0	0	0	0
Dealing Methamphetamine (35-48-4-1.1)	0	0	0	0
Dealing in Cocaine or Narcotic Drug (35-48-4-1)	0	0	0	0
Dealing in Marijuana, Hash Oil, or Hashish (35-48-4-10)	0	0	0	0
Dealing in a Schedule I, II, or III Controlled Substance (35-48-4-2)	0	0	0	0
Dealing in a Schedule IV Controlled Substance (35-48-4-3)	0	0	0	0
Dealing in a Schedule V Controlled Substance (35-48-4-4)	0	0	0	0
Dealing in a Substance Represented to be a Controlled Substance (35-48-4-4.5)	0	0	0	0
Delivery of Weapon to Intoxicated Person (35-47-4-1)	0	0	0	0
Disarming Law Enforcement Officer (35-44.1-3-2)	0	0	0	0
Escape/Failure to Return to Lawful Detention (35-44-3-5)	1	0	1	1
Inmate w/ Deadly Weapon (35-44.1-3-7)	0	0	0	0
Interference with Custody (35-42-3-4)	0	0	0	0
Intimidation (35-45-2-1)	0	0	0	3
Knife with Automatic Blade (35-47-5-2)	0	0	0	0
Loan Sharking (35-45-7-2)	0	0	0	0
Maintaining a Common Nuisance (35-48-4-13)	0	0	0	0
Making loan secured by mortgage, deposit or pledge of handgun (35-47-4-2)	0	0	0	0
Manufacture, Distribution, Possession of a Substance Represented to be a Controlled Substance (3	0	0	0	0
Neglect of a Dependent (35-46-1-4)	0	0	0	0
Poss precursors w/intent to manufacture etc. (35-48-4-14.5)	0	0	0	0
Possession of a Controlled Substance (35-48-4-7)	0	0	0	0
Possession of a Knife on School Property (35-47-5-2.5)	0	0	0	0
Promoting Prostitution (35-45-4-4)	0	0	0	0
Purchase, Possession or Sale of Stun Gun (35-47-8-5)	0	0	0	0
Resisting Law Enforcement (35-44-3-3)	0	0	0	0
Rioting with a Deadly Weapon (35-45-1-2)	0	0	0	0
Sale, Possession, Use of Legend Drug (16-42-19-27)	0	0	0	0
Sexual Misconduct with a Minor (35-42-4-9)	0	0	0	0
Stalking (35-45-10-5)	0	0	0	0
Trafficking with an Inmate (35-44-3-9)	0	0	0	0
Use of Stun Gun in Commission of a Crime (35-47-8-5)	0	0	0	0
Sub-Total	1	0	1	4

LEVEL III

Accident /Failure to Stop (9-26-1-8)	0	0	0	0
Accident, Property Damage with Injury (9-26-1-8)	0	0	0	0
Altering or Damaging Computer (35-43-1-4)	0	0	0	0
Auto Theft, Receiving Stolen Parts (35-43-4-2.5)	0	0	0	1
Battery (35-42-2-1)	1	0	2	1
Bestiality	0	0	0	0
Bribery (35-44-1-1)	0	0	0	0
Burglary (35-43-2-1)	0	0	0	0
Check Deception (35-43-5-5)	0	0	0	0

NUMBER OF JUVENILES

LEVEL III (cont'd)	This Month		This Calendar Year	
	Female	Male	Female	Male
Check Fraud (35-43-5-12)	0	0	0	0
Child Exploitation (35-42-4-4)	0	0	0	0
Controlled Substance Registration (35-48-4-14)	0	0	0	0
Conversion (35-43-4-3)	0	0	0	0
Criminal Mischief (35-43-1-2)	1	1	1	3
Criminal Recklessness (35-42-2-2)	0	0	0	0
Criminal Trespass (35-43-2-2)	0	0	0	0
Dealing in Altered Property (35-43-4-2.3)	0	0	0	0
Dealing in Marijuana, Hash Oil, or Hashish (35-48-4-10)	0	0	0	0
Dealing in Paraphernalia (35-48-4-8.5)	0	0	0	0
Distribution of Material Harmful to Minor (35-49-3-3)	0	0	0	0
Escape/Failure to Return to Lawful Detention (35-44-3-5)	1	1	2	2
Failure to Appear (35-44-3-6)	0	0	0	0
False Reporting (35-44-2-2)	0	0	0	0
Forgery (35-43-5-2)	0	0	0	0
Fraud (35-43-5-4)	0	1	0	1
Fraud on Financial Institution (35-45-5-8)	0	0	0	0
Home Improvement Fraud (35-43-6-13)	0	0	0	0
Identity Deception (35-43-5-3.5)	0	0	0	0
Interference with Custody (35-42-3-4)	0	0	0	0
Interference with Reporting Crime (35-42-2-5)	0	0	0	0
Invasion of Privacy (35-46-1-15.1)	0	0	0	0
Kill Domestic Animal	0	0	0	0
LEGEND DRUG DECEPTN	0	1	0	1
Manufacture of Paraphernalia (35-48-4-8.1)	0	0	0	0
Nonsupport of Child (35-46-1-5)	0	0	0	0
Nonsupport of Spouse (35-46-1-6)	0	0	0	0
Obscene Performance (35-49-3-1)	0	0	0	0
Obstructing Fireman (35-44-3-8)	0	0	0	0
Obstructing Traffic (35-42-2-4)	0	0	0	0
Obstruction of Justice (35-44-3-4)	0	0	0	0
Operating Vehicle After Lifetime Forfeiture (9-30-10-17)	0	0	0	0
Operating Vehicle While Intoxicated (9-30-5-4)	0	0	0	0
Operating Vehicle While Intoxicated with Prior (9-30-5-3)	0	0	0	0
Patronizing a Prostitute (35-45-4-3)	0	0	0	0
Perjury (35-44-2-1)	0	0	0	0
Possession of Cocaine or Narcotic Drug (35-48-4-6)	0	0	0	1
Possession of Marijuana, Hash Oil, or Hashish (35-48-4-11)	0	0	0	0
Possession of Methamphetamines (35-48-4-6.1)	0	0	0	0
Possession of Paraphernalia (35-48-4-8.3)	0	0	0	0
Possession of a Controlled Substance (35-48-4-7)	0	0	0	0
Possession of a Syringe (16-42-19-18)	0	0	0	0
Possession/Use of Legend Drug (16-42-19-13)	0	0	0	1
Professional Gambling (35-45-5-3)	0	0	0	0
Profiting from Adoption (35-46-1-9)	0	0	0	0
Promoting Professional Gambling (35-45-5-4)	0	0	0	0
Promoting Prostitution (35-45-4-4)	0	0	0	0
Prostitution (35-45-4-2)	0	0	0	0
Public Indecency (35-45-4-1)	0	0	0	0
Public Nudity (35-45-4-1.5)	0	0	0	0
Railroad Mischief (35-42-2-5.5)	0	0	0	0
Receiving Stolen Property (35-43-4-2)	0	0	0	0
Residential Entry (35-43-2-1.5)	0	0	0	0
Resisting Law Enforcement (35-44-3-3)	0	0	0	1
Rioting (35-45-1-2)	0	0	0	0
Sale, Possession, Use of Legend Drug (16-42-19-27)	0	0	0	0
Selling, Distributing, Exhibiting Obscene Material (35-49-3-1)	0	0	0	0
Stalking (35-45-10-5)	0	0	0	0
Synthetic Drug (35-48-4-11.5)	0	0	0	0

NUMBER OF JUVENILES

LEVEL III (Cont.)	This Month		This Calendar Year	
	Female	Male	Female	Male
Theft (35-43-4-2)	0	2	0	5
Torture or Mutilation of Animal (35-46-3-12)	0	0	0	0
Trafficking with an Inmate (35-44-3-9)	0	0	0	0
Unauthorized Possession of Prescription Form (35-48-4-14)	0	0	0	0
Unlawful Entry of Motor Vehicle (35-43-4-2.7)	0	0	0	0
Voyeurism (35-45-4-5)	0	0	0	0
Welfare Fraud (35-43-5-7)	0	0	0	0
Sub-Total	3	6	5	17

LEVEL IV

Absence From Home Detention (35-38-2.5-10)	0	0	0	0
Accident/Failure to Stop (9-26-1-8)	0	0	0	0
Assisting a Criminal (35-44-3-2)	0	0	0	0
Beats Vertebrate Animal (35-46-3-12)	0	0	0	0
Check Deception (35-43-5-5)	0	0	0	0
Common Nuisance (35-48-4-13)	0	0	0	0
Computer Trespassing (35-43-2-3)	0	0	0	0
Counterfeiting Auto Registration (9-18-2-42)	0	0	0	0
Counterfeiting a Driver's License (9-24-18-7)	0	0	0	0
Curfew Violation (31-37-2-5)	0	0	0	0
Deception (35-43-5-3)	0	0	0	0
Disorderly Conduct (35-45-1-3)	0	0	0	1
Dissemination of Material Harmful to Minor (35-49-3-3)	0	0	0	0
Driving with Suspended License (9-24-19-2)	0	0	0	0
Exploitation of Dependent/Endangered Adult (35-46-1-12)	0	0	0	0
Failure to Appear (35-44-3-6)	0	0	0	0
Failure to Disclose Recruitment (35-46-4-4)	0	0	0	0
Failure to Respond to Summons (35-44-3-6.5)	0	0	0	0
False Auto Registration (9-18-2-44)	0	0	0	0
False Identity Statement (35-44-2-6)	0	0	0	0
False Informing (35-44-2-2)	0	0	0	0
Flag Desecration (35-45-1-4)	0	0	0	0
Glue Sniffing (35-46-6-2)	0	0	0	0
Habitual Disobedience of Parent, Guardian, or Custodian (Incorrigible) (31-37-2-4)	0	0	0	0
Harassment (35-45-2-2)	0	0	0	0
Home Improvement Fraud (35-43-6-12)	0	0	0	0
Illegal Consumption of Alcohol (7.1-5-7-7)	0	0	0	0
Illegal Possession of Alcohol (7.1-5-7-7)	0	0	0	0
Impairment of ID Number (35-43-7-4)	0	0	0	0
Interference with Custody (35-42-3-4)	0	0	0	0
Interfering with Law Enforcement Animal (35-46-3-11)	0	0	0	0
Invasion of Privacy (35-46-1-15.1)	0	0	0	0
Leaving Home w/o Permission of Parent, Guardian or Custodian (Runaway) (31-37-2-2)	0	0	0	0
Nitrous Oxide Distribution (35-46-6-3)	0	0	0	0
Obscene Performance (35-49-3-1)	0	0	0	0
Obstructing Medical Emergency (35-44-3-8.5)	0	0	0	0
Obstructing Traffic (35-42-2-4)	0	0	0	0
Operating Vehicle While Intoxicated (9-30-5-2)	0	0	0	0
Operating Vehicle While Intoxicated/Cntrld Sub (9-30-5-1)	0	0	0	0
Operating Vehicle w/o License (9-24-18-1)	0	0	0	0
Operating Vehicle w/o Proof of Financial (9-25-8-2)	0	0	0	0
Operating Vehicle w/o Registration/Plates (9-18-2-43)	0	0	0	0
Possession of Marijuana, Hash Oil, or Hashish (35-48-4-11)	0	1	0	1
Possession of Paraphernalia (35-48-4-8.3)	0	0	0	0
Possession of Substance Represented to be a Controlled Substance (35-48-4-4.6)	0	0	0	0
Possession, Purchase, Accepting Tobacco (35-46-1-10.5)	0	0	0	0
Probation Violation	0	0	0	0
Public Intoxication (7.1-5-1-3)	0	0	0	0
Receiving Unidentified Property (35-43-7-5)	0	0	0	0
Reckless Driving (9-21-8-52)	0	0	0	0
Refusal to Aid Officer (35-44-3-7)	0	0	0	0

LEVEL IV (cont'd)	NUMBER OF JUVENILES			
	This Month		This Calendar Year	
	Female	Male	Female	Male
Refusal to Identify Self (34-28-5-3.5)	0	0	0	0
Selling, Distributing, Exhibiting Obscene Material (35-49-3-1)	0	0	0	0
Synthetic Drug	0	0	0	0
Torture, Kill, Mutilate an Animal (35-46-3-12)	0	0	0	0
Unauthorized Possession of Prescription (35-48-4-14)	0	0	0	0
Unlawful Entry of Motor Vehicle (35-43-4-2.7)	0	1	0	1
Unlawful Gambling (35-45-5-2)	0	0	0	0
Unlawful Use of Railroad Right of Way (8-3-15-3)	0	0	0	0
Vending Machine Vandalism (35-43-4-7)	0	0	0	0
Violation Home Detention	0	0	0	0
Violation Suspended Commitment to DOC	0	0	0	0
Violation of Compulsory School Attendance Law (Truancy) (31-37-2-3)	0	0	0	0
Voyeurism (35-45-4-5)	0	0	0	0
Welfare Fraud (35-45-5-7)	0	0	0	0
Sub-Total	0	2	0	3
GRAND TOTAL NUMBER OF JUVENILES	5	21	8	49

Indiana Department of Correction
Table 18
Juvenile Female New Commitments

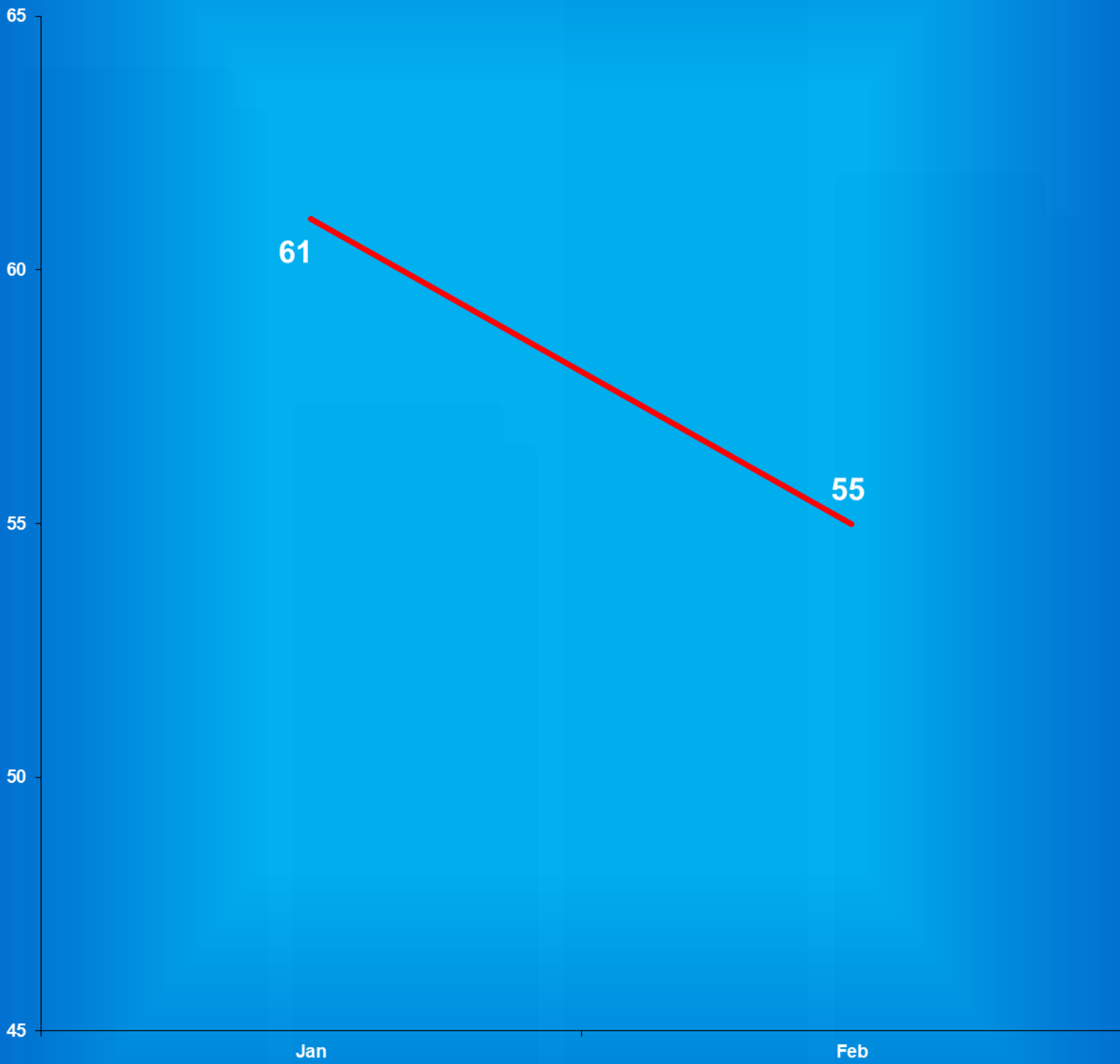
<u>Month</u>	<u>2016</u>	<u>2017</u>	<u>2018</u>	<u>2019</u>	<u>2020</u>
January	6	2	3	10	3
February	10	5	8	4	5
March	11	6	4	7	
April	9	2	7	3	
May	4	6	8	8	
June	11	7	2	3	
July	4	8	12	9	
August	4	5	4	2	
September	7	8	8	4	
October	5	6	5	6	
November	6	7	8	2	
December	<u>5</u>	<u>12</u>	<u>8</u>	<u>5</u>	
TOTALS	82	74	77	63	8

Source: SAS - mnthadm4.pgm

Indiana Department of Correction

Graph G

Average Daily Juvenile Female Offender Populations Calendar Year 2020



Indiana Department of Correction
Table 19
Juvenile Male New Commitments

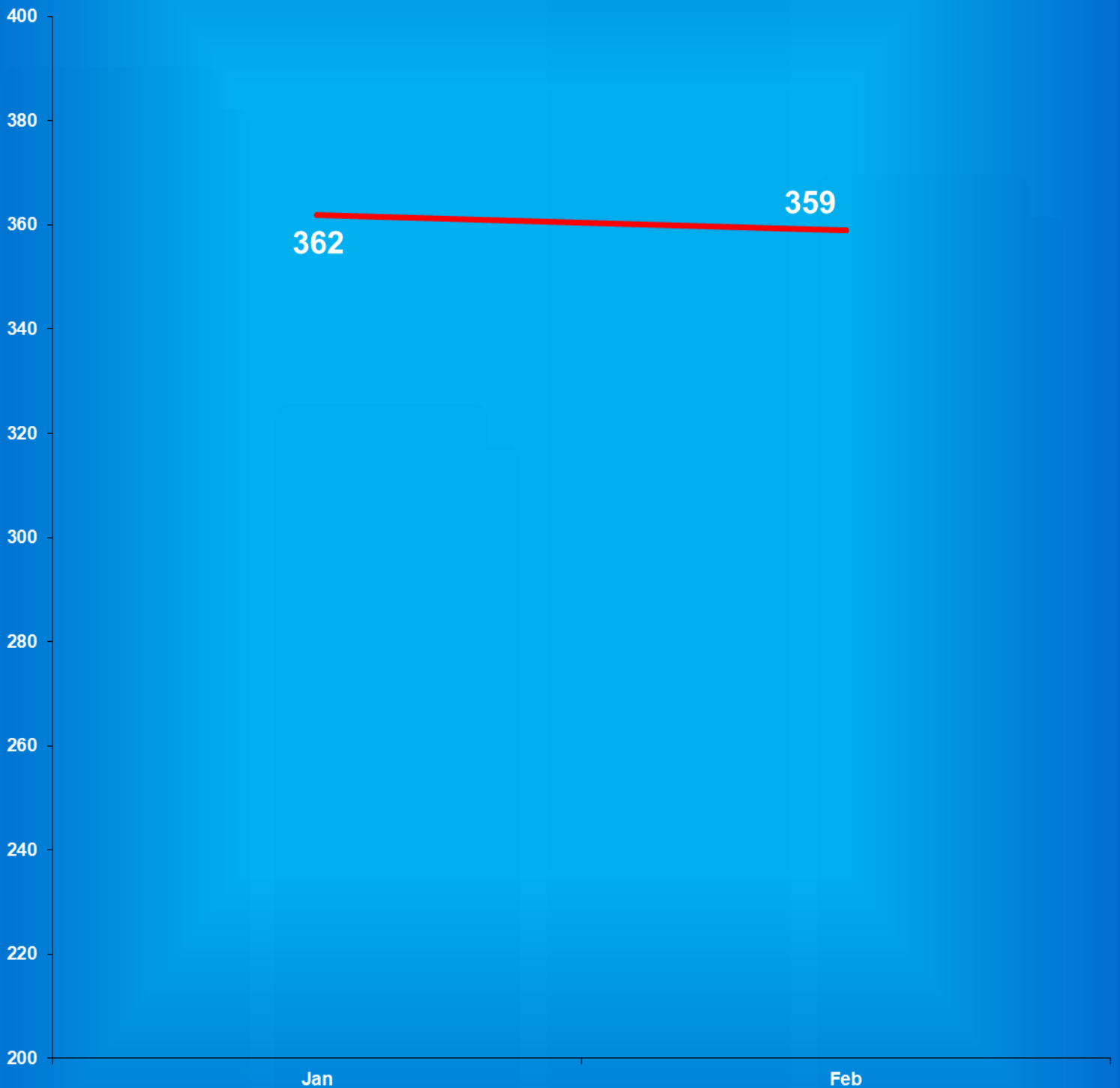
<u>Month</u>	<u>2016</u>	<u>2017</u>	<u>2018</u>	<u>2019</u>	<u>2020</u>
January	39	26	46	36	28
February	40	26	38	36	21
March	69	36	33	17	
April	33	45	27	24	
May	44	35	42	30	
June	40	48	29	27	
July	29	40	29	47	
August	38	48	28	37	
September	36	43	41	23	
October	24	39	24	34	
November	28	48	34	26	
December	<u>30</u>	<u>34</u>	<u>52</u>	<u>23</u>	
TOTALS	463	450	468	360	49

Source: SAS - mnthadm4.pgm

Indiana Department of Correction

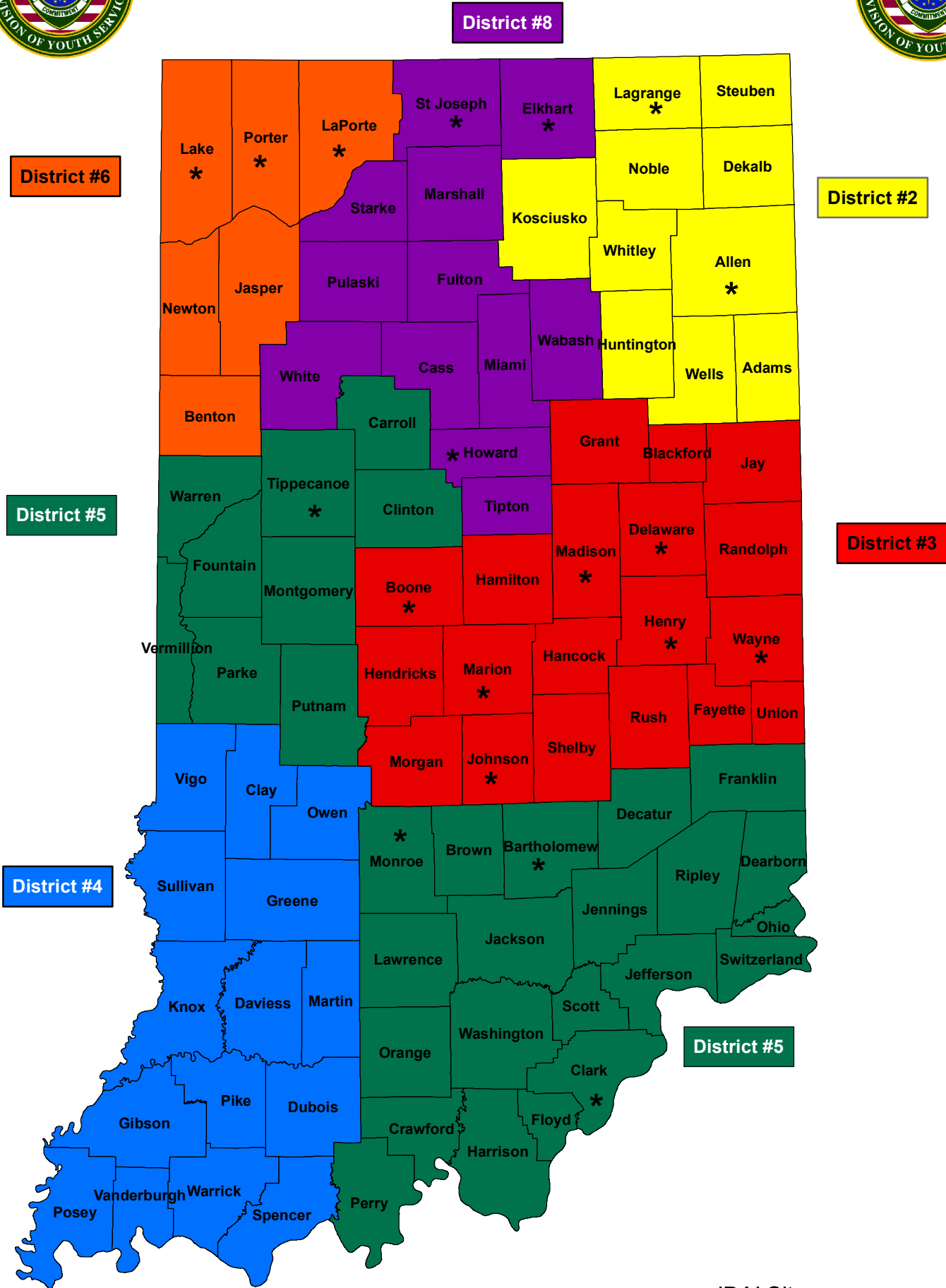
Graph H

Average Daily Juvenile Male Offender Populations Calendar Year 2020





Juvenile Reintegration Districts



*JDAI Site

Indiana Department of Correction
Table 20
Juvenile Parole Caseload on March 01, 2020

<u>Juvenile Reintegration Districts</u>	Indiana Parolees		Other Jurisdiction		<u>Total</u>
	<u>Juvenile Male</u>	<u>Juvenile Female</u>	<u>Juvenile Male</u>	<u>Juvenile Female</u>	
<i>Interstate Compact (RD0)*</i>	0	0	9	0	9
			<u>District Supervision Breakdown</u> <u>as follows:</u>		
Juv Reintegration District 2	12	0	0	0	<i>12</i>
Juv Reintegration District 3	5	0	3	0	<i>8</i>
Juv Reintegration District 4	4	2	0	0	<i>6</i>
Juv Reintegration District 5	3	0	2	0	<i>5</i>
Juv Reintegration District 6	3	1	2	0	<i>6</i>
Juv Reintegration District 8	6	1	2	0	<i>9</i>
Total	33	4	9	0	46

Total Juvenile Parole Population on the First Day of Each Month

<u>Calendar Year 2020</u>	Indiana Parolees		Other Jurisdiction		<u>Total</u>
	<u>Juvenile Male</u>	<u>Juvenile Female</u>	<u>Juvenile Male</u>	<u>Juvenile Female</u>	
January	37	3	4	0	44
February	41	4	6	0	51
March	33	4	9	0	46

** Includes Indiana parolees who are serving their parole in another state, as well as offenders from other States being supervised in Indiana (Interstate Compact)*

Sources:
Parole Division
SAS - juvparl2.pgm

**Indiana Department of Correction
Indiana Government Center South, Room E334
302 W. Washington Street
Indianapolis, IN 46204**

**Prepared by:
Chris Yirenkyi, Data Analyst
(317) 233-4765
cyirenkyi@idoc.IN.gov**

This report and previous reports may be found at:

<http://www.in.gov/idoc/2376.htm>



CHANGING LIVES

The logo for the Indiana Department of Correction is circular, featuring a central torch and the words "EMPLOYEES", "EFFICIENCY", and "EFFECTIVENESS". The outer ring contains the text "INDIANA DEPARTMENT OF CORRECTION". To the right of the logo is a blue silhouette of the state of Indiana.

The Indiana Department of Correction advances public safety and successful re-entry through dynamic supervision, programming, and partnerships.